

visi sistosi

Catalog



Contenuti / Contents

Vistosì

Indice / <i>Index</i>	4
Indice fotografico / <i>Photographic index</i>	6
Storia / <i>History</i>	8
I nostri numeri / <i>Our numbers</i>	18
Premi di prodotto / <i>Product awards</i>	19
Azienda / <i>Company</i>	20
Designer / <i>Designers</i>	22
Progetti / <i>Projects</i>	24

Prodotti / Products

Sospensioni / <i>Suspensions</i>	31
Plafoniere / <i>Ceiling</i>	259
Parete / <i>Wall</i>	325
Tavolo / <i>Table</i>	373
Terra / <i>Floor</i>	403

Informazioni / Information






Come leggere il catalogo / <i>How to read the catalog</i>	418
Legenda / <i>Keys</i>	419

Materiali / Materials

Colori del vetro / <i>Glass colours</i>	420
Finiture del vetro / <i>Glass finishes</i>	420
Finiture delle parti metalliche / <i>Metal parts finishes</i>	421
Altre finiture / <i>Other finishes</i>	421

Caratteristiche LED / LED features	422
---	------------






Indice / Index

				
SP	PL / FA	AP / PP	LT	PT


ALEGA				388	
ANISETTE	160			386 ^{NEW}	
ARMONIA	94		328		
BALANCE	248	292	344		
BISSONA				397	
BOT	170	272			
CANDELA	242				
DAMASCO	216	320	364	401	
DIADEMA	186		361		
DIAMANTE	230	302			
DIONE	NEW	76			
ECOS	180	308	368		412
FARO	50 ^{NEW}	262 ^{NEW}	338 ^{NEW}	384 ^{NEW}	
FUTURA	64	266	357	393	411
GIOGALI	194	310	370		414
GLOBOSE	NEW	134	334		
GROOVE	140				
IMPLODE	172	274			
INCANTO	168	268			
INFINITA	246	298			
JEFF	NEW	120			
JUBE	34		332	380	406
LACRIMA	236				
LIO	240	306	358	396	
LUCCIOLA	254	294	362	394	410
MEDEA	90				
MIA		288			
MINIGIOGALI	202	316	371	390	415
MODULOR	244	278	348		

NEW: nuova collezione / new collection

NEW: collezione ampliata o modificata / extended or modified collection

					
	SP	PL / FA	AP / PP	LT	PT
NAXOS				398	
NEOCHIC	250	290	346		
NESSA				389	
NOVECENTO	152	300		400	408
ORO	222 ^{NEW}				
OTO	208				
PEGGY	148		352		409
PHOENIX	60				
PLISSÉ	42 ^{NEW}		342 ^{NEW}		
PLOT	56				
PLOT FRAME	164		354		413
POC	226 ^{NEW}	321			
POD		270			
PUPPET	102 ^{NEW}		360	391	
PUPPET RING	112		340		
PURE	126				
RIFLESSO	70		336	376	
RIKETTA	156				
RINA	130 ^{NEW}	276			
SABA		296			
SCINTILLA	86				
SISSI	234				
SOGNO		286			
SPIRIT	220	304			
STARDUST	176		366		
STONE	174				
TIER		282	350		
TREAD	82		356	392	
TUBES	238	322			


Indice fotografico / *Photographic index*



Alega
388




Anisette
160, 386



Armonia
94, 328



Balance
248, 292, 344



Bissona
397




Bot
170, 272



Candela
242



Damasco
216, 320, 364,
401




Diadema
186, 361




Diamante
230, 302




Dione
76



Ecos
180, 308, 368,
412




Faro
50, 262, 338,
384



Futura
64, 266, 357,
393, 411




Giogali
194, 310, 370,
414




Globose
134, 334




Groove
140




Implode
172, 274



Incanto
168, 268




Infinita
246, 298



Jeff
120




Jube
34, 332, 380,
406



Lacrima
236



Lio
240, 306, 358,
396




Lucciola
254, 294, 362,
394, 410



Medea
90




Mia
288



Minigiogali
202, 316, 371,
390, 415



Modulor
244, 278, 348



Naxos
398




Neochic
250, 290, 346



Nessa
389




Novecento
152, 300, 400, 408



Oro
222



Oto
208




Peggy
148, 352, 409




Phoenix
60



Plissé
42, 342




Plot
56




Plot Frame
164, 354, 413




Poc
226, 321



Pod
270




Puppet
102, 360, 391



Puppet Ring
112, 340



Pure
126



Riflesso
70, 336, 376



Riketta
156



Rina
130, 276



Saba
296




Scintilla
86




Sissi
234




Sogno
286




Spirit
220, 304




Stardust
176, 366



Stone
174



Tier
282, 350



Tread
82, 356, 392



Tubes
238, 322

Cinque secoli di storia / *Five centuries of history*

1585-1900

Le origini / *The origins*

Nelle acque della laguna veneziana affonda le sue origini la storia di Vetreria Vistosi.

The origins of Vetreria Vistosi stretch far back into the waters of the Venetian lagoon.

1585

Vincenzo Gazzabin, compare per la prima volta nei registri dell'arte vetraria muranese.

Vincenzo Gazzabin appeared for the first time in the registers of the Murano glass art.

1640

La famiglia Gazzabin, diventa proprietaria della fornace Al Bastian.

The Gazzabin family became the owner of the Al Bastian furnace.

1690

Il nome "Vistosi" fa la sua comparsa poco dopo, come soprannome di un erede della vetreria Gazzabin.

The name "Vistosi" appeared shortly afterwards as the nickname of an heir to the Gazzabin glassworks.

1791

Gio-Batta Vistosi viene nominato Gastaldo dell'Arte, capo dell'Arte dei Maestri Vetrai e rappresentante dei padroni delle fornaci muranesi.

Gio-Batta Vistosi was appointed Gastaldo dell'Arte, head of the glassmakers' guild and representative of the owners of the Murano furnaces.



1900-1980

Il Novecento / *The twentieth century*

Alla fine della seconda guerra mondiale, l'azienda inizia a concentrarsi nella produzione di articoli per l'illuminazione con Gino e Luciano Vistosi. È una storia di passione e di insaziabile ricerca del nuovo, che porta Vistosi ad iniziare importanti collaborazioni.

At the end of World War II, the company began to focus on the production of lighting products with Gino and Luciano Vistosi. That was a story of passion and insatiable search for the new, which led Vistosi to start important collaborations.

1945

Guglielmo Vistosi, erede della famiglia Gazzabin, dopo la fine della seconda guerra mondiale, apre una nuova fornace a Murano.

After the end of World War II Guglielmo Vistosi, heir of the Gazzabin family, opened a new furnace in Murano.

1969-1980

I nomi dei più famosi disegnatori dell'epoca, come Gae Aulenti, Angelo Mangiarotti, Ettore Sottsass senior e jr., Adalberto Dal Lago, Vico Magistretti, Albert Leclerc, si legano alla produzione Vistosi.

The most famous designers of the time, such as Gae Aulenti, Angelo Mangiarotti, Ettore Sottsass senior and jr., Adalberto Dal Lago, Vico Magistretti, Albert Leclerc, joined the Vistosi production.



1980-2000

La famiglia Moretti / The Moretti family

Da azienda artigiana a industria artigianale.
From craft business to craft industry.

1989

Giancarlo Moretti, imprenditore muranese da tempo attivo nel settore con Vetrofond e Punto Luce, rileva l'azienda dando vita a Vetreria Vistosi.

Giancarlo Moretti, an entrepreneur from Murano that had long been active in the sector with Vetrofond and Punto Luce, took over the company and created Vetreria Vistosi.

1993

Matteo Moretti, figlio di Giancarlo, attua una profonda riorganizzazione produttiva e commerciale per rilanciare il marchio.

Matteo Moretti, Giancarlo's son, carried out a deep productive and commercial reorganization to relaunch the brand.

1995

Viene creata una nuova miscela di vetro soffiato in cui è ridotto al minimo il contenuto di sodio. Il vetro acquista quasi le virtù dell'acciaio: resistenza e lucentezza.

A new blend of blown glass with a minimal amount of sodium was used. The glass has almost acquired the features of steel: it has become more resistant and brilliant.

Alcune nuove e importanti collaborazioni: Chiaramonte e Marin, Michele De Lucchi, Mauro Olivieri.

Some new and important collaborations: Chiaramonte e Marin, Michele De Lucchi, Mauro Olivieri.



2000-2005

Il Nuovo Millennio / The New Millennium

Ricerca e produzione si affinano per portare i prodotti Vistosi nei mercati esteri.

Research and production are improved to bring Vistosi products to foreign markets.

2002

Il taglio ad acqua (Water Jet) in uso nella lavorazione dei vetri piani, viene utilizzata negli articoli soffiati a bocca. Nasce Ferea.

Water jet cutting, used in the processing of flat glass, was used in mouth-blown items. Ferea was released.

2003

La lavorazione a membrana viene applicata all'illuminazione. Nasce Poc. L'argentatura delle superfici a specchio è impiegata nelle forme tridimensionali. Nasce Cheope.

The typical Murano membrane processing was applied to lighting. Poc was released. The silvering of the mirror surfaces was used in the three-dimensional forms. Cheope was released.

2004

La filatura a caldo applicata ad un intero prodotto. Nasce Damasco.

Hot spinning was applied to an entire product. Damasco was released.

2005

Nasce Giogali 3D, rivisitazione del gancio in forma tridimensionale e Diadema, le cui canne sono realizzate con una tecnica brevettata e non replicabile.

Giogali 3D, a revision of the hook in three-dimensional form, was released together with Diadema, whose rods are made with a patented, not replicable technique.



Cinque secoli di storia / Five centuries of history

2006-2010

Nuovi riconoscimenti / New awards

2006

Diadema selezionata da ADI per il XXI Premio Compasso d'Oro.

Diadema was selected by ADI for the XXI Compasso d'Oro Award.

2007

Vistosi premiata da Eurispes, alla sua 2a edizione, come eccellenza del sistema Italia.

In its second edition Eurispes awarded a prize to Vistosi as excellence in the Italian system.

2009

Nascono Rina, in cui la tecnica della murrina è applicata a grandi dimensioni, Cheope09 con nuove texture create con la sabbiatura di precisione e Minigiogali la versione ridotta di Giogali.

Rina was released. The murrine technique was applied to large models. In the same year Cheope09 and the smaller size version of Giogali, named Minigiogali, were released.

2010

Per garantire ai suoi clienti l'unicità degli articoli, Vistosi da sempre brevetta modelli ornamentali, finiture e trattamenti. Nel perfezionamento di questo processo di tutela della qualità, dal 2010 è stata introdotta anche la marcatura del prodotto.

To make sure that its clients purchase a unique object, Vistosi has always patented its decorative models, finishes and treatments. During the enhancement of this process of quality protection, in 2010 the company introduced the branding of its products.



2011-2015

Ricerca e innovazione / Research and innovation

2011

Nascono Assiba, impreziosita dalle decorazioni raffinate della filigrana a reticello, arte del decoro nel vetro soffiato a freddo.

Con la cromatura ad effetto cangiante, Cloth regala gli effetti di due articoli in uno solo: lampada metallica da spenta, delicati riflessi color miele se accesa.

Vega è la prima lampada a LED di Vistosi.

Assiba was released, embellished by the refined filigrana a reticello, the art of decoration in cold-blown glass. With its shimmering chrome plating, Cloth provides a double effect: a metallic lamp when it is off, and delicate honey reflections when it is on. Vega is the first LED lamp of Vistosi.

2013

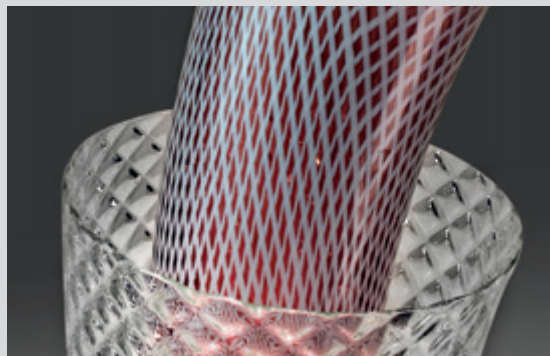
Nasce nel laboratorio Vistosi un'innovativa miscela di cristallo dai grandi vantaggi estetici, tecnologici ed ecologici: il vetro soffiato senza piombo. Questo materiale ha le virtù dell'acciaio inox, in termini di durezza nel tempo e mantenimento delle caratteristiche originarie.

An innovative crystal mixture with great aesthetic, technological and ecological advantages was created in the Vistosi laboratory: the lead-free blown glass. This new blend possesses the qualities of stainless steel, in terms of durability and maintenance of its original characteristics.

2014

Tablò premiata con la menzione d'onore al grandesignEtico.

Tablò was awarded with a honourable mention at grandesignEtico.



2016-2018

Nuovi traduardi / New achievements

2016

Futura vince Archiprodut Design Award.
Nodo selezionata da ADI per il XXV Premio Compasso d'Oro.
Trepai premiata con la menzione d'onore al grandesignEtico.

*Futura won the Archiprodut Design Award.
Nodo was selected by ADI for the XXV Compasso d'Oro Award. Trepai was awarded with a honourable mention at grandesignEtico.*

2017

50° Anniversario di Giogali.
Jube vince Archiprodut Design Award.
Sata vince il Good Design Award e il Red Dot Design Award.
Stone vince il Good Design Award

*50th Anniversary of Giogali.
Jube won the Archiprodut Design Award.
Sata won the Good Design Award and the Red Dot Design Award.
Stone won the Good Design Award.*

2018

Vistosi selezionata e premiata tra le 100 Eccellenze Italiane per il Made in Italy.

Vistosi was selected and awarded among the 100 Eccellenze italiane for Made in Italy.



2019-2020

Nuove collezioni / New collections

2019

Presentazione delle nuove collezioni a Euroluce di Armonia, Incanto, Medea, Oro, Phoenix, Plot, Puppet Ring, Riflesso, Scintilla, Tread.

Sata ottiene il German Design Award.
Jube riceve l'IF Design Award.
Riflesso vince l'Archiprodut Design Award.
Registrazione del marchio Vistosi in Cina.
30° anniversario dell'acquisizione da parte della famiglia Moretti.

Presentation of the new Armonia, Incanto, Medea, Oro, Phoenix, Plot, Puppet Ring, Riflesso, Scintilla, and Tread collections at Euroluce.

*Sata wins the German Design Award.
Jube riceve l'IF Design Award.
Riflesso wins the Archiprodut Design Award.
Registrazione del marchio Vistosi in Cina.
30th anniversary of the Moretti family's acquisition.*

2020

Presentazione della nuova collezione Plot Frame.

Jube in versione tavolo vince l'Archiprodut Design Award.
Armonia e Medea ottengono la Menzione D'Onore al Compasso D'Oro.
Nuove versioni Riflesso tavolo

Presentation of the new Plot Frame collection.

Jube in table version wins the Archiprodut Design Award.

*Armonia and Medea receive Honorable Mention at the Compasso d'Oro.
New Riflesso table versions.*



Cinque secoli di storia / *Five centuries of history*

2021-2023

Il Virtual Museum / *The Virtual Museum*

2021

Armonia selezionata nella Long List del premio ADA 2021. Collaborazioni: Main Partner della Venice Glass Week e sponsor unico della conferenza The History of Glass Beads.

Armonia selected in the Long List of the ADA 2021 award.

Collaborations: Main Partner of Venice Glass Week and sole sponsor of the conference "The History of Glass Beads".

2022

Restyling: le collezioni Giogali e Minigiogali vengono aggiornate e viene dedicato loro un nuovo catalogo. Nuovo sito web: design moderno, navigazione semplificata, informazioni dettagliate su ogni articolo. Virtual Museum: il più importante progetto di comunicazione dell'azienda. Un headquarter digitale nell'acqua per esplorare la storia, i prodotti, la vetreria, le tecnologie led e molti altri contenuti.

Restyling: The Giogali and Minigiogali collections are updated, with a new catalog dedicated to them.

New website: Modern design, simplified navigation, detailed information on each item.

Virtual Museum: The company's most important communication project. A digital headquarters in water to explore the history, products, glass factory, LED technologies, and more.

2023

Presentazione delle nuove collezioni Anisette, Faro, Groove, Modulor, Plissé, Pure, Riketta, Tier.

Presentation of the new Anisette, Faro, Groove, Modulor, Plissé, Pure, Riketta, and Tier collections.



2024-2025

I giorni nostri / *Nowadays*

2024

Groove vince il German Design e il Good Design Award. Plissé premiata con il Venetian Smart Lighting e il Good Design Award.

Riketta vince gli Archiproducts e il Good Design Award. Anisette vince l'ADI Design Index e la selezione al prossimo Compasso d'Oro.

Vistosi riceve il premio Valori d'impresa 2024.

Groove wins both the German Design Award and the Good Design Award.

Plissé awarded the Venetian Smart Lighting Award and the Good Design Award.

Riketta wins the Archiproducts Design Award and the Good Design Award.

Anisette selected for the ADI Design Index and shortlisted for the next Compasso d'Oro.

Vistosi receives the 2024 Valori d'Impresa Award.

2025

Triplice vittoria di Anisette, Faro e Riketta ai German Design Awards 2025.

Anisette e Plissé vincono il Red Dot Award 2025.


Vincitrici di IF Design Awards 2025: Anisette, Plissé, Riketta. Presentate a Euroluce 2025 Diane, Globose e Jeff e le implementazioni di Anisette, Faro, Plissé. Anisette vince il Compasso D'Oro International Awards.

Triple win for Anisette, Faro, and Riketta at the 2025 German Design Awards.

Anisette and Plissé win the 2025 Red Dot Award.

Winners of the 2025 iF Design Awards: Anisette, Plissé, and Riketta.

Diane, Globose, and Jeff unveiled at Euroluce 2025, along with new developments of Anisette, Faro, and Plissé. Anisette wins the Compasso d'Oro International Award.













I nostri numeri / *Our numbers*

La storia di Vistosi è in continua evoluzione, raggiungendo sempre nuovi Paesi, espandendo il numero delle proprie collezioni, investendo in personale giovane e qualificato, perseguendo gli standard di sostenibilità più rigorosi.

I numeri rappresentano il risultato di un continuo e costante impegno per la ricerca di linee e materiali che rispecchiano le qualità distintive dei suoi prodotti.

The Vistosi story is constantly evolving, always reaching out to new countries, expanding the number of its collections, investing in young and qualified staff, and pursuing the strictest sustainability standards. The numbers represent the result of a continuous and constant commitment to researching lines and materials that reflect the distinctive qualities of its products.

5 Secoli di storia
Centuries of history

+ 70 Anni nel settore dell'illuminazione
Years in lighting business

58 Collezioni
Collections

+ 300 Modelli brevettati
Patented models

+ 30 Premi di prodotto
Product Awards

+ 80 Dipendenti
Employees

+ 80 Paesi
Countries

+ 30 Finiture parti metalliche
Metal parts finishes

+ 20 Finiture vetro
Glass finishes

8 Tonnellate di vetro prodotte al giorno
Tons of glass produced daily

30% Prodotti personalizzati o su misura
Customized or tailor-made products

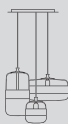
+ 16 Marchi registrati in Italia e all'estero
Registered trademarks in Italy and abroad

+ 15.000 mq di spazi produttivi
Facilities

Premi di prodotto / *Product awards*



DIADEMA 2006



FUTURA 2016



NODO 2016



JUBE 2017



STONE 2017



JUBE 2019



RIFLESSO 2019



JUBE 2020



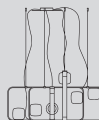
MEDEA 2020



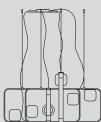
ARMONIA 2020



PLISSÉ 2023



GROOVE 2024



GROOVE 2024



PLISSÉ 2024



RIKETTA 2024



RIKETTA 2024



ANISETTE 2024



PLISSÉ 2024



ANISETTE 2025



FARO 2025



RIKETTA 2025



ANISETTE 2025



PLISSÉ 2025



ANISETTE 2025



RIKETTA 2025



PLISSÉ 2025



ANISETTE 2025

Azienda / Company

Dal 1585, Vistosi plasma il vetro di Murano, trasformando la sua magia senza tempo in un continuo dialogo tra liquido e solido, tra sogno e realtà.

Con cinque secoli di storia intrecciata al suo nome, Vistosi non segue le tendenze: le crea, interpretando il desiderio di unicità e bellezza di chi cerca l'eccezionale. Venezia è la sua musa, ma lo sguardo è sempre rivolto al mondo, alla ricerca di nuove frontiere del design.


Nella vetreria, idee audaci prendono forma, la materia si trasforma in luce, e la luce modella lo spazio. È un luogo dove la creatività respira, dove tradizione e innovazione danzano insieme. Vistosi guarda al futuro con una visione sostenibile, ripensando i processi, armonizzando l'incontro tra artisti e maestri vetrai, e custodendo un profondo rispetto per l'ambiente. Innovare è il suo destino, stupire è il suo dono.

Since 1585, Vistosi has been shaping Murano glass, transforming its timeless magic into a continuous dialogue between liquid and solid, dream and reality. With five centuries of history woven into its name, Vistosi doesn't follow trends: it creates them, interpreting the desire for uniqueness and beauty of those who seek the extraordinary. Venice is its muse, but Vistosi is always looking to the world in search of new design frontiers.

In its glassworks, bold ideas take shape, matter transforms into light, and light shapes space. a place where creativity breathes, where tradition and innovation dance together.

It is a place where creativity breathes, where tradition and innovation dance together. Vistosi moves forward with a focus on the future and a commitment to sustainability, rethinking processes, fostering collaboration between artists and master glassmakers, and preserving a deep respect for the environment. Innovation is its destiny; to amaze is its gift.

Premi aziendali / Company awards



100 ECCCELLENZE
ITALIANE
2007



MENZIONE
D'ONORE
2018



PREMIO VALORI
D'IMPRESA
2024



Designers

Marco Acerbis • Spirit

atelier oi • Dione

Emmanuel Babled • Pod

Giovanni Barbato • Scintilla

Chiaramonte & Marin • Neochic, Plissé, Plot, Plot Frame,
Riflesso, Tread

Debonademeo • Tier

Oriano Favaretto • Faro, Medea, Riketta

Favaretto&Partners • Jube

Matthias Hickl per Lissoni Associati • Tubes

Hangar Design Group • Futura, Groove, Peggy, Stone

Andrea Lazzari • Phoenix

Francesco Lucchese • Anisette, Armonia, Stardust

Vico Magistretti • Alega

Angelo Mangiarotti • Giogali, Minigiogali

Romani Sacconi Architetti Associati • Diadema,
Globose, Novecento, Puppet, Puppet Ring

Gregorio Spini • Bot, Implode

Pio e Tito Toso • Balance, Incanto, Jeff, Modulor, Oto, Pure

Renato Toso, Noti Massari & Associati • Ecos, Infinita



Marco Acerbis



atelier oï



Debonademeo




Gregorio Spini



Chiaramonte & Marin



Oriano Favaretto



Favaretto&Partners



Hangar Design Group



Francesco Lucchese



Vico Magistretti



Andrea Lazzari



Angelo Mangiarotti



Romani Sacconi Architetti Associati



Emmanuel Babled



Giovanni Barbato



Renato Toso, Noti Massari



Pio e Tito Toso







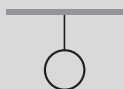






Sospensioni / *Suspensions*


Plafoniere / <i>Ceiling</i>	259
Parete / <i>Wall</i>	325
Tavolo / <i>Table</i>	373
Terra / <i>Floor</i>	403



Sospensioni / *Suspensions*



Anisette
160



Armonia
94



Balance
248




Bot
170



Candela
242



Damasco
216




Diadema
186




Diamante
230




Dione
76



Ecos
180




Faro
50



Futura
64



Giogali
194




Globose
134




Groove
140




Implode
172



Incanto
168



Infinita
246



Jeff
120




Jube
34



Lacrima
236




Lio
240



Lucciola
254



Medea
90




Minigiogali
202




Modulor
244




Neo chic
250



Novecento
152



Oro
222



Oto
208




Peggy
148



Phoenix
60




Plissé
42




Plot
56



Plot Frame
164



Poc
226




Puppet
102



Puppet Ring
112




Pure
126



Riflesso
70



Riketta
156




Rina
130




Scintilla
86



Sissi
234




Spirit
220



Stardust
176



Stone
174



Tread
82



Tubes
238

JUBE

design Favaretto&Partners 2017







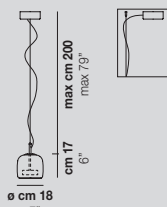








JUBE SP S



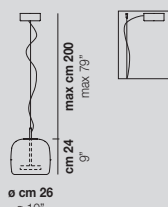
1x8,5W LED 14

CE ENEC

USA & CANADA cETLus

1x8,5W LED 14

JUBE SP 1 P



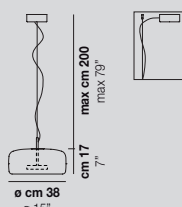
1x13W LED 02

CE ENEC (PS)

USA & CANADA cETLus

1x13W LED 02

JUBE SP 1 G



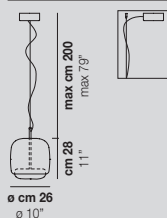
1x13W LED 02

CE ENEC (PS)

USA & CANADA cETLus

1x13W LED 02

JUBE SP P



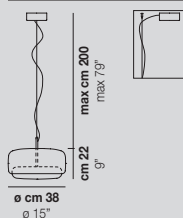
1x13W LED 02

CE ENEC (PS)

USA & CANADA cETLus

1x13W LED 02

JUBE SP G



1x13W LED 02

CE ENEC (PS)

USA & CANADA cETLus


1x13W LED 02



Collezione dal fascino vintage, composta da quattro tipologie: sospensione, parete, tavolo e terra, tutte con sorgente LED integrata. I due diffusori più grandi, nella versione a sospensione, sono disponibili anche in una seconda configurazione che prevede l'aggiunta di un secondo diffusore in vetro bianco lucido nella parte inferiore.

Collection with a vintage charm, available in four types: suspension, wall, table, and floor, all featuring integrated LED sources. The two larger diffusers, in the suspension version, are also offered in a second configuration that includes an additional glossy white glass diffuser on the lower part.

Finitura vetro / Glass finish



AA/BC




AA/TR



CR/BC




CR/TR



FU/BC




FU/TR




TB/BC



TB/TR




VA/BC




VA/TR


Finitura struttura / Frame finish



AVS



NEO



OS

LED Europe/International

CE ENEC (PS)

02 13W - 2000lm - 2700K/3000K - DIM2/DIM3

14 8,5W - 1200lm - 2700K/3000K - DIM2/DIM3

LED Usa & Canada

cETLus

02 13W - 2000lm - 2700K/3000K - DIM2/DIM3

14 8,5W - 1200lm - 2700K/3000K - DIM2/DIM3

Collezione / Collection



332



380



406

PLISSÉ

design Chiaramonte & Marin 2023



Plissé SP G / M / P



Plissé SP G / M / P



Plissé SP G





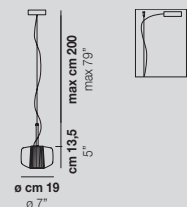
LIGHT ON



LIGHT OFF



PLISSÉ SP P



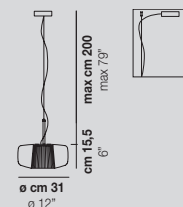
1x12W LED C

CE ENEC

USA & CANADA 

1x12W LED C

PLISSÉ SP M



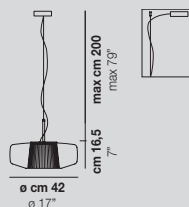
1x12W LED C

CE ENEC

USA & CANADA 

1x12W LED C

PLISSÉ SP G



1x12W LED C

CE ENEC


USA & CANADA 

1x12W LED C


Plissé è una collezione dallo charme d'altri tempi. Il diffusore in vetro soffiato cela un delicato paralume in tessuto. Cinque finiture vetro, quattro colori di tessuto e due finiture per la montatura tra cui scegliere. Disponibile nelle tipologie a sospensione, in tre dimensioni e parete. Sorgente LED integrata.

Plissé is a collection with a timeless charm. The blown glass diffuser conceals a delicate fabric lampshade. Available in five glass finishes, four fabric colors, and two metal frame finishes. Available in suspension, in three sizes, and wall types. Integrated LED light source.


Finitura vetro / Glass finish




AD



CR



FU




TB




VA


Plissé / Plissé




PS



P1




P2




P3

Finitura struttura / Frame finish



AVS



BR2

LED Europe/International

CE ENEC

C 12W - 1500lm/1600lm - 2700K/3000K - DIM2/DIM3

LED Usa & Canada



C 12W - 1500lm/1600lm - 2700K/3000K - DIM2/DIM3

Collezione / Collection

d

342



FARO

design Oriano Favaretto 2023





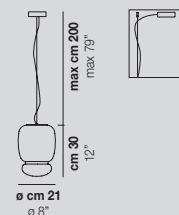
Faro SP P / G / S







FARO SP S



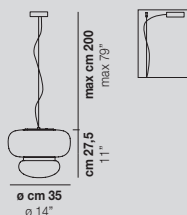
1x8,5W LED 14

CE ENEC

USA & CANADA 

1x8,5W LED 14

FARO SP P



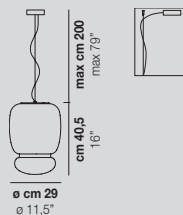
1x13W LED 02

CE ENEC

USA & CANADA 

1x13W LED 02

FARO SP G



1x13W LED 02

CE ENEC


USA & CANADA 

1x13W LED 02

Collezione dalle forme sinuose e moderne, composta da due diffusori in vetro armoniosamente uniti tra loro da un anello metallico. Il primo vetro con finitura trasparente colorata si fonde visivamente con il secondo vetro bianco lucido, che nasconde la sorgente LED integrata. La collezione è stata ampliata ed è ora disponibile nelle tipologie sospensione, soffitto, parete, tavolo in diverse varianti.

Collection featuring sinuous, modern shapes, composed of two glass diffusers harmoniously joined by a metal ring. The first diffuser, made of colored transparent glass, visually blends with the second in glossy white glass, which conceals the integrated LED source. The collection has been expanded and is now available in suspension, ceiling, wall, and table versions in various configurations.

Finitura vetro / Glass finish



AD/BC



CR/BC




TB/BC




VA/BC

Finitura struttura / Frame Finish



NEO



OTV

LED Europe/International

CE ENEC

02 13W - 2000lm - 2700K/3000K - DIM2/DIM3

14 8,5W - 1200lm - 2700K/3000K - DIM2/DIM3

LED Usa & Canada



02 13W - 2000lm - 2700K/3000K - DIM2/DIM3

14 8,5W - 1200lm - 2700K/3000K - DIM2/DIM3



Collezione / Collection



262



338



384

PLOT

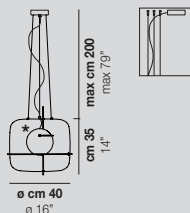
design Chiaramonte & Marin 2019







PLOT SP



1x11W LED 09

CE ENEC

USA & CANADA cULus


1x11W LED 09

* Diffusore in vetro bianco orientabile.
Adjustable white glass diffuser.

Perfetto dialogo tra differenti materiali e la fonte luminosa sospesa: questa è Plot. Ispirata agli intrecci delle impalcature orientali di bambù, Plot conferisce una sensazione di leggerezza e di sospensione, data dal gioco di equilibri in cui la sorgente LED integrata, contenuta nella sfera in vetro bianco lucido, è sostenuta attraverso l'intreccio delle bacchette metalliche. Plot unisce materiali diversi tra loro come il metallo nero opaco o ottone anticato ed il vetro in tonalità cristallo o fumé trasparente.

A perfect dialogue between different materials and the suspended light source: this is Plot. Inspired by the interlacing of oriental bamboo scaffolding, Plot conveys a sense of lightness and suspension, created by the balanced interplay where the integrated LED source, contained within the glossy white glass sphere, is supported through the interweaving of metal rods. Plot combines different materials such as matt black metal or antique brass with crystal or transparent smoky glass.


Finitura vetro / Glass finish




CR/NE



CR/OT




FU/NE



FU/OT

Finitura struttura / Frame finish



NEO

LED Europe/International

CE ENEC

09 11W - 1700lm - 2700K/3000K - DIM2/DIM3

LED Usa & Canada

cULus

09 11W - 1700lm - 2700K/3000K - DIM2/DIM3




PHOENIX

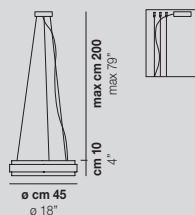
design Andrea Lazzari 2019







PHOENIX SP



1x49W LED 08




USA & CANADA

1x49W LED 08

Phoenix è una lampada a sospensione dal design moderno ed essenziale. Il diffusore e la struttura metallica, a forma di anello, nascondono perfettamente la sorgente LED integrata, conferendo una connotazione decorativa che arreda ed illumina l'ambiente con una personalità decisa ma discreta. L'illuminazione diretta definisce la zona di luce sottostante, esaltando la naturale bellezza delle tonalità fumé e cristallo del vetro impreziosite da finiture in nickel nero e rame satinato.

Phoenix is a suspension lamp with a modern and essential design. The diffuser and metal structure, shaped as a ring, perfectly conceal the integrated LED source, giving a decorative character that furnishes and illuminates the environment with a decisive yet discreet personality. The direct lighting defines the area of light below, enhancing the natural beauty of the smoke and crystal glass enriched by finishes in black nickel and matt copper.

Finitura vetro / Glass finish




CR/TR




FU/TR

Finitura struttura / Frame finish



NNS



RAV

LED Europe/International



08 49W - 5600lm - 2700K/3000K - DIM2

LED Usa & Canada

08 49W - 5600lm - 2700K/3000K - NO DIM

FUTURA

design Hangar Design Group 2015



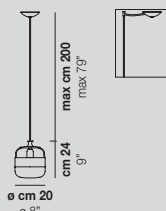








FUTURA SP P



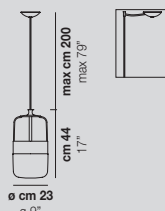
1x77W E27



USA & CANADA

1x60W E26

FUTURA SP M



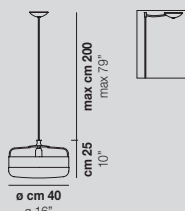
1x77W E27



USA & CANADA

1x60W E26

FUTURA SP G



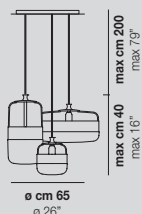
1x77W E27



USA & CANADA

1x60W E26

FUTURA SP 3



3x77W E27



USA & CANADA

3x60W E26



Futura è una collezione di lampade in un unico pezzo di vetro soffiato, realizzato con una tecnica speciale che crea un raffinato doppio effetto: nella parte superiore il cristallo trasparente, mentre in quella inferiore il vetro incamiciato colorato nasconde la sorgente luminosa. È disponibile in tre diverse cromie: ambra con anello in ottone, bianco con anello nero opaco e fumé con anello marrone. La versione con diffusore interamente in cristallo trasparente è invece proposta con anello in rame o nero opaco. La collezione è disponibile nelle versioni a sospensione, soffitto, parete, tavolo e terra.

Futura is a collection of lamps made from a single piece of hand-blown glass, crafted using a special technique that creates a refined double effect: transparent crystal on the upper part, while the colored cased glass on the lower part conceals the light source. It is available in three different color combinations: amber with a brass ring, white with a matt black ring, and fumé with a brown ring. The version with a fully transparent crystal diffuser is instead offered with a copper or matt black ring. The collection is available in suspension, ceiling, wall, table, and floor versions.

Finitura vetro / Glass finish



AM/OT




BC/NEO



CR/NEO



CR/RA




FU/MA




MC/1

Finitura struttura / Frame finish



NEO



R_N

Collezione / Collection



266



357



393



411

RIFLESSO

design Chiaramonte & Marin 2019



Riflesso SP 2L 1 / 2L 2 / 2L 3



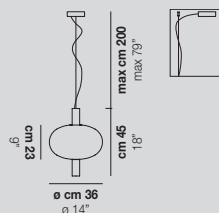
Riflesso SP 2L 3 / 2L 1 / 2L 2







RIFLESSO SP 1



1x12,5W LED 10

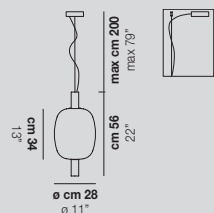
CE ENEC PS

USA & CANADA



1x12,5W LED 10

RIFLESSO SP 2



1x12,5W LED 10

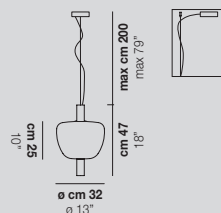
CE ENEC PS

USA & CANADA



1x12,5W LED 10

RIFLESSO SP 3



1x12,5W LED 10

CE ENEC PS

USA & CANADA

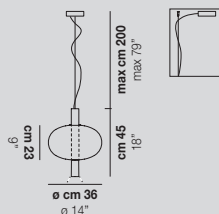


1x12,5W LED 10

Riflesso è una collezione in cui la leggerezza del vetro, declinata in quattro forme diverse, diventa protagonista. È dotata di sorgente LED integrata in tutte le versioni e propone tre nuove varianti a sospensione con doppio LED. Disponibile nelle tipologie a sospensione, parete e tavolo, in quattro finiture vetro e due finiture montatura.

Riflesso is a collection where the lightness of glass, available in four different shapes, takes center stage. It features integrated LED sources across all versions and introduces three new pendant variants with dual LED. Available in suspension, wall, and table types, with four glass finishes and two frame finishes.

RIFLESSO SP 2L1



9W+9W LED 21

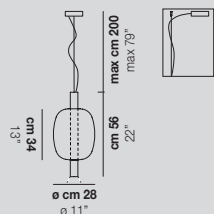
CE ENEC

USA & CANADA



9W+9W LED 21

RIFLESSO SP 2L2



9W+9W LED 21

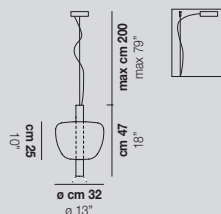
CE ENEC

USA & CANADA



9W+9W LED 21

RIFLESSO SP 2L3



9W+9W LED 21

CE ENEC

USA & CANADA



9W+9W LED 21

Finitura vetro / Glass finish




AA/TR



AM/TR

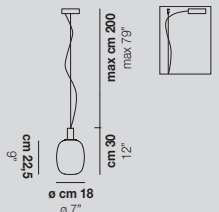


CR/TR



FU/TR

RIFLESSO SP P



1x12W LED C

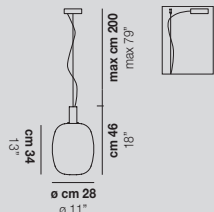
CE ENEC

USA & CANADA



1x12W LED C

RIFLESSO SP G



1x12,5W LED 10


CE ENEC

USA & CANADA




1x12,5W LED 10

Finitura struttura / Frame finish



BKS



RAV

LED Europe/International

CE ENEC

C 12W - 1500lm/1600lm - 2700K/3000K - DIM2/DIM3

10 12,5W - 1150lm - 2700K/3000K - DIM2/DIM3

21 9W+9W - 2240lm - 2700K/3000K - DIM2/DIM3

LED Usa & Canada



C 12W - 1500lm/1600lm - 2700K/3000K - DIM2/DIM3

10 12,5W - 1150lm - 2700K/3000K - DIM2/DIM3

21 9W+9W - 2240lm - 2700K/3000K - DIM2/DIM3

SP 1, SP 2L1 solo AM/TR, CR/TR / SP 1, SP 2L1 only AM/TR, CR/TR

SP 2, SP 2L2 solo CR/TR, FU/TR / SP 2, SP 2L2 only CR/TR, FU/TR

SP 3, SP 2L3 solo AA/TR, CR/TR / SP 3, SP 2L3 only AA/TR, CR/TR

SP P, SP G solo AM/TR, CR/TR, FU/TR / SP P, SP G only AM/TR, CR/TR, FU/TR

Collezione / Collection



336



376



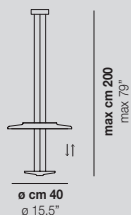








DIONE SP 1M



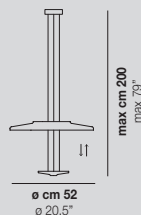
14W+12W 3500 lm **LED 23**

CE ENEC

USA & CANADA 

14W+12W 3500 lm **LED 23**

DIONE SP 1G



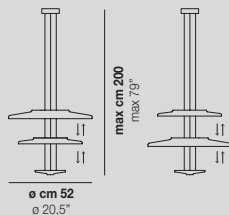
14W+12W 3500 lm **LED 23**

CE ENEC

USA & CANADA 

14W+12W 3500 lm **LED 23**

DIONE SP 2



14W+12W 3500 lm **LED 23**

CE ENEC

USA & CANADA 

14W+12W 3500 lm **LED 23**

Collezione che coniuga design moderno, modularità e raffinatezza estetica in un'unica soluzione luminosa. Due dischi in vetro bianco satinato di diverso diametro possono essere combinati insieme o utilizzati singolarmente ad un terzo elemento posto alla base, che custodisce le due sorgenti LED integrate predisposte per doppia accensione. Questi elementi, componibili in diverse configurazioni, sono uniti da cavi elettrici lungo i quali è possibile posizionare i diffusori in vetro, in coppia o singolarmente all'altezza desiderata, dando vita a forme ed equilibri sempre nuovi.

This collection combines modern design, modularity, and aesthetic sophistication in a single lighting solution. Two satin white glass discs of different diameters can be paired together or used individually with a third element positioned at the base, which houses the two Integrated LED sources with dual switching option. These elements, which can be arranged in various configurations, are connected by electrical cables along which the glass diffusers used in pairs or individually can be positioned at the desired height, creating ever-changing compositions and visual balance.




Finitura vetro / Glass finish




BC/ST

Finitura struttura / Frame finish



AVS



NNS

LED Europe/International

CE ENEC

23 14W+12W - 1500+2000 lm - 2700K/3000K - DIM2/DIM3

LED Usa & Canada



23 14W+12W - 1500+2000 lm - 2700K/3000K - DIM2/DIM3

TREAD

design Chiaramonte & Marin 2019

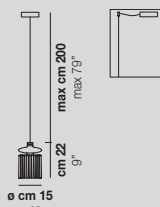




Tread SP 28



TREAD SP



1x12W LED 13

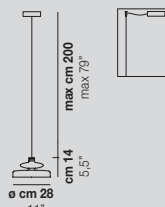
CE ENEC

USA & CANADA



1x12W LED 13

TREAD SP 28



1x12W LED 13

CE ENEC

USA & CANADA



1x12W LED 13


La "tecnicità" dell'elemento metallico unito al diffusore in vetro soffiato conferisce a Tread uno stile "industriale". Un oggetto che ricorda le apparecchiature elettriche vintage per la sua forma particolare, in cui il dissipatore alettato, unito al vetro soffiato, diviene elemento caratterizzante. Sorgente LED integrata.

The "technicity" of the metal element combined with the blown glass diffuser gives Tread an "industrial" style. An object reminiscent of vintage electrical equipment for its particular shape, in which the finned heat sink, combined with blown glass, becomes a distinctive element. Integrated LED light source.

Finitura vetro / Glass finish




CR



CR/TR




FU



FU/TR




TB



TB/TR




VA




VA/TR


Finitura struttura / Frame finish



BHS



BKS



RAS

LED Europe/International

CE ENEC

13 12W - 1500lm/1600lm - 2700K/3000K - DIM2/DIM3

LED Usa & Canada



13 12W - 1500lm/1600lm - 2700K/3000K - DIM2/DIM3

Collezione / Collection

356

392

SCINTILLA

design Giovanni Barbato 2019

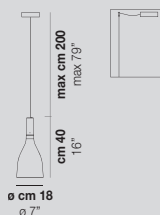




Scintilla SP G



SCINTILLA SP



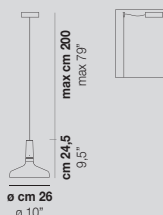
1x12W LED 11

CE ENEC

USA & CANADA cULus

1x12W LED 11

SCINTILLA SP G



1x12W LED 11

CE ENEC

USA & CANADA cULus

1x12W LED 11

Scintilla è una forma classica, senza tempo. La sorgente LED integrata accende la silhouette sinuosa, creando giochi di luce ed emozione grazie al fondo pieno del suo bicchiere in vetro. Nel suo nome è insita l'idea, la forma della luce che prende vita nelle trasparenze del cristallo. Disponibile nella tipologia sospensione con finitura vetro cristallo trasparente e finiture metalliche antracite, bronzo lucido e opaco, ottone lucido.


Scintilla is a classic, timeless shape. The integrated LED source illuminates the sinuous silhouette, creating light plays and emotion thanks to the solid base of its glass cup. The name itself embodies the idea and shape of light coming to life within the crystal's transparency. Available as a suspension, with transparent crystal glass finish and metal finishes in charcoal grey, glossy and matt bronze, glossy brass.

Finitura vetro / Glass finish




CR/TR


Finitura struttura / Frame finish




ANT



BH



BR2



OG

LED Europe/International

CE ENEC

11 12W - 1500lm/1600lm - 2700K/3000K - DIM2/DIM3

LED Usa & Canada

cULus

11 12W - 1500lm/1600lm - 2700K/3000K - DIM2/DIM3



MEDEA

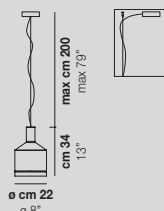
design Oriano Favaretto 2019







MEDEA SP 1



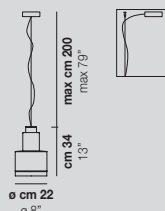
1x14W LED 04

CE ENEC

USA & CANADA cETLus

1x14W LED 04

MEDEA SP 2



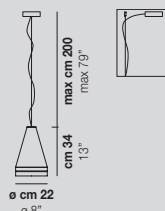
1x14W LED 04

CE ENEC

USA & CANADA cETLus

1x14W LED 04

MEDEA SP 3



1x14W LED 04

CE ENEC

USA & CANADA cETLus

1x14W LED 04

La collezione Medea esprime l'equilibrio perfetto tra forme geometriche essenziali e raffinata eleganza. La luce LED integrata illumina il piano, diffondendo una luce soffusa nell'ambiente. Proposte in gruppo o valorizzate singolarmente, queste lampade diventano vere sculture luminose, capaci di trasformare ogni spazio con carattere e stile. Le finiture del vetro disponibili per i modelli indicati sono: bianco sfumato, cristallo, fumé e verde antico trasparente, con finiture metalliche in acciaio satinato.

The Medea collection strikes a perfect balance between essential geometric shapes and refined elegance. The integrated LED light illuminates the surface, softly diffusing light throughout the environment. Offered in groups or showcased individually, these lamps become luminous sculptures that transform any setting with character and style. Available glass finishes for the indicated models include shaded white, crystal, smoky, and old green, with matt steel metal finishes.

Finitura vetro / Glass finish



BC/SF



CR/TR



FU/TR




VA/TR

SP 1 solo BC/SF, CR/TR / SP 1 only BC/SF, CR/TR

SP 2 solo BC/SF, FU/TR / SP 2 only BC/SF, FU/TR

SP 3 solo BC/SF, VA/TR / SP 3 only BC/SF, VA/TR

Finitura struttura / Frame finish



AVS

LED Europe/International

CE ENEC

04 14W - 2000lm - 2700K/3000K - DIM2/DIM3

LED Usa & Canada

cETLus

04 14W - 2000lm - 2700K/3000K - DIM2/DIM3

ARMONIA

design Francesco Lucchese 2019





Armonia SP OV1

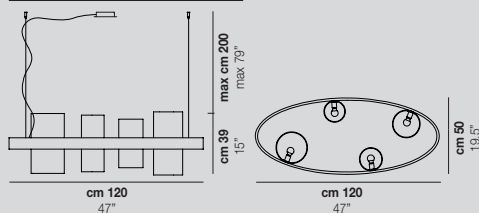








ARMONIA SP OV1



4x60W E14

CE ENEC

USA & CANADA



4x40W E12

Armonia è una collezione dai connotati contemporanei che racchiude preziosi elementi della tradizione vetraria, come le lavorazioni "balloton" e rigadin, sia dritto che ritorto. I cilindri in vetro, proposti in cinque diverse colorazioni e quattro finiture, sono disponibili nelle versioni a sospensione in due dimensioni e nella tipologia applique.

Armonia is a collection with a contemporary character that incorporates precious elements of glassmaking tradition, such as the "balloton" technique and both straight and twisted rigadin. The glass cylinders, available in five different colors and four finishes, come in two suspensions sizes and a wall type.

Finitura vetro / Glass finish

MC1		AD/RI	ambra scura, rigadin: ø 20 cm, h 37 cm dark amber, striped glass: ø 20 cm, h 37 cm
		AM/BT	ambra "balloton": ø 18 cm, h 39 cm amber "balloton": ø 18 cm, h 39 cm
		FU/RB	fumè, rombo allungato: ø 14 cm, h 35 cm smoky, elongated rhombus: ø 14 cm, h 35 cm
		TB/RV	terra bruciata, rigadin verticale: ø 15 cm, h 30 cm burned earth, striped vertical glass: ø 15 cm, h 30 cm

MC2		CR/RI	cristallo, rigadin: ø 20 cm, h 37 cm crystal, striped glass: ø 20 cm, h 37 cm
		CR/BT	ambra "balloton": ø 18 cm, h 39 cm amber "balloton": ø 18 cm, h 39 cm
		FU/RB	fumè, rombo allungato: ø 14 cm, h 35 cm smoky, elongated rhombus: ø 14 cm, h 35 cm
		TB/RV	terra bruciata, rigadin verticale: ø 15 cm, h 30 cm burned earth, striped vertical glass: ø 15 cm, h 30 cm

MC3		CR/RI	cristallo, rigadin: ø 20 cm, h 37 cm crystal, striped glass: ø 20 cm, h 37 cm
		CR/BT	cristallo "balloton": ø 18 cm, h 39 cm crystal "balloton": ø 18 cm, h 39 cm
		CR/RB	cristallo, rombo allungato: ø 14 cm, h 35 cm crystal, elongated rhombus: ø 14 cm, h 35 cm
		CR/RV	cristallo, rigadin verticale: ø 15 cm, h 30 cm crystal, striped vertical glass: ø 15 cm, h 30 cm

Finitura struttura / Frame finish

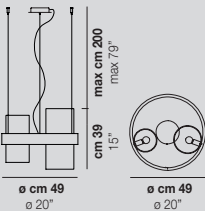
N_O	N_R



Collezione / Collection

a
328

ARMONIA SP 50



2x60W E14



USA & CANADA



2x40W E12

Finitura vetro / Glass finish




- CR cristallo rigadin verticale: ø 15 cm, h 30 cm
crystal striped vertical glass: ø 15 cm, h 30 cm
- AM ambra "balloton": ø 18 cm, h 39 cm
amber "balloton": ø 18 cm, h 39 cm

CR/AM



- CR cristallo rigadin verticale: ø 15 cm, h 30 cm
crystal striped vertical glass: ø 15 cm, h 30 cm
- CR cristallo "balloton": ø 18 cm, h 39 cm
crystal "balloton": ø 18 cm, h 39 cm

CR/CR




- FU fumè rigadin verticale: ø 15 cm, h 30 cm
smoky striped vertical glass: ø 15 cm, h 30 cm
- AM ambra "balloton": ø 18 cm, h 39 cm
amber "balloton": ø 18 cm, h 39 cm

FU/AM



- FU fumè rigadin verticale: ø 15 cm, h 30 cm
smoky striped vertical glass: ø 15 cm, h 30 cm
- CR cristallo "balloton": ø 18 cm, h 39 cm
crystal "balloton": ø 18 cm, h 39 cm

FU/CR



- TB terra bruciata rigadin verticale: ø 15 cm, h 30 cm
burned earth striped vertical glass: ø 15 cm, h 30 cm
- AM ambra "balloton": ø 18 cm, h 39 cm
amber "balloton": ø 18 cm, h 39 cm


TB/AM




- TB terra bruciata rigadin verticale: ø 15 cm, h 30 cm
burned earth striped vertical glass: ø 15 cm, h 30 cm
- CR cristallo "balloton": ø 18 cm, h 39 cm
crystal "balloton": ø 18 cm, h 39 cm

TB/CR

Finitura struttura / Frame finish



N_O



N_R



Collezione / Collection

a
328

PUPPET

design Romani Saccani Architetti Associati 2015





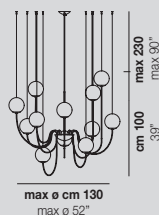


PUPPET SP 6 P



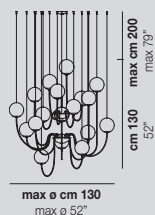
6×60W G9
CE **CB ENEC**
 USA & CANADA **UL**
 6×7,5W G9 LED

PUPPET SP 12 P



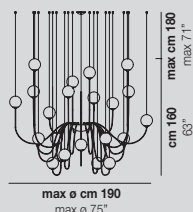
12×60W G9
CE **CB ENEC**
 USA & CANADA **UL**
 12×7,5W G9 LED

PUPPET SP 18 P



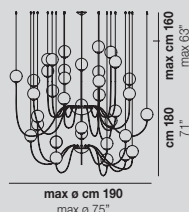
18×60W G9
CE **CB ENEC**
 USA & CANADA **UL**
 18×7,5W G9 LED

PUPPET SP 24 P



24×60W G9
CE **CB ENEC**
 USA & CANADA **UL**
 24×7,5W G9 LED

PUPPET SP 36 P




36×40W G9
CE **CB ENEC**
 USA & CANADA **UL**
 36×7,5W G9 LED

I diffusori di Puppet sono realizzati con un'antica tecnica di soffiatura del vetro all'interno di una gabbia metallica, che imprime sulla superficie una serie di raggi verticali, generando riflessi di luce unici e suggestivi. Nella versione a sospensione, può essere installata come caduta singola oppure in configurazioni multiple, con rosone lineare o tondo a più pendenti. Disponibile anche nelle tipologie da parete e tavolo.

Puppet's diffusers are crafted using an ancient glass-blowing technique inside a metal cage, which imprints a series of vertical rays on the surface, creating unique and evocative light reflections. In the suspension type, can be installed as a single element or in multiple configurations, with a linear or round canopy featuring multiple pendants. Also available in the wall and table types.

Finitura vetro / Glass finish




AM/TR




BC/SF




CR/TR




FU/TR



MC/1




MC/2




MC/3

MC/1 vetro / glass AM/TR + CR/TR + FU/TR
 MC/2 vetro / glass AM/TR + CR/TR
 MC/3 vetro / glass CR/TR + FU/TR

Finitura struttura / Frame finish



CR



NEO

CR struttura cromo, cavo grigio / chrome frame, grey cable
 NEO struttura nero opaco, cavo nero / matt black frame, black cable



Collezione / Collection



360



391



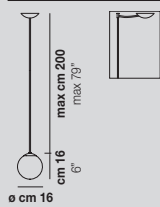






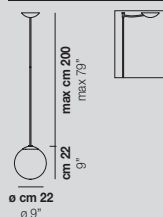


PUPPET SP P



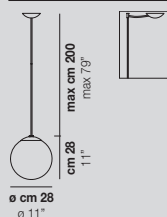
1x60W G9
CE **CB ENEC**
USA & CANADA
 1x33W G9

PUPPET SP M



1x60W G9
CE **CB ENEC**
USA & CANADA
 1x33W G9

PUPPET SP G

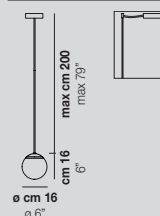


1x60W G9
CE **CB ENEC**
USA & CANADA
 1x33W G9

I diffusori di Puppet sono realizzati con un'antica tecnica di soffiatura del vetro all'interno di una gabbia metallica, che imprime sulla superficie una serie di raggi verticali, generando riflessi di luce unici e suggestivi. Nella versione a sospensione, può essere installata come caduta singola oppure in configurazioni multiple, con rosone lineare o tondo a più pendenti. Disponibile anche nelle tipologie da parete e tavolo.

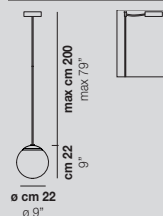
Puppet's diffusers are crafted using an ancient glass-blowing technique inside a metal cage, which imprints a series of vertical rays on the surface, creating unique and evocative light reflections. In the suspension type, can be installed as a single element or in multiple configurations, with a linear or round canopy featuring multiple pendants. Also available in the wall and table types.

PUPPET SP 16L



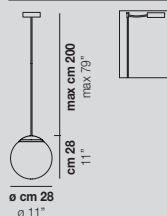
1x9W **LED B**
CE **ERC**
USA & CANADA
 1x60W G9 / **LED B**

PUPPET SP 22L




1x12W **LED C**
CE **ERC**
USA & CANADA
 1x12W **LED C**

PUPPET SP 28L




1x12W **LED C**
CE **ERC**
USA & CANADA
 1x12W **LED C**

Finitura vetro / Glass finish




AM/TR




BC/SF




CR/TR




FU/TR



MC/1

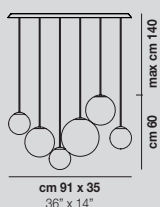


MC/2



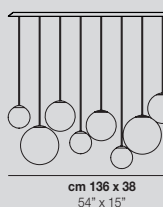
MC/3

PUPPET SP L6



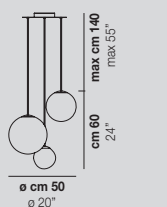
6x60W G9
CE **CB ENEC**
USA & CANADA
 6x33W G9

PUPPET SP L9




9x60W G9
CE **CB ENEC**
USA & CANADA
 9x33W G9

PUPPET SP R3




3x60W G9
CE **CB ENEC**
USA & CANADA
 3x33W G9

Finitura struttura / Frame finish

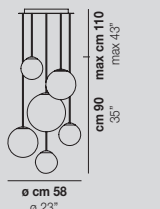


CR



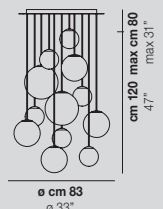
NEO

PUPPET SP R6



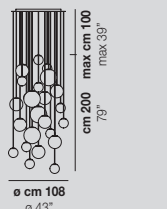
6x60W G9
CE **CB ENEC**
USA & CANADA
 6x33W G9

PUPPET SP R12



12x60W G9
CE **CB ENEC**
USA & CANADA
 12x33W G9

PUPPET SP R24



24x60W G9
CE **CB ENEC**
USA & CANADA
 24x33W G9

LED Europe/International **CE** **ERC**

B 9W - 1100/1200lm - 2700K/3000K - DIM2/DIM3

C 12W - 1500lm/1600lm - 2700K/3000K - DIM2/DIM3

LED Usa & Canada

B 9W - 1100lm or 1200lm - 2700K/3000K - DIM2/DIM3

C 12W - 1500lm or 1600lm - 2700K/3000K - DIM2/DIM3

Collezione / Collection



360



391

PUPPET RING

design Romani Saccani Architetti Associati 2019





Puppet Ring SP 15





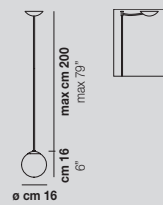




Puppet Ring SP 11

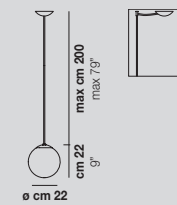


PUPPET RING SP P



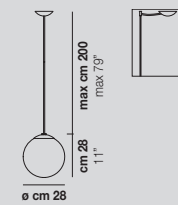
1x60W G9
CE ENEC CB ENEC
USA & CANADA
 1x33W G9

PUPPET RING SP M



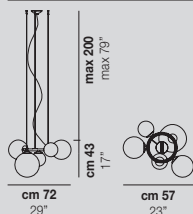
1x60W G9
CE ENEC CB ENEC
USA & CANADA
 1x33W G9

PUPPET RING SP G



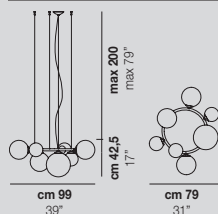
1x60W G9
CE ENEC CB ENEC
USA & CANADA
 1x33W G9

PUPPET RING SP 5



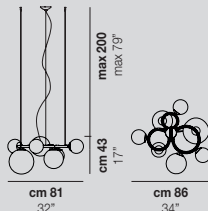
5x60W G9
CE ENEC
USA & CANADA
 5x33W G9

PUPPET RING SP 7A



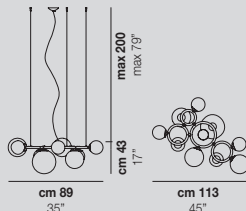
7x60W G9
CE ENEC
USA & CANADA
 7x33W G9

PUPPET RING SP 7



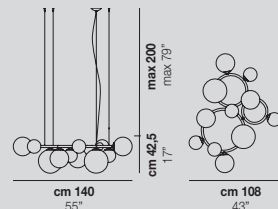
7x60W G9
CE ENEC
USA & CANADA
 7x33W G9

PUPPET RING SP 9



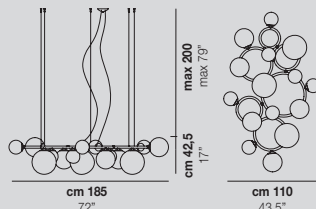
9x60W G9
CE ENEC
USA & CANADA
 9x33W G9

PUPPET RING SP 11



11x60W G9
CE ENEC
USA & CANADA
 11x33W G9

PUPPET RING SP 15




15x60W G9
CE ENEC
USA & CANADA
 15x33W G9

L'elemento distintivo di questo modello della collezione Puppet Ring sono gli anelli con diametro crescente, che possono essere accostati con sequenze differenti per costituire l'armatura su cui andare ad appoggiare le preziose sfere in vetro di tre dimensioni differenti che si fondono con la struttura grazie ad una preformatura interna al vetro soffiato. Esteticamente leggera ed elegante, Puppet Ring coniuga in modo etero vetro cristallo, fumé, ambra e bianco sfumato con finiture oro e nickel nero satinato.

The distinctive feature of this model from the Puppet Ring collection are the rings with increasing diameter. They can be combined in different sequences to form the framework on which the precious glass spheres in three different sizes are placed, blending with the structure thanks to a preformation inside the blown glass. Aesthetically light and elegant, Puppet Ring ethereally combines crystal, smoky, amber and shaded white glass with gold and black matt nickel finishes.

Finitura vetro / Glass finish




AM/TR



BC/SF




CR/TR




FU/TR

Finitura struttura / Frame finish



BKS



NNS

Collezione / Collection

a
 340

JEFF

design Pio e Tito Toso 2025





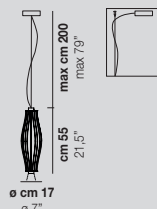


Jeff SP 3





JEFF SP 1C



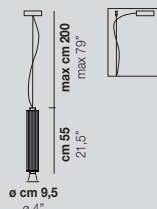
14W+9W 1500+1100 lm **LED 25**

CE ENEC

USA & CANADA

14W+9W 1500+1100 lm **LED 25**

JEFF SP 1L



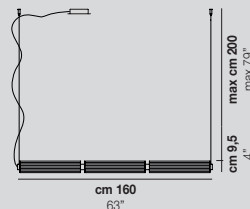
14W+9W 1500+1100 lm **LED 25**

CE ENEC

USA & CANADA

14W+9W 1500+1100 lm **LED 25**

JEFF SP 1



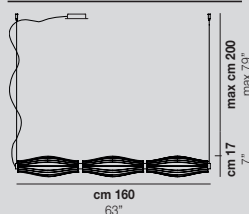
3x14,4W 4500lm **LED 22**

CE ENEC

USA & CANADA

3x14,4W 4500lm **LED 22**

JEFF SP 2



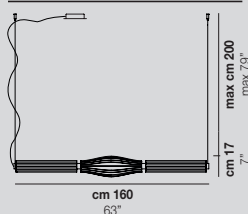
3x14,4W 4500lm **LED 22**

CE ENEC

USA & CANADA

3x14,4W 4500lm **LED 22**

JEFF SP 3



3x14,4W 4500lm **LED 22**

CE ENEC


USA & CANADA

3x14,4W 4500lm **LED 22**

Jeff è l'espressione pura del design contemporaneo: una sospensione che trasforma la luce in arte e l'arte in luce. Con Sorgente LED integrata e un corpo in puro cristallo con lavorazione rigadin, Jeff illumina con eleganza e trasforma ogni ambiente in uno spazio unico. La collezione è composta da elementi allungati e a goccia, ripetibili e combinabili per dare vita a infinite composizioni. Da accesa, rivela linee sinuose e dinamiche; da spenta, diventa una scultura di vetro che arreda con personalità e fantasia.


Jeff is the pure expression of contemporary design: a suspension lamp that turns light into art, and art into light. Featuring integrated LED sources and a body in pure crystal with rigadin glasswork, Jeff illuminates with elegance and transforms any setting into a unique space. The collection consists of elongated, drop-shaped elements that can be repeated and combined to create endless compositions. When lit, it reveals flowing, dynamic lines; when off, it becomes a glass sculpture that decorates with personality and imagination.

Finitura vetro / Glass finish




CR/RV


Finitura struttura / Frame finish




NNS



OS



RAV



LED Europe/International

CE ENEC

22 14,4W - 1500 lm - 2700K/3000K - DIM2/DIM3

25 14W+9W - 1500+1100 lm - 2700K/3000K - DIM2/DIM3

LED Usa & Canada

22 14,4W - 1500 lm - 2700K/3000K - DIM2/DIM3

25 14W+9W - 1500+1100 lm - 2700K/3000K - DIM2/DIM3

PURE

design Pio e Tito Toso 2023

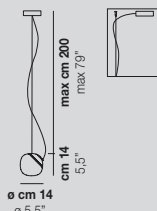
Pure SP 36







PURE SP



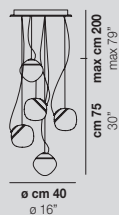
1x12W LED C

CE ENEC

USA & CANADA 

1x12W LED C

PURE SP 5



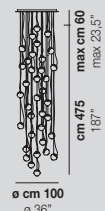
5x9W LED 24

CE ENEC

USA & CANADA 

5x12W LED 24

PURE SP 36



36x9W LED 24

CE ENEC


USA & CANADA 

36x12W LED 24

Pure è una collezione che si distingue per una forma semplice, che ricorda quella di una trottola in movimento. Un vetro spesso illuminato da una sorgente LED integrata, che viene filtrata da un fondo pieno per non risultare abbagliante. La cupola della montatura è stata studiata per rendere la lampada orientabile. La ridotta dimensione del diffusore rende la sospensione adatta per composizioni in cluster, dove i diffusori possono essere liberamente orientati per dar vita a configurazioni sempre nuove. Finiture vetro: cristallo trasparente e bianco sfumato. Montatura in finitura antracite e bronzo opaco.

Pure is a collection distinguished by its simple shape, reminiscent of a spinning top in motion. A thick glass illuminated by an integrated LED source, filtered by a solid base to prevent glare. The canopy is designed to make the lamp adjustable. The small size of the diffuser makes the suspension suitable for cluster compositions, where the diffusers can be freely oriented to create ever-changing configurations. Finishes: transparent crystal and shaded white glass. Frame in charcoal grey and matt bronze finish.

Finitura vetro / Glass finish




BC/SF




CR/TR

Finitura struttura / Frame finish



ANT



BR2

LED Europe/International

CE ENEC

C 12W - 1500lm/1600lm - 2700K/3000K - DIM2/DIM3

24 9W - 1100lm/1200lm - 2700K/3000K - DIM2/DIM3

LED Usa & Canada



C 12W - 1500lm/1600lm - 2700K/3000K - DIM2/DIM3

24 12W - 1500lm/1600lm - 2700K/3000K - DIM2/DIM3



RINA
design Vistosi 2009



Rina SP 25L / 16L



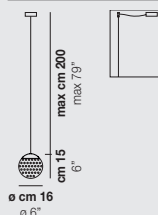
Rina SP 25L / 16L



Rina SP 42



RINA SP 16



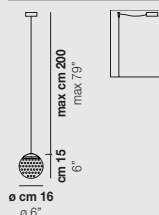
1x60W G9



USA & CANADA

1x60W G9

RINA SP 16L



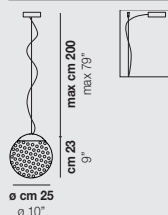
1x9W LED B



USA & CANADA

1x9W LED B

RINA SP 25



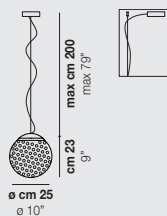
1x77W E27



USA & CANADA

1x60W E26

RINA SP 25L



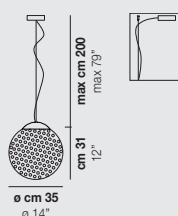
1x12W LED C



USA & CANADA

1x12W LED C

RINA SP 35



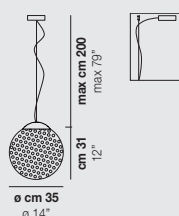
1x77W E27



USA & CANADA

1x60W E26

RINA SP 35L



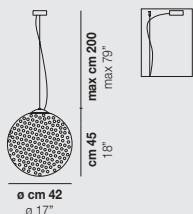
1x16W LED 26



USA & CANADA

1x16W LED 26

RINA SP 42



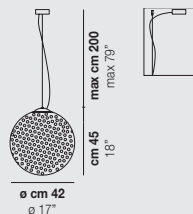
1x77W E27



USA & CANADA

1x60W E26

RINA SP 42L



1x16W LED 26



USA & CANADA

1x16W LED 26

Rina è una collezione composta da sfere di quattro diverse dimensioni realizzate con l'antica tecnica della murrina. Una texture che evoca emozioni visive negli ambienti in cui è installata. Disponibile nelle tipologie a sospensione, soffitto e faretto. Finiture vetro murrina bianco lucido. Finiture metalliche in acciaio satinato, bianco opaco, nickel nero satinato e ottone lucido. Disponibile con sorgente tradizionale o LED integrato.


Rina is a collection composed of spheres in four different sizes made using the ancient murrina technique. A texture that evokes visual emotions in the spaces where it is installed. Available in suspension, ceiling, and spotlight types. Glossy white murrina glass finish. Metal finishes include matt steel, matt white, matt black nickel, and glossy brass. Available with traditional or integrated LED light source.

Finitura vetro / Glass finish




BC/MU


Finitura struttura / Frame finish




AVS



BO



NNS



OG

LED Europe/International



B 9W - 1100lm/1200lm - 2700K/3000K - DIM2/DIM3

C 12W - 1500lm/1600lm - 2700K/3000K - DIM2/DIM3

26 16W - 2000lm - 2700K/3000K - DIM2/DIM3

LED Usa & Canada



B 9W - 1100lm or 1200lm - 2700K/3000K - DIM2/DIM3

C 12W - 1500lm/1600lm - 2700K/3000K - DIM2/DIM3

26 16W - 2000lm - 2700K/3000K - DIM2/DIM3

Collezione / Collection



GLOBOSE

design Romani Saccani Architetti Associati 2025



Globose SP 6



Globose SP 6

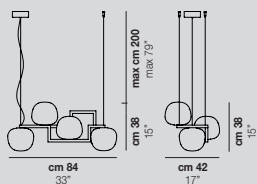






Globose SP 4

GLOBOSE SP 4



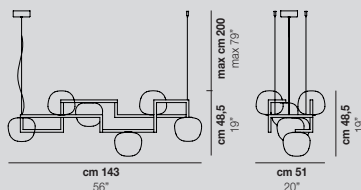
4x60W E14



USA & CANADA

4x40W E12

GLOBOSE SP 6



6x60W E14




USA & CANADA

6x40W E12

Globose è una collezione dinamica e versatile. La sospensione, disponibile in due dimensioni con quattro o sei diffusori, consente di distribuire la luce a 360°, valorizzando lo spazio. La collezione gioca sull'equilibrio tra due elementi visivamente contrastanti: la rigidità geometrica della struttura e la morbidezza delle forme dei diffusori in vetro soffiato disponibili in due finiture bianco sfumato e una nuova texture cristallo trasparente che ricorda il vetro martellato. La montatura a sezione quadrata si sviluppa in modo fluido e continuo, dando vita a linee ortogonali che si intrecciano e si richiudono su sé stesse. Disponibile anche nella versione applique.

Globose is a dynamic and versatile collection. The pendant version, available in two sizes with four or six diffusers, provides 360° light distribution, enhancing the space. The collection plays on the balance between two visually contrasting elements: the geometric rigidity of the structure and the softness of the blown glass diffusers, available in two finishes shaded white and a new transparent crystal texture inspired by hammered glass. The square-section frame develops in a fluid, continuous way, forming orthogonal lines that intersect and fold back onto themselves. Also available in a wall type.

Finitura vetro / Glass finish




BC/SF




CR/TT

Finitura struttura / Frame finish



BR2



NEO

Collezione / Collection

GROOVE

design Hangar Design Group 2023









Groove SP 4

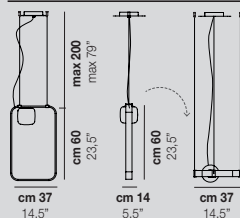




Groove SP 3B



GROOVE SP 60



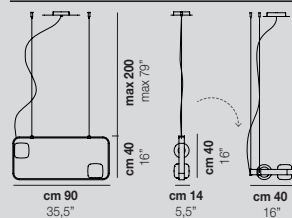
1x77W E14

CE ENEC

USA & CANADA

1x60W E12

GROOVE SP 90



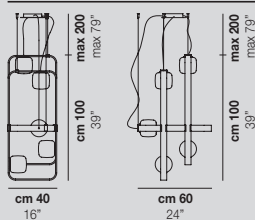
2x77W E14

CE ENEC

USA & CANADA

2x60W E12

GROOVE SP 3A*



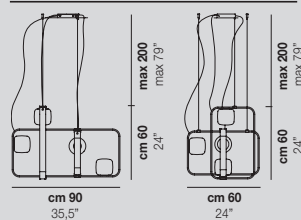
5x77W E14

CE ENEC

USA & CANADA

5x60W E12

GROOVE SP 3B*



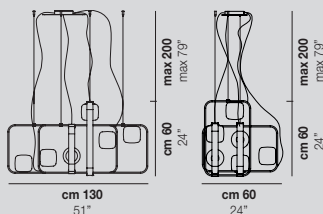
4x77W E14

CE ENEC

USA & CANADA

4x60W E12

GROOVE SP 4*



6x77W E14

CE ENEC


USA & CANADA

6x60W E12


La collezione prende ispirazione dal design rigoroso di linee e superfici del minimalismo dei primi anni '60. Forme regolari si contrappongono a elementi più morbidi attraverso il sapiente uso delle finiture metalliche e la lavorazione del vetro. La struttura è stata pensata per consentire grande flessibilità grazie al sistema di aggancio dei frame metallici, che, scorrendo, creano geometrie sempre nuove. I diffusori sono disponibili in finitura bianco sfumato o satinato, mentre la struttura in metallo è proposta in finitura antracite o bronzo opaco.

The collection is inspired by the rigorous design of lines and surfaces of early 1960s minimalism. Regular shapes are contrasted with softer elements through the skillful use of metal finishes and glass fabrication. The structure has been designed to allow great flexibility thanks to a system of fixing of the metal frames, which, by sliding, create ever new geometries. The diffusers are available in shaded white or matt finishes, while the metal frame is offered in anthracite or matt bronze finishes.

Finitura vetro / Glass finish




BC/SF




BC/ST

Finitura struttura / Frame finish



ANT



BR2



*Scopri altre configurazioni
Discover other configurations

PEGGY
design Hangar Design Group 2017





Peggy SP 9



PEGGY SP



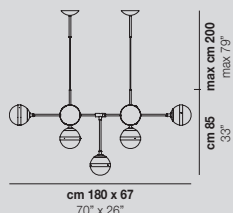
1x60W E14



USA & CANADA

1x40W E12

PEGGY SP 9



9x60W E14




USA & CANADA

9x40W E12

Peggy nasce dall'incontro di opposte polarità cromatiche e materiche. Un progetto illuminotecnico che unisce la leggerezza del vetro soffiato bianco lucido, lavorato interamente a mano, alla forza espressiva del metallo: nero lucido o ottone anticato. Un connubio di grande impatto visivo, capace di esprimere al contempo razionalità ed eleganza. Disponibile come sospensione, in versione singola o a nove luci, oltre che nelle tipologie parete e terra.


Peggy is born from the meeting of opposing chromatic and material polarities.. A lighting design project that combines the lightness of glossy white blown glass, entirely handmade, with the expressive strength of metal: glossy black or antique brass. A combination with great visual impact, capable of expressing both rationality and elegance. Available as a suspension, in single or nine-light versions, as well as in wall and floor types.

Finitura vetro / Glass finish




BC/LU

Finitura struttura / Frame finish



NEL



OT



Collezione / Collection

352

409

NOVECENTO

design Romani Sacconi Architetti Associati 2013

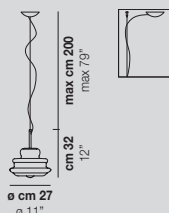


Novecento SP G





NOVECENTO SP P



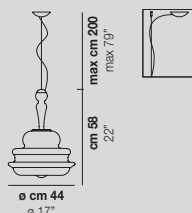
1x60W E14

CE ENEC

USA & CANADA 

1x40W E12

NOVECENTO SP M



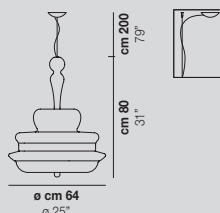
1x77W E27

CE ENEC

USA & CANADA 

1x60W E26

NOVECENTO SP G



5x60W E14

CE ENEC 

USA & CANADA 


5x40W E12

Novecento nasce dal desiderio di rileggere in chiave contemporanea il tradizionale lampadario muranese. Le sue forme, eleganti e fluide, richiamano la classicità del candelieri veneziano, reinterpretata attraverso un segno essenziale e attuale. Protagonista assoluto è il vetro, disponibile nelle finiture cristallo trasparente o bianco rigadin: le sottili rigature radiali che ne attraversano la superficie evocano il movimento armonico dei bracci dei lampadari storici, regalando alla luce un effetto vibrante e prezioso. La sospensione è proposta in tre dimensioni, pensate per adattarsi con eleganza a spazi di diversa scala e carattere. Le altre tipologie: soffitto, tavolo e terra riprendono la silhouette iconica della sospensione, reinterpretandola con proporzioni e dettagli calibrati.

Novecento was born from the desire to reinterpret the traditional Murano chandelier in a contemporary key. Its elegant, fluid shapes recall the classic Venetian candelabra, renewed through a clean and modern design. The true protagonist is the glass, available in clear crystal or white rigadin finishes. The fine radial grooves across its surface evoke the graceful movement of historical chandelier arms, giving the light a vibrant and precious effect. The suspension is offered in three sizes, designed to suit spaces of different scales and characters with elegance. The other types: ceiling, table, and floor retain the iconic silhouette of the suspension, reinterpreted with refined proportions and details.



Finitura vetro / Glass finish



BC/RI



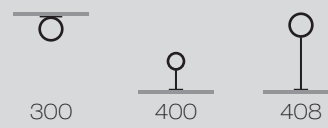
CR/RI

Finitura struttura / Frame finish



CR

Collezione / Collection



RIKETTA

design Oriano Favaretto 2023

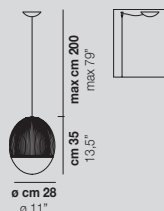




Riketta SP P / G



RIKETTA SP P



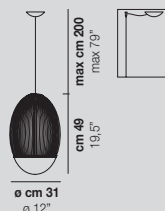
1x19W LED G

CE ENEC

USA & CANADA 

1x19W LED G

RIKETTA SP G



1x19W LED G

CE ENEC

USA & CANADA 

1x12W LED G

Riketta si distingue per il design moderno ed essenziale. La sorgente luminosa LED integrata è contenuta nel diffusore di vetro bianco sfumato, posizionato nella parte inferiore della gabbia metallica. La sospensione è disponibile in due dimensioni. Finitura struttura bianco opaco.


Riketta stands out for its modern, minimalist design. The integrated LED light source is housed within the shaded white glass diffuser, positioned at the bottom of the metal frame. The suspension lamp is available in two sizes. Matt white metal finish.

Finitura vetro / Glass finish



BC/SF

Finitura struttura / Frame finish



BO

LED Europe/International

CE ENEC

G 19W - 2850lm - 2700K/3000K - DIM2/DIM3

LED Usa & Canada



G 19W - 2850lm - 2700K/3000K - DIM2/DIM3



ANISETTE

design Francesco Lucchese 2023

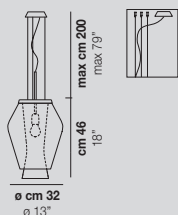
ADI
COMPASSO D'ORO
INTERNATIONAL
AWARD







ANISETTE SP

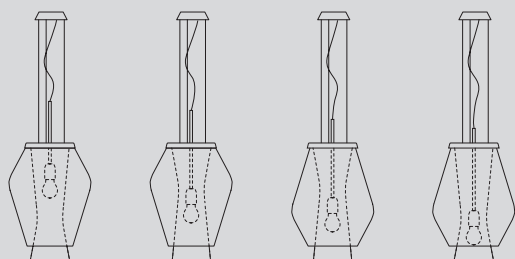


1x77W E14

CE ENEC

USA & CANADA .CULUS

1x60W E12



Diffusori posizionabili in quattro diverse configurazioni, sorgente luminosa regolabile in altezza.


Glass diffusers can be arranged in four different positions, lighting source can be adjusted.



Anisette è una collezione dalle geometrie moderne, che richiama la forma di una lanterna. Grazie a un particolare sistema di aggancio, che nasconde completamente la montatura e consente il fissaggio dei vetri senza forature, i due diffusori in cristallo bianco sfumato possono essere composti in quattro configurazioni diverse, giocando con la sorgente luminosa interna e con le trasparenze del vetro. Una lampada scultorea che, da accesa, crea atmosfere coinvolgenti grazie alla sfumatura del vetro, e da spenta si trasforma in un oggetto di design che arreda con carattere. Finitura struttura bianco opaco. Disponibile nelle tipologie sospensione e tavolo.


Anisette is a collection defined by modern geometries, reminiscent of a lantern's shape. Thanks to a special fastening system that fully conceals the mounting structure and allows the glass elements to be fixed without drilling, the two shaded white crystal diffusers can be arranged in four different configurations, playing with the inner light source and the transparency of the glass. A sculptural lamp that, when lit, creates an immersive atmosphere through the delicate shading of the glass and when off, becomes a striking design piece. Matt white metal finish. Available in suspension and table types.

Finitura vetro / Glass finish



BC/SF

Finitura struttura / Frame finish



BO

Collezione / Collection



386

PLOT FRAME

design Chiaramonte & Marin 2020

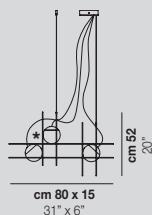




Plot Frame SP 4



PLOT FRAME SP 3



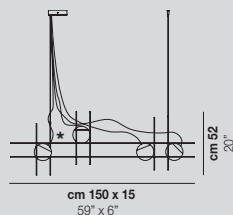
3x8,5W 3750 lm **LED 17**

CE ENEC

USA & CANADA 

3x8,5W 3750 lm **LED 17**

PLOT FRAME SP 4



4x8,5W 5000 lm **LED 17**

CE ENEC

USA & CANADA 


4x8,5W 5000 lm **LED 17**

* Diffusore in vetro bianco orientabile.
Adjustable white glass diffuser.

Plot Frame è una collezione caratterizzata da una struttura in metallo nero opaco, disegnata come una trama all'interno della quale sembrano muoversi liberamente sfere in vetro bianco lucido. È disponibile nelle tipologie a sospensione in due varianti, a parete, installabile sia in verticale che in orizzontale, e terra. Sorgente LED integrata.


Plot Frame is a collection featuring a matte black metal structure, designed as a mesh within which glossy white glass spheres appear to move freely. It is available in suspension versions in two variants, as a wall fixture, that can be installed both vertically and horizontally, and as a floor lamp. Integrated LED light source.

Finitura vetro / Glass finish



BC/LU

Finitura struttura / Frame finish



NEO

LED Europe/International **CE ENEC**

17 8,5W - 1250 lm - 2700K/3000K - DIM2/DIM3

LED Usa & Canada 

17 8,5W - 1250 lm - 2700K/3000K - DIM2/DIM3



Collezione / Collection


354


413

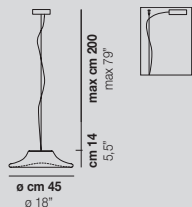
INCANTO

design Pio & Tito Toso 2019



Incanto SP 2

INCANTO SP 2



1x12W LED 03

CE ENEC

USA & CANADA cULus


1x12W LED 03



Incanto, nella sua nuova versione, è stata completamente riprogettata. Il diametro ridotto di alcuni centimetri consente una migliore integrazione della montatura, diminuendo la distanza dal soffitto e ottimizzando la dissipazione della sorgente LED integrata. Il risultato estetico è più armonioso e valorizza il vetro bianco sfumato del diffusore, vero protagonista della collezione. Le tonalità neutre e le linee semplici ed eleganti la rendono adatta ad ambienti dallo stile eterogeneo. Disponibile nelle tipologie sospensione e plafoniera.


Incanto has been completely redesigned in its new version. The diameter has been slightly reduced to improve the integration of the frame, minimizing the distance from the ceiling and enhancing the dissipation of the integrated LED source. The final result is more visually balanced, highlighting the beauty of the shaded white glass diffuser. Its neutral tones and clean, elegant lines make it suitable for a wide range of interior styles. Available in suspension and ceiling types.

Finitura vetro / Glass finish



BC/SF

Finitura struttura / Frame finish



BO

LED Europe/International

CE ENEC

03 12W - 1500lm/1600lm - 2700K/3000K - DIM2/DIM3

LED Usa & Canada

cULus

03 12W - 1500lm/1600lm - 2700K/3000K - DIM2/DIM3

Collezione / Collection



268

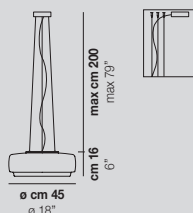
BOT

design Gregorio Spini 2011



Bot SP 45

BOT SP 45



2x77W E27 / LED G



USA & CANADA .CULUS

2x60W E26 / LED G

Collezione dal design moderno, caratterizzata da una forma essenziale capace di adattarsi con naturalezza a contesti dallo stile diverso. Il diffusore si distingue per il vetro bianco lucido con profilo in cristallo trasparente, che ne esalta le geometrie e dona luminosità. Disponibile con sorgente tradizionale o LED integrato, nelle tipologie sospensione e plafoniera.


A modern collection defined by its essential shape, naturally suited to a variety of interior styles. The diffuser features glossy white glass with a clear crystal edge that enhances its geometry and adds brightness. Available with traditional or integrated LED sources, in suspension and ceiling types.

Finitura vetro / Glass finish



BC/OR

Finitura struttura / Frame finish



BO

LED Europe/International



G 19W - 2850lm - 2700K/3000K - DIM2/DIM3

LED Usa & Canada



G 19W - 2850lm - 2700K/3000K - DIM2/DIM3

Collezione / Collection



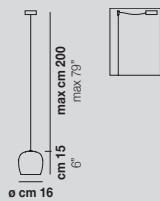
272

IMplode

design Gregorio Spini 2011

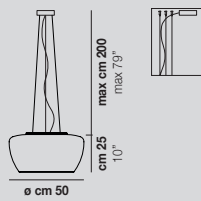


IMPLODE SP 16



1x60W G9 / **LED B**
CE **CB ENEC**
USA & CANADA
 1x60W G9 / **LED B**

IMPLODE SP 50



3x77W E27 / **LED O**
CE **CB ENEC**
USA & CANADA
 3x60W E26 / **LED O**

Collezione iconica dai volumi morbidi, caratterizzata da due diffusori in finitura bianca lucida, di forme e dimensioni differenti. La raffinata lavorazione del vetro incamiciato, che sovrappone strati di cristallo bianco e trasparente, conferisce un'eleganza senza tempo, adatta ai più diversi stili d'arredo. Disponibile con sorgente tradizionale o LED integrato nelle versioni a sospensione e plafoniera.


An iconic collection with soft volumes, featuring two glossy white glass diffusers in different shapes and sizes. The refined cased glass technique, which layers white and transparent crystal, gives it timeless elegance, suitable for a wide range of interior styles. Available with traditional light sources or integrated LED in both suspension and ceiling types.

Finitura vetro / Glass finish



BC/CR

Finitura struttura / Frame finish



BO

LED Europe/International **CE ENEC**

B 9W - 1100lm/1200lm - 2700K/3000K - DIM2/DIM3

O 26W - 3700lm - 2700K/3000K - DIM2/DIM3

LED Usa & Canada



B 9W - 1100lm/1200lm - 2700K/3000K - DIM2/DIM3

O 26W - 3700lm - 2700K/3000K - DIM2/DIM3



SP 16

Collezione / Collection



274

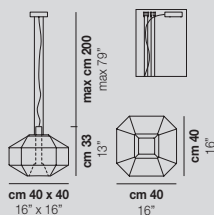
STONE

design Hangar Design Group 2017



Stone SP

STONE SP



1x2W+1x8W LED 12




USA & CANADA

1x2W+1x8W LED 12

Stone è caratterizzata da volumi quasi scolpiti, dove la leggerezza del vetro soffiato si oppone alla solidità di geometrie lineari. In questo contrappunto, tra l'utilizzo di un materiale che naturalmente tende alla forma tonda e un design rigoroso che impone spigoli e linee ortogonali, si esprime l'equilibrio di una composizione luminosa di carattere, inedita. Il diffusore è in cristallo trasparente, mentre le finiture metalliche sono in nickel nero. Sorgente LED integrata.


Stone is defined by almost sculpted volumes, where the lightness of blown glass contrasts with the solidity of linear geometries. In this counterpoint, between the use of a material that naturally tends toward rounded forms and a rigorous design imposing sharp edges and orthogonal lines, the balance of a luminous composition with strong character and originality is expressed. The diffuser features a transparent crystal finish the metal finishes are in black nickel. Integrated LED source.

Finitura vetro / Glass finish



CR/BC

Finitura struttura / Frame finish



NN



LED Europe/International



12 2W+8W - 1000lm/1200lm - 2700K/3000K - DIM2/DIM3

LED Usa & Canada

12 2W+8W - 1000lm/1200lm - 2700K/3000K - DIM2/DIM3

STARDUST

design Francesco Lucchese 2015



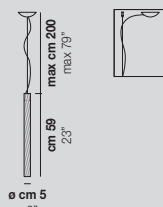
Stardust SP DOP



Stardust SP R



STARDUST SP



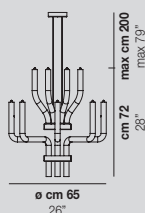
1x48W G9



USA & CANADA

1x48W G9

STARDUST SP DOP



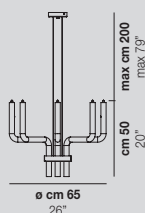
16x48W G9



USA & CANADA

16x25W G9

STARDUST SP Q



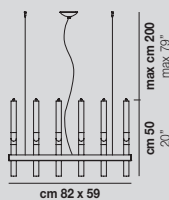
8x48W G9



USA & CANADA

8x48W G9

STARDUST SP R



12x48W G9



USA & CANADA

12x25W G9



Stardust è una collezione di lampade in cui l'eleganza del vetro soffiato e lavorato a mano si unisce a un design raffinato e funzionale. I bracci in vetro, delicati e leggeri, sembrano fluttuare sospesi, mentre le strutture metalliche celano con maestria un sistema originale di fissaggio e cablaggio, garantendo pulizia e armonia formale. Disponibile nelle versioni sospensione e applique, Stardust si distingue per il vetro cristallo trasparente con raffinata lavorazione rigadin e per la finitura in nickel nero della montatura, che aggiunge un tocco di modernità e carattere.


Stardust is a collection where the elegance of hand-blown glass arms meets refined and functional design. The delicate, airy glass arms seem to float suspended, while the metal structures skillfully conceal an original fixing and wiring system, ensuring a clean and harmonious form. Available as suspension and wall sconce, Stardust stands out for its transparent crystal glass with delicate rigadin texture and black nickel frame finish, adding a modern touch and character.

Finitura vetro / Glass finish



CR/RI

Finitura struttura / Frame finish



NN

Collezione / Collection

d
366

ECOS

design Renato Toso, Noti Massari & Associati 2007



Ecos SP 90

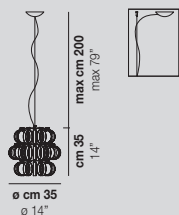








ECOS SP 35



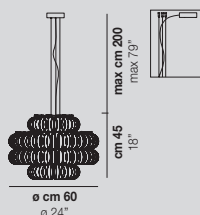
1x77W E27



USA & CANADA

1x60W E26

ECOS SP 60C



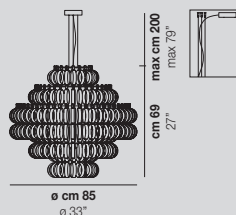
4x77W E27



USA & CANADA

4x60W E26

ECOS SP 90



5x77W E27



USA & CANADA

5x60W E26


Un anello, infinite combinazioni. La matrice da cui nasce l'idea della collezione Ecos è una sola: l'anello di vetro. Questo elemento distintivo rende la collezione estremamente personalizzabile in termini di forme e dimensioni, per un'illuminazione originale e scenografica. Disponibile in vetro bianco o cristallo, entrambi con lavorazione rigadin. Parti metalliche nelle finiture bronzo satinato o cromo lucido. Proposta nelle versioni a sospensione, soffitto, parete e terra.

One ring, endless combinations. The concept behind the Ecos collection is based on a single element: the glass ring. This distinctive shape makes the collection highly customizable in both form and size, offering truly original lighting solutions. Available in white or clear crystal glass, both with rigadin texture. Metal parts come in satin bronze or polished chrome finishes. Offered in suspension, ceiling, wall, and floor versions.

Finitura vetro / Glass finish




BC/RI



CR/RI

Finitura struttura / Frame finish



BS



CR



Collezione / Collection



308



368



412

DIADEMA

design Romani Sacconi Architetti Associati 2005



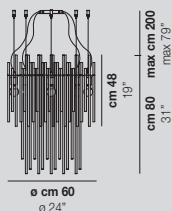








DIADEMA SP 60 B



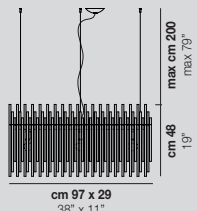
8x77W E27

CE CB ENEC

USA & CANADA

8x60W E26

DIADEMA SP K3



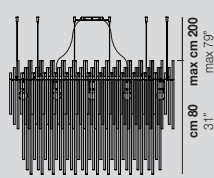
3x77W E27

CE CB ENEC

USA & CANADA

3x60W E26

DIADEMA SP O2



10x77W E27

CE CB ENEC

USA & CANADA

10x60W E26

Luce in movimento. È la sensazione che pervade l'ambiente quando si accende una Diadema. Ogni composizione nasce da un singolo elemento: una canna in vetro di cristallo trasparente. Attraverso un sistema modulare che combina canne di diverse lunghezze, la luce si riflette e si propaga con dinamismo. Disponibile nelle tipologie sospensione e parete. Finiture metalliche: bronzo satinato o cromo lucido.


Light in motion. This is the sensation that fills the space when a Diadema is switched on. Each composition originates from a single element: a transparent crystal glass rod. Through a modular system that combines rods of different lengths, light reflects and spreads dynamically. Available in suspension and wall types. Metal finishes: matt bronze or glossy chrome.

Finitura vetro / Glass finish



CR

Finitura struttura / Frame finish

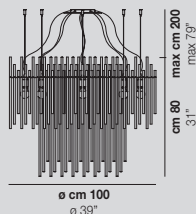


BS



CR

DIADEMA SP C_2



8x77W E27

CE CB ENEC

USA & CANADA

8x60W E26



Collezione / Collection

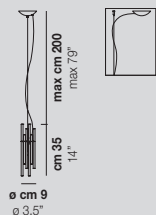
a

361



Diadema SP K3

DIADEMA SP A P



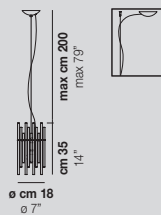
1x60W G9 / **LED C**



USA & CANADA

1x60W G9 / **LED C**

DIADEMA SP A M



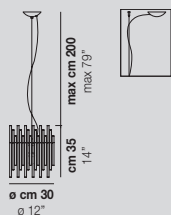
1x77W E27 / **LED C**



USA & CANADA

1x60W E26 / **LED C**

DIADEMA SP A G



1x77W E27 / **LED C**



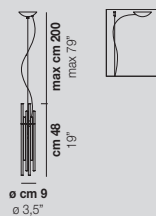
USA & CANADA

1x60W E26 / **LED C**

Luce in movimento. È la sensazione che pervade l'ambiente quando si accende una Diadema. Ogni composizione nasce da un singolo elemento: una canna in vetro di cristallo trasparente. Attraverso un sistema modulare che combina canne di diverse lunghezze, la luce si riflette e si propaga con dinamismo. Disponibile nelle tipologie sospensione e parete. Finiture metalliche: bronzo satinato o cromo lucido.

Light in motion. This is the sensation that fills the space when a Diadema is switched on. Each composition originates from a single element: a transparent crystal glass rod. Through a modular system that combines rods of different lengths, light reflects and spreads dynamically. Available in suspension and wall types. Metal finishes: matt bronze or glossy chrome.

DIADEMA SP B P



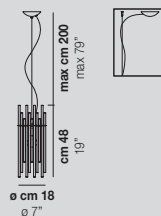
1x60W G9 / **LED C**



USA & CANADA

1x60W G9 / **LED C**

DIADEMA SP B M



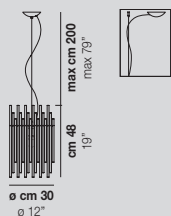
1x77W E27 / **LED C**



USA & CANADA

1x60W E26 / **LED C**

DIADEMA SP B G



1x77W E27 / **LED C**



USA & CANADA


1x60W E26 / **LED C**

Finitura vetro / Glass finish



CR

Finitura struttura / Frame finish

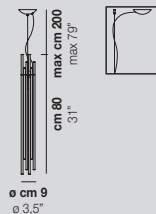


BS



CR

DIADEMA SP C P



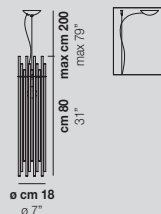
1x60W G9 / **LED C**



USA & CANADA

1x60W G9 / **LED C**

DIADEMA SP C M



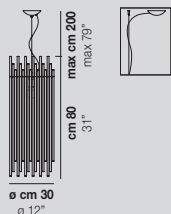
1x77W E27 / **LED C**



USA & CANADA

1x60W E27 / **LED C**

DIADEMA SP C G



1x77W E27 / **LED C**



USA & CANADA

1x60W E27 / **LED C**

LED Europe/International

C 12W - 1500 lm/1600 lm - 2700K/3000K - DIM2/DIM3

LED Usa & Canada

C 12W - 1500 lm/1600 lm - 2700K/3000K - DIM2/DIM3

Collezione / Collection



361

GIOGALI

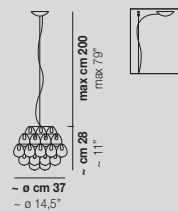
design Angelo Mangiarotti 1967







GIOGALI SP 35



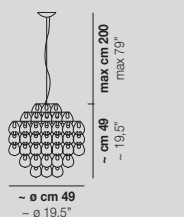
1x77W E27



USA & CANADA

1x60W E26

GIOGALI SP 50



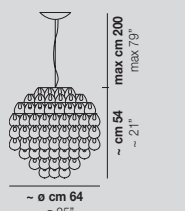
3x77W E27



USA & CANADA

3x60W E26

GIOGALI SP 65



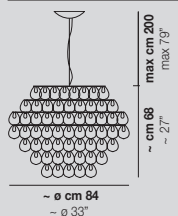
4x77W E27



USA & CANADA

4x60W E26

GIOGALI SP 85



5x77W E27



USA & CANADA

5x60W E26



Giogali è una collezione iconica che unisce arte vetraria e design modulare. I ganci in vetro si intrecciano tra loro formando trame di cristallo che creano giochi di luce unici. Disponibile in diverse tipologie e in 10 finiture vetro, si adatta a qualsiasi stile, offrendo la massima libertà compositiva per soluzioni su misura.

Giogali is an iconic collection that blends glassmaking artistry with modular design. Glass hooks interlace to create crystal textures that generate unique light effects. Available in various types and 10 glass finishes, it suits any style and offers maximum compositional freedom for bespoke solutions.


Finitura vetro / Glass finish



BC



CR/AG



CR/AM




CR/BR




CR/FU



CR/NN



CR/OR



CR/RA




CR/TR



NE

Finitura struttura / Frame finish



BR



CR

Collezione / Collection



310



370



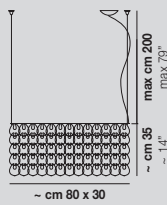
414







GIOGALI SP RE2



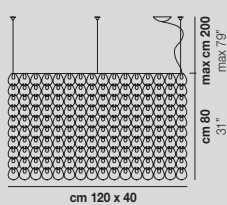
3x77W E27



USA & CANADA .cULus

3x60W E26

GIOGALI SP RE1



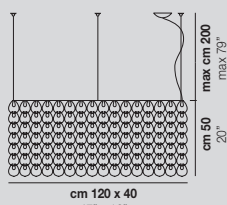
10x77W E27



USA & CANADA .cULus

10x60W E26

GIOGALI SP R1B



10x77W E27



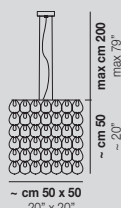
USA & CANADA .cULus

10x60W E26

Giogali è una collezione iconica che unisce arte vetraria e design modulare. I ganci in vetro si intrecciano tra loro formando trame di cristallo che creano giochi di luce unici. Disponibile in diverse tipologie e in 10 finiture vetro, si adatta a qualsiasi stile, offrendo la massima libertà compositiva per soluzioni su misura.

Giogali is an iconic collection that blends glassmaking artistry with modular design. Glass hooks interlace to create crystal textures that generate unique light effects. Available in various types and 10 glass finishes, it suits any style and offers maximum compositional freedom for bespoke solutions.

GIOGALI SP CUB



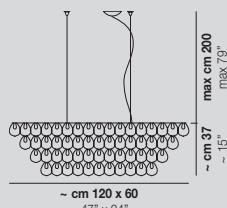
3x77W E27



USA & CANADA .cULus

3x60W E26

GIOGALI SP OV1



4x77W E27



USA & CANADA .cULus

4x60W E26


Finitura vetro / Glass finish



BC



CR/AG



CR/AM




CR/BR




CR/FU



CR/NN



CR/OR



CR/RA




CR/TR



NE

Finitura struttura / Frame finish



BR



CR

Collezione / Collection



310



370



414

MINIGIOGALI

design Angelo Mangiarotti 1967



Minigiogali SP 85



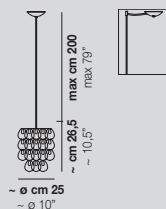




Minigiogali SP 50



MINIGIOGALI SP 25



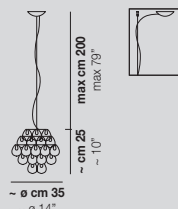
1x60W G9



USA & CANADA

1x60W G9

MINIGIOGALI SP 35



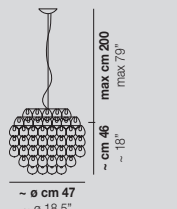
1x77W E27



USA & CANADA

1x60W E26

MINIGIOGALI SP 50



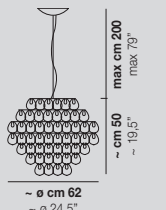
3x77W E27



USA & CANADA

3x60W E26

MINIGIOGALI SP 65



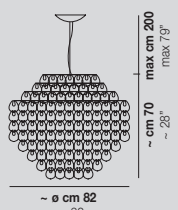
4x77W E27



USA & CANADA

4x60W E26

MINIGIOGALI SP 85



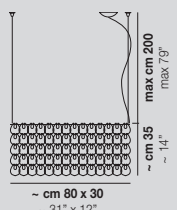
5x77W E27



USA & CANADA

5x60W E26

MINIGIOGALI SP RE2



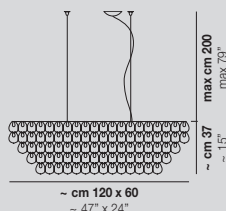
3x77W E27



USA & CANADA

3x60W E26

MINIGIOGALI SP OV1



4x77W E27



USA & CANADA

4x60W E26

Minigiogali si ispira al gancio in cristallo della collezione Giogali, ma in una versione dalle dimensioni più contenute. Questa variante più essenziale conserva l'eleganza modulare tipica della collezione, offrendo la massima libertà compositiva per soluzioni su misura. Disponibile in diverse tipologie e dieci finiture vetro, Minigiogali rappresenta la scelta ideale per ambienti che richiedono un tocco di leggerezza ed eleganza.

Minigiogali draws inspiration from the crystal hook of the Giogali collection, reinterpreted in a smaller scale. This more essential version retains the modular elegance of the original, offering maximum freedom for custom compositions. Available in various configurations and ten glass finishes, Minigiogali is the perfect choice for spaces that call for a touch of lightness and elegance.


Finitura vetro / Glass finish



BC



CR/AG



CR/AM




CR/BR




CR/FU



CR/NN



CR/OR



CR/RA




CR/TR



NE

Finitura struttura / Frame finish



BR



CR

Collezione / Collection



316



371



390



415

OTO

design Pio e Tito Toso 2015



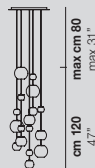








OTO SP R55



ø cm 55
ø 22"

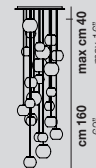
9×60W G9

CE  CB ENEC

USA & CANADA 

9×33W G9

OTO SP R60



ø cm 60
ø 24"

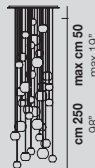
10×60W G9

CE  CB ENEC

USA & CANADA 


10×33W G9

OTO SP RC



ø cm 82
ø 32"

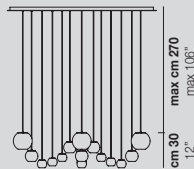
12×60W G9

CE  CB ENEC

USA & CANADA 

12×33W G9

OTO SP CHA



ø cm 140
ø 55"

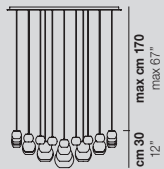
9×60W G9

CE  CB ENEC

USA & CANADA 

9×33W G9

OTO SP SUR



cm 108 x 108
42" x 42"

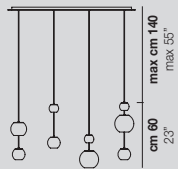
17×60W G9

CE  CB ENEC

USA & CANADA 

17×33W G9

OTO SP LIN



cm 120 x 18
ø 47" x 7"

4×60W G9

CE  CB ENEC

USA & CANADA 

4×33W G9

Singoli pendenti caratterizzati da elementi sferici in vetro soffiato, disponibili in tre misure e quattro colori, con lavorazione rigadin. Ogni caduta presenta un solo elemento elettrificato che riflette la luce sugli altri, puramente decorativi, creando giochi di movimento sempre diversi. Sono disponibili varianti con rosone lineare o tondo. Il particolare design consente la massima libertà compositiva per soluzioni su misura.

Single pendants featuring spherical blown glass elements, available in three sizes and four glass colours with rigadin finish. Each drop features a single electrified element that reflects light onto the others, which are purely decorative, creating ever-changing plays of movement. Versions with linear or round canopies are available. The distinctive design allows maximum creative freedom for bespoke compositions.

Finitura vetro / Glass finish



AM/RI



BC/RI



CR/RI




FU/RI


Finitura struttura / Frame finish



AS



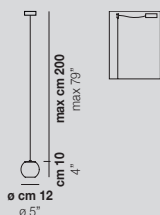
BO



NI

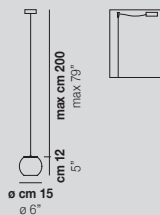


OTO SP 12



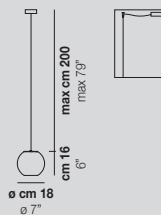
1×60W G9
CE **CB ENEC**
USA & CANADA
 1×33W G9

OTO SP 15



1×60W G9
CE **CB ENEC**
USA & CANADA
 1×33W G9

OTO SP 18

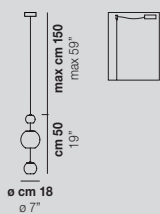


1×60W G9
CE **CB ENEC**
USA & CANADA
 1×33W G9

Singoli pendenti caratterizzati da elementi sferici in vetro soffiato, disponibili in tre misure e quattro colori, con lavorazione rigadin. Ogni caduta presenta un solo elemento elettrificato che riflette la luce sugli altri, puramente decorativi, creando giochi di movimento sempre diversi. Sono disponibili varianti con rosone lineare o tondo. Il particolare design consente la massima libertà compositiva per soluzioni su misura.

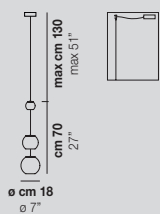
Single pendants featuring spherical blown glass elements, available in three sizes and four glass colours with rigadin finish. Each drop features a single electrified element that reflects light onto the others, which are purely decorative, creating ever-changing plays of movement. Versions with linear or round canopies are available. The distinctive design allows maximum creative freedom for bespoke compositions.

OTO SP PEA



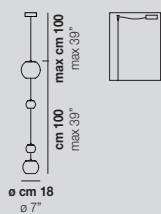
1×60W G9
CE **CB ENEC**
USA & CANADA
 1×33W G9

OTO SP PEB



1×60W G9
CE **CB ENEC**
USA & CANADA
 1×33W G9

OTO SP PEC



1×60W G9
CE **CB ENEC**
USA & CANADA
 1×33W G9

Finitura vetro / Glass finish



AM/RI



BC/RI

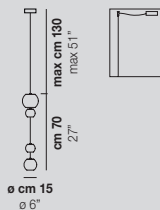


CR/RI



FU/RI

OTO SP PED




1×60W G9
CE **CB ENEC**
USA & CANADA
 1×33W G9


Finitura struttura / Frame finish



AS



BO



NI

DAMASCO

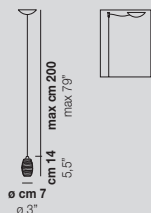
design Paolo Crepax 2003







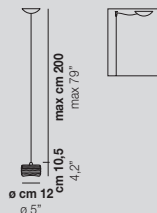
DAMASCO SP P



1×60W G9 / **LED A**
CE **CB** **ERC** **PS**

USA & CANADA **UL**
 1×60W G9 / **LED A**

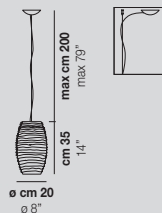
DAMASCO SP C



1×60W G9 / **LED B**
CE **CB** **ERC** **PS**

USA & CANADA **UL**
 1×60W G9 / **LED B**

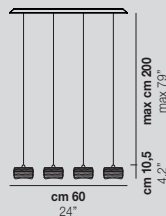
DAMASCO SP G



1×77W E27 / **LED C**
CE **CB** **ERC** **PS**

USA & CANADA **UL**
 1×60W E26 / **LED C**

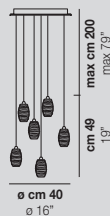
DAMASCO SP 4C



4×60W G9
CE **ERC**

USA & CANADA
 4×60W G9

DAMASCO SP R6 P



6×60W G9
CE **ERC**

USA & CANADA
 6×60W G9

Damasco è una collezione realizzata con la tecnica a bozzolo, in cui l'originale decoro diventa materia: fili di vetro trasparente fuso si sovrappongono per creare una texture in rilievo. È possibile scegliere tra tre forme diverse di diffusore, installabili come pendenti singoli o in configurazioni multiple con rosone. Disponibile con sorgente tradizionale o LED integrata. Proposta nelle tipologie sospensione, soffitto, parete e tavolo.


Damasco is a collection crafted using the cocoon technique, where decorative glass threads fuse and layer to form a raised texture that becomes tangible material. You can choose between three diffuser shapes, installable as single pendants or in multi-light configurations with a canopy. Available in traditional or integrated LED versions. Offered in suspension, ceiling, and wall versions.

Finitura vetro / Glass finish



CR/CR

Finitura struttura / Frame finish



NI

LED Europe/International

CE **ERC**

A 9W - 1100lm/1200lm - 2700K/3000K - DIM2/DIM3

B 9W - 1100lm/1200lm - 2700K/3000K - DIM2/DIM3

C 12W - 1500lm/1600lm - 2700K/3000K - DIM2/DIM3

LED Usa & Canada

UL

A 9W - 1100lm/1200lm - 2700K/3000K - DIM2/DIM3

B 9W - 1100lm/1200lm - 2700K/3000K - DIM2/DIM3

C 12W - 1500lm/1600lm - 2700K/3000K - DIM2/DIM3

Collezione / Collection



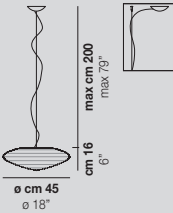
SPIRIT

design Marco Acerbis 2013



Spirit SP 45

SPIRIT SP 45



2x77W E27



USA & CANADA

2x60W E26

La silhouette di Spirit ricorda quella di un diamante soffiato nel vetro. La texture che caratterizza il diffusore nasce da una particolare tecnica di soffiatura all'interno di una gabbia. Questa lavorazione permette di catturare la luce e rifletterla, creando giochi di luce unici. Disponibile nelle tipologie sospensione, soffitto e parete. Finitura vetro cristallo trasparente; finitura montatura nickel satinato.

The silhouette of the Spirit resembles that of a diamond blown in glass. The texture characterizing the diffuser is created using a special blowing technique inside a cage. This process allows the light to be captured and reflected, creating unique light effects. Available in suspension, ceiling, and wall types. Glass finish in transparent crystal; frame finish in satin nickel.

Finitura vetro / Glass finish



CR/TR

Finitura struttura / Frame finish



NI

Collezione / Collection



304

ORO
design Vistosi 2019

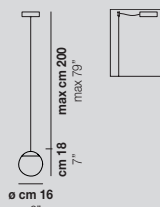


Oro SP 25L / 16L



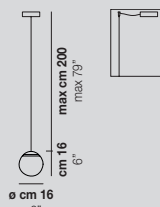


ORO SP P



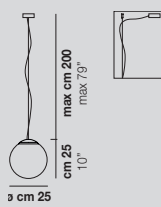
1x60W G9
CE **EAC** **CB** **EAC** **PS**
USA & CANADA **EUC**
 1x60W G9

ORO SP 16L



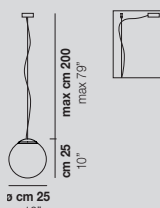
1x9W **LED B**
CE **EAC**
USA & CANADA **EUC**
 1x9W **LED B**

ORO SP 25



1x60W G9
CE **EAC**
USA & CANADA **EUC**
 1x60W G9

ORO SP 25L



1x12W **LED C**
CE **EAC**
USA & CANADA **EUC**
 1x12W **LED C**

Oro è una collezione dalle forme semplici, resa unica dalla preziosa lavorazione artigianale che impiega una membrana interna orizzontale per dividere la sfera di cristallo trasparente in due metà. Ogni pezzo è irripetibile: la curvatura della membrana, ottenuta durante la soffiatura del vetro, nasce da un processo interamente manuale. Disponibile in versione sospensione, in due misure, con sorgente luminosa tradizionale o LED integrato. Finiture metalliche: acciaio satinato, bianco opaco, nickel nero satinato e ottone lucido.


Oro is a collection defined by simple forms, made unique by a refined artisanal process that introduces a horizontal inner membrane, dividing the transparent crystal sphere into two halves. Each piece is one of a kind: the curvature of the membrane, formed during the glassblowing process, is the result of an entirely manual technique. Available as a suspension lamp in two sizes, with either a traditional light source or integrated LED. Metal finishes: matt steel, matt white, matt black nickel, and glossy brass.

Finitura vetro / Glass finish




CR/TR


Finitura struttura / Frame finish




AVS



BO



NNS



OG

LED Europe/International **CE** **EAC**

B 9W - 1100lm/1200lm - 2700K/3000K - DIM2/DIM3

C 12W - 1500lm/1600lm - 2700K/3000K - DIM2/DIM3

LED Usa & Canada **EUC**

B 9W - 1100lm/1200lm - 2700K/3000K - DIM2/DIM3

C 12W - 1500lm/1600lm - 2700K/3000K - DIM2/DIM3



POC
design Vistosi 2003

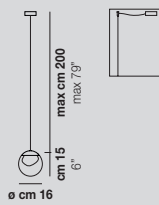


Poc SP 25L / 16L





POC SP 16



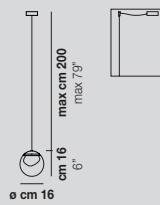
1×60W G9



USA & CANADA

1×60W G9

POC SP 16L



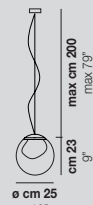
1×9W LED B



USA & CANADA

1×9W LED B

POC SP 25



1×60W G9

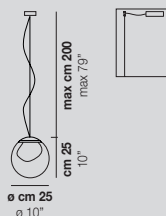


USA & CANADA

1×60W G9

Poc è una collezione elegante e raffinata, resa unica dalla preziosa lavorazione "a membrana" del diffusore sferico. Le due metà in vetro bianco lucido sono unite da una membrana interna verticale in cristallo trasparente, la cui lavorazione manuale rende ogni pezzo unico, creando affascinanti variazioni di intensità luminosa e colore. Il diffusore è disponibile in due dimensioni. Disponibile nelle tipologie sospensione, faretto e tavolo. Finiture metalliche in acciaio satinato, bianco opaco, nickel nero satinato e ottone lucido. Disponibile con sorgente tradizionale o LED integrato.

POC SP 25L



1×12W LED C




USA & CANADA

1×12W LED C


Poc is an elegant and refined collection, made unique by the precious "membrane" craftsmanship of the spherical diffuser. The two halves of glossy white glass are joined by a vertical internal membrane in clear crystal, whose handmade processing makes each piece unique, creating fascinating variations in light intensity and color. The diffuser is available in two sizes. Available in suspension, spotlight, and table types. Metal finishes include matt steel, matt white, matt black nickel, and glossy brass. Available with traditional or integrated LED light source.

Finitura vetro / Glass finish




CR/BC


Finitura struttura / Frame finish




AVS



BO



NNS



OG

LED Europe/International



B 9W - 1100lm/1200lm - 2700K/3000K - DIM2/DIM3

C 12W - 1500lm/1600lm - 2700K/3000K - DIM2/DIM3

Collezione / Collection



321

DIAMANTE

design Vistosi 2003



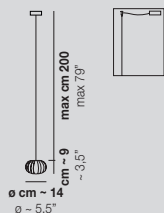


Diamante SP P



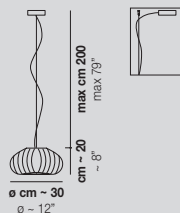
Diamante SP P / G

DIAMANTE SP P



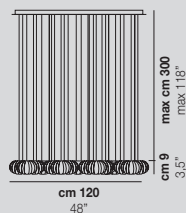
1x60W G9 / **LED B**
CE **CB ENEC**
USA & CANADA
 1x60W G9 / **LED B**

DIAMANTE SP G



1x77W E27 / **LED C**
CE **CB ENEC**
USA & CANADA
 1x60W E26 / **LED C**

DIAMANTE SP 36




36x60W G9
CE **CB ENEC**
USA & CANADA
 36x60W G9

Diamante è una collezione che si distingue per l'elegante lavorazione artigianale del vetro. Il diffusore viene soffiato all'interno di una gabbia metallica che imprime al cristallo una serie di raggi verticali, partendo dal centro della lampada e percorrendone tutta la superficie. Questa tecnica conferisce al vetro trasparente una poesia unica: quando la lampada è spenta, il gioco delle incisioni crea riflessi preziosi; quando è accesa, la luce si arricchisce di sfumature vibranti e suggestive. Disponibile con sorgente tradizionale o LED integrata. Proposta nelle tipologie sospensione, soffitto e faretto.


Diamante is a collection that stands out for its refined artisanal glasswork. The diffuser is blown inside a metal cage that imprints a series of vertical rays radiating from the center of the lamp across the entire surface of the glass. This unique technique gives the transparent crystal glass a poetic quality: when the lamp is off, the etched lines create precious reflections; when lit, the light is enriched with vibrant and evocative nuances. Available with traditional or integrated LED light source. Offered in suspension, ceiling, and spotlight types.

Finitura vetro / Glass finish



CR

Finitura struttura / Frame finish



NI



LED Europe/International

CE ENEC

B 9W - 1100lm/1200lm - 2700K/3000K - DIM2/DIM3

C 12W - 1500lm/1600lm - 2700K/3000K - DIM2/DIM3

LED Usa & Canada

B 9W - 1100lm/1200lm - 2700K/3000K - DIM2/DIM3

C 12W - 1500lm/1600lm - 2700K/3000K - DIM2/DIM3

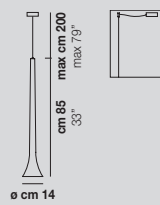
Collezione / Collection



302



SISSI SP



1×75W GU10



USA & CANADA

1×75W GU10


Sissi è una collezione caratterizzata da un punto di luce verticale dalle forme sinuose e allungate, realizzato da un unico elemento in vetro soffiato. Un elemento di design oltre che lampada decorativa. Finiture vetro cristallo trasparente e bianco lucido con lavorazione rigadin. Finiture metalliche cromo lucido.

Sissi is a collection characterized by a vertical point of light with sinuous, elongated shapes, made from a single blown glass element. A design piece as well as a decorative lamp. Glass finishes in striped crystal and glossy white. Metal finishes in glossy chrome.

Finitura vetro / Glass finish



BC/LU



CR/RI

Finitura struttura / Frame finish



CR



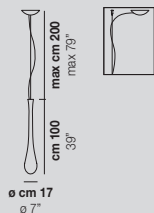
LACRIMA

design Paolo Crepax 2003

Lacrime SP P



LACRIMA SP P



1×77W E27 / LED C



USA & CANADA .CULUS

1×60W E26 / LED C

Lacrima è una lampada a sospensione e, al tempo stesso, un oggetto decorativo di design. Un pezzo iconico che dona luce e personalità allo spazio. Realizzata in vetro soffiato bianco lucido dalla forma a goccia allungata, si distingue per il suo design unico e raffinato. Finiture metalliche nickel satinato. Disponibile con sorgente luminosa tradizionale e LED integrato.


Lacrima is a suspension lamp and, at the same time, a decorative design object. An iconic piece that brings light and character to any space. Made of glossy white blown glass in an elongated drop shape, it stands out for its unique and refined design. Metal finishes in satin nickel. Available with traditional or integrated LED light sources.

Finitura vetro / Glass finish



BC/LU

Finitura struttura / Frame finish



NI

LED Europe/International



C 12W - 1500lm/1600lm - 2700K/3000K - DIM2/DIM3

LED Usa & Canada



C 12W - 1500lm/1600lm - 2700K/3000K - DIM2/DIM3

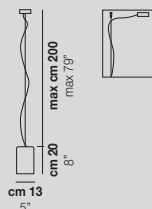
TUBES

design Matthias Hickl per Lissoni Associati 2005



Tubes SP 40 / 60 / 90 / 120

TUBES SP 20



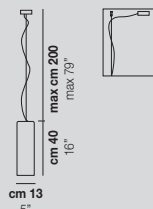
1x77W E27

CE ENEC

USA & CANADA 

1x60W E26

TUBES SP 40



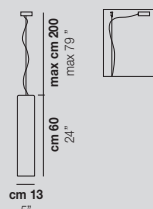
1x77W E27

CE ENEC 

USA & CANADA 

1x60W E26

TUBES SP 60



1x77W E27

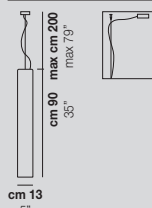
CE ENEC 

USA & CANADA 

1x60W E26

Tubes è una collezione che si distingue per una serie di cinque elementi lineari in vetro soffiato, ciascuno caratterizzato da una diversa lunghezza che conferisce personalità e ritmo all'insieme. La forma essenziale e slanciata dei diffusori si adatta con eleganza a molteplici configurazioni, trasformando la collezione in una soluzione versatile e raffinata per progetti d'illuminazione personalizzati. Disponibile nelle versioni sospensione e soffitto, questa collezione si veste di vetro bianco lucido e fumé trasparente, accompagnata da finiture metalliche in nickel opaco, per un equilibrio perfetto tra leggerezza e carattere.

TUBES SP 90



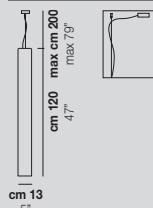
1x77W E27

CE ENEC

USA & CANADA 

1x60W E26

TUBES SP 120



1x77W E27


CE ENEC

USA & CANADA 

1x60W E26

Tubes is a collection defined by a series of five linear blown glass elements, each distinguished by varying lengths that bring personality and rhythm to the ensemble. The essential and slender shape of the diffusers elegantly adapts to multiple configurations, making the collection a versatile and refined solution for customized lighting projects. Available in suspension and ceiling versions, the collection features glossy white and transparent smoky glass, complemented by matt nickel metal finishes, creating a perfect balance of lightness and character.

Finitura vetro / Glass finish




BC/LU



FU/TR

Finitura struttura / Frame finish



NO



Collezione / Collection



322

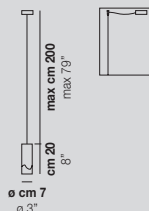
LIO

archivio storico Vetreria Vistosi 1972



Lio SP 5

LIO SP 1 P



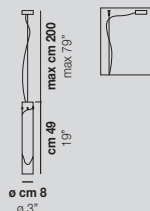
1x60W G9 / **LED A**



USA & CANADA

1x60W G9 / **LED A**

LIO SP



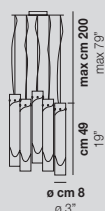
1x77W E27 / **LED C**



USA & CANADA

1x60W E26 / **LED C**

LIO SP 5



5x77W E27



USA & CANADA

5x60W E26

Lio è una collezione dal design minimalista e raffinato, che valorizza la sorgente luminosa grazie a una fascia di vetro bianco lucido racchiusa tra strati di cristallo. La forma semplice del diffusore cilindrico è ripresa, con leggere variazioni, anche nelle versioni da parete e da tavolo. Nelle versioni a soffitto e a parete, il diffusore assume una seconda forma, circolare, ed è disponibile in tre misure, mantenendo la particolare lavorazione del vetro che alterna fasce di cristallo e vetro bianco lucido. La collezione è disponibile con sorgente tradizionale o LED integrato.


Lio is a collection with a minimalist and refined design that enhances the light source through a glossy white glass band encased between layers of crystal. The simple cylindrical shape of the diffuser is echoed, with slight variations, in the wall and table versions. In the ceiling and wall-mounted versions, the diffuser takes on a second, circular shape and is available in three sizes, maintaining the distinctive glasswork that alternates crystal and glossy white glass bands. The collection is available with either a traditional light source or integrated LED.

Finitura vetro / Glass finish



CR/BC

Finitura struttura / Frame finish



NI

LED Europe/International



A 9W - 1100lm/1200lm - 2700K/3000K - DIM2/DIM3

C 12W - 1500lm/1600lm - 2700K/3000K - DIM2/DIM3

LED Usa & Canada



A 9W - 1100lm/1200lm - 2700K/3000K - DIM2/DIM3

C 12W - 1500lm/1600lm - 2700K/3000K - DIM2/DIM3

Collezione / Collection



306

358

396

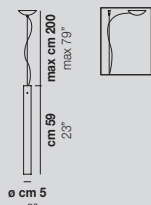
CANDELA

studio tecnico Vetreria Vistosi 2005



Candela SP

CANDELA SP



1x60W G9




USA & CANADA

1x60W G9

Sospensione in vetro soffiato incamiciato bianco lucido. Le dimensioni ridotte del corpo tubolare richiedono un'elevata maestria nella fase di soffiatura per garantire uno spessore omogeneo. Grazie alla sorgente luminosa alogena Candela crea un effetto luce di sicuro fascino.

A suspension made with glossy white blown cased glass. Its narrow diameter needs a good deal of skill to blow a piece with homogeneous thickness. Thanks to its halogen light source, Candela creates a fascinating light effect.

Finitura vetro / Glass finish



BC/LU

Finitura struttura / Frame finish



CR



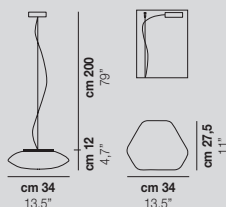
MODULOR

design Pio e Tito Toso 2023



Modulor SP G

MODULOR SP M



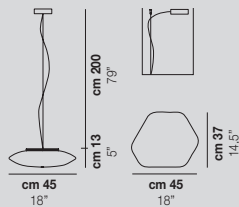
1x77W E27 / LED F

CE ENEC

USA & CANADA 

1x60W E26 / LED F

MODULOR SP G



1x77W E27 / LED G

CE ENEC

USA & CANADA 

1x60W E26 / LED G

Collezione composta da diffusori in vetro bianco satinato, caratterizzati da due diverse geometrie esagonali irregolari. Nelle versioni da parete e soffitto, che prevedono l'utilizzo di frame metallici con due o tre lampade, ognuna dotata di proprio driver, la montatura pre-cablatà consente il decentramento degli elementi, permettendo l'alimentazione di più corpi illuminanti da un unico punto luce. Disponibile con sorgente LED integrata o tradizionale.


Collection composed of matt white glass diffusers, featuring two distinct irregular hexagonal geometries. In the wall and ceiling versions, which include metal frames with two or three light fixtures each equipped with its own driver, the pre-wired mounting system allows for the decentering of the elements, enabling multiple lights to be powered from a single electrical point. Available with integrated LED or traditional light source.

Finitura vetro / Glass finish



BC/ST

Finitura struttura / Frame Finish



BO



Modulor SP M / G

LED Europe/International 

F 12W - 1700lm - 2700K/3000K - DIM2/DIM3


G 19W - 2850lm - 2700K/3000K - DIM2/DIM3

LED Usa & Canada 

F 12W - 1700lm - 2700K/3000K - DIM2/DIM3

G 19W - 2850lm - 2700K/3000K - DIM2/DIM3

Collezione / Collection



278



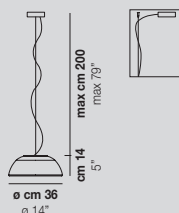
348

INFINITA

design Renato Toso, Noti Massari & Associati 2009

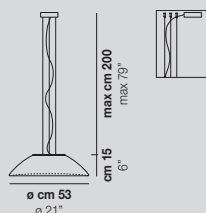


INFINITA SP 36



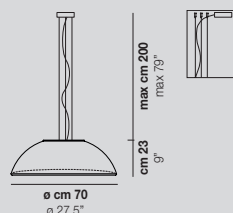
1x77W E27 / **LED F**
CE **CB ENEC**
USA & CANADA
 1x60W E26 / **LED F**

INFINITA SP 53



2x77W E27 / **LED G**
CE **CB ENEC**
USA & CANADA
 2x60W E26 / **LED G**

INFINITA SP 70



5x77W E27 / **LED O**
CE **CB ENEC**
USA & CANADA
 5x60W E26 / **LED O**

Infinita è una collezione dal design semplice e senza tempo. Caratterizzata da una forma che ricorda una mezza sfera con fondo pieno. Il diffusore in vetro bianco satinato diffonde una luce uniforme, diffusa e non abbagliante. Ideale per illuminare con eleganza sia ambienti domestici sia spazi professionali, è particolarmente adatta anche a contesti di ampie dimensioni, grazie alle varianti di diametro più grande. Disponibile nelle tipologie a sospensione, soffitto e parete, in tre diverse dimensioni, con sorgente tradizionale o LED integrato.


Infinita is a collection with a simple and timeless design. Characterized by a shape reminiscent of a half-sphere with a closed bottom. The matt white glass diffuser emits a uniform, diffused, and glare-free light. Ideal for elegantly illuminating both residential and professional spaces, it is also particularly suited for large environments thanks to its larger diameter variants. Available in suspension, ceiling, and wall types, in three different sizes, with traditional or integrated LED light source.

Finitura vetro / Glass finish



BC/ST

Finitura struttura / Frame finish



BO

LED Europe/International **CE ENEC**

- F** 12W - 1700lm - 2700K/3000K - DIM2/DIM3
- G** 19W - 2850lm - 2700K/3000K - DIM2/DIM3
- O** 26W - 3700lm - 2700K/3000K - DIM2/DIM3

LED Usa & Canada

- F** 12W - 1700lm - 2700K/3000K - DIM2/DIM3
- G** 19W - 2850lm - 2700K/3000K - DIM2/DIM3
- O** 26W - 3700lm - 2700K/3000K - DIM2/DIM3



Collezione / Collection



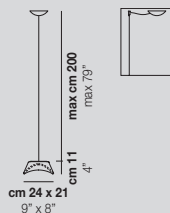
298

BALANCE

design Pio e Tito Toso 2011



BALANCE SP 24



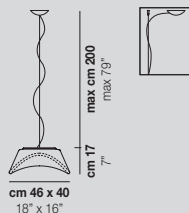
1x46W E14



USA & CANADA cULus

1x40W E12

BALANCE SP M



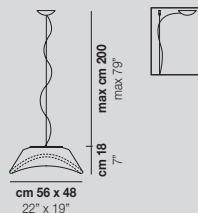
2x77W E27 / LED G



USA & CANADA cULus

2x60W E26 / LED G

BALANCE SP G



2x77W E27 / LED G




USA & CANADA cULus

2x60W E26 / LED G

Balance è una collezione in vetro soffiato incamiciato bianco lucido, ispirata all'armonia delle orbite planetarie. Il diffusore, con la sua silhouette fluida, crea un segno distintivo che arricchisce lo spazio con eleganza e carattere. Raffinata come elemento singolo, Balance rivela tutta la sua forza espressiva in composizioni multiple, diventando protagonista di scenografie luminose dal forte impatto visivo. È disponibile con sorgente tradizionale o LED integrato, nelle versioni a sospensione, soffitto e parete, in tre diverse dimensioni.


Balance is a collection in glossy white layered blown glass, inspired by the harmony of planetary orbits. The diffuser, with its fluid silhouette, creates a distinctive presence that enriches any space with elegance and character. Refined as a standalone piece, Balance reveals its full expressive power in multiple compositions, becoming the centerpiece of luminous settings with strong visual impact. Available with traditional or integrated LED light sources, in suspension, ceiling, and wall types, and in three different sizes.

Finitura vetro / Glass finish



BC/LU

Finitura struttura / Frame finish



BO

LED Europe/International



G 19W - 2850lm - 2700K/3000K - DIM2

LED Usa & Canada



G 19W - 2850lm - 2700K/3000K - DIM2

Collezione / Collection



292



344

NEOCHIC

design Chiaramonte & Marin 2013

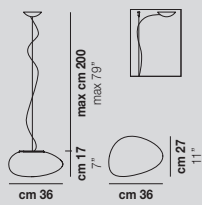


Neochic SP P / M / G / R



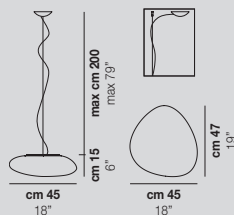


NEOCHIC SP P



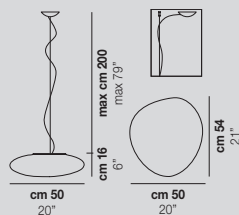
1x77W E27 / **LED F**
CE **CB ENEC**
USA & CANADA
 1x60W E26 / **LED F**

NEOCHIC SP M



2x77W E27 / **LED G**
CE **CB ENEC**
USA & CANADA
 2x60W E26 / **LED G**

NEOCHIC SP G

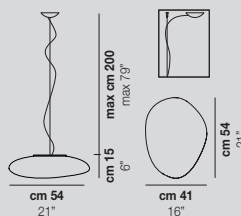


2x77W E27 / **LED G**
CE **CB ENEC**
USA & CANADA
 2x60W E26 / **LED G**

Neochic è una collezione che celebra la purezza e l'unicità del vetro soffiato. Quattro sagome morbide e asimmetriche in vetro bianco satinato, che esprimono un'estetica minimale dal carattere deciso. Nella tipologia soffitto e parete grazie alla particolare montatura, completamente nascosta all'interno del vetro, garantisce un'aderenza ottimale alla superficie di installazione, riducendo al minimo la distanza dal supporto. È disponibile con sorgente tradizionale o LED integrato, nelle versioni sospensione, soffitto e parete.


Neochic is a collection that celebrates the purity and uniqueness of blown glass. Four soft, asymmetrical shapes in satin white glass express a minimal aesthetic with a bold character. In the ceiling and wall versions, thanks to the special mounting system completely concealed within the glass, it ensures optimal adherence to the installation surface, minimizing the distance from the support. Available with traditional or integrated LED light sources, in pendant, ceiling, and wall types.

NEOCHIC SP R




2x77W E27 / **LED G**
CE **CB ENEC**
USA & CANADA
 2x60W E26 / **LED G**

Finitura vetro / Glass finish



BC/ST

Finitura struttura / Frame finish



BO

LED Europe/International **CE ENEC**

F 12W - 1700lm - 2700K/3000K - DIM2/DIM3

G 19W - 2850lm - 2700K/3000K - DIM2/DIM3

LED Usa & Canada

F 12W - 1700lm - 2700K or 3000K - DIM2 or DIM3

G 19W - 2850lm - 2700K or 3000K - DIM2 or DIM3

Collezione / Collection



LUCCIOLA

archivio storico Vetreria Vistosi 1981

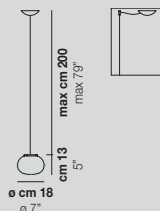
Lucciola SP G / M / P







LUCCIOLA SP 18



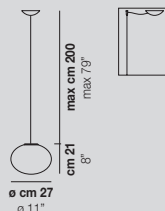
1x46W E14



USA & CANADA

1x40W E12

LUCCIOLA SP 27



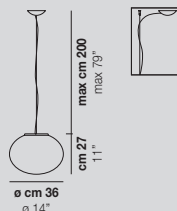
1x46W E14



USA & CANADA

1x40W E12

LUCCIOLA SP P



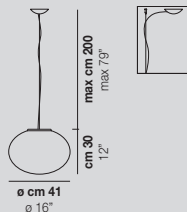
1x77W E27 / LED F



USA & CANADA

1x60W E26 / LED F

LUCCIOLA SP M



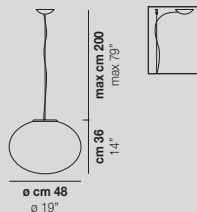
3x77W E27 / LED F



USA & CANADA

3x60W E26 / LED F

LUCCIOLA SP G



3x77W E27 / LED F




USA & CANADA

3x60W E26 / LED F

Lucciola è una collezione iconica che celebra l'eleganza del vetro soffiato. La forma ovale del diffusore in vetro satinato bianco è proposta in cinque diverse dimensioni, studiate per adattarsi con equilibrio a spazi di diversa ampiezza. La collezione si articola in cinque tipologie: sospensione, soffitto, parete, tavolo e terra garantendo versatilità e personalità in ogni ambiente. Le versioni a sospensione sono disponibili con finiture metalliche in bianco opaco o nickel satinato, per una perfetta integrazione con lo stile dello spazio. Disponibile con sorgente tradizionale o LED integrato.


Lucciola is an iconic collection that celebrates the elegance of blown glass. The oval-shaped diffuser, made of satin white glass, is available in five different sizes, designed to harmoniously suit spaces of various dimensions. The collection includes five types: suspension, ceiling, wall, table, and floor offering versatility and character in any setting. Suspension models come with metal finishes in matte white or satin nickel, allowing seamless integration with different interior styles. Available with traditional or integrated LED light sources.

Finitura vetro / Glass finish




BC/ST

Finitura struttura / Frame finish



BO



NI

LED Europe/International



F 12W - 1700lm - 2700K/3000K - DIM2/DIM3

LED Usa & Canada



F 12W - 1700lm - 2700K/3000K - DIM2/DIM3


Collezione / Collection



Plafoniere / *Ceiling*

Sospensioni / <i>Suspensions</i>	31
Parete / <i>Wall</i>	325
Tavolo / <i>Table</i>	373
Terra / <i>Floor</i>	403

Plafoniere / Ceiling



Balance
292




Bot
272



Damasco
320



Diamante
302




Ecos
308




Faro
262



Futura
266



Giogali
310




Implode
274




Incanto
268



Infinita
298



Lio
306




Lucciola
294




Mia
288



Minigiogali
316




Modulor
278



Neochic
290




Novecento
300




Poc
321



Pod
270




Rina
276



Saba
296




Sogno
286



Spirit
304



Tier
282



Tubes
322

FARO

design Oriano Favaretto 2023

Faro PL G

262

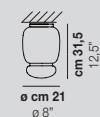




Faro PL G / PL S



FARO PLS



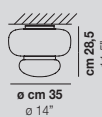
1x8,5W LED 14



USA & CANADA 

1x8,5W LED 14

FARO PL P



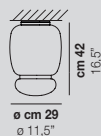
1x13W LED 02



USA & CANADA 

1x13W LED 02

FARO PL G



1x13W LED 02



USA & CANADA 

1x13W LED 02

Collezione dalle forme sinuose e moderne, composta da due diffusori in vetro armoniosamente uniti tra loro da un anello metallico. Il primo vetro con finitura trasparente colorata si fonde visivamente con il secondo vetro bianco lucido, che nasconde la sorgente LED integrata. La collezione è stata ampliata ed è ora disponibile nelle tipologie sospensione, soffitto, parete, tavolo in diverse varianti.

Collection featuring sinuous, modern shapes, composed of two glass diffusers harmoniously joined by a metal ring. The first diffuser, made of colored transparent glass, visually blends with the second in glossy white glass, which conceals the integrated LED source. The collection has been expanded and is now available in suspension, ceiling, wall, and table versions in various configurations.

Finitura vetro / Glass finish



AD/BC



CR/BC




TB/BC




VA/BC

Finitura struttura / Frame Finish



NEO



OTV

LED Europe/International



02 13W - 2000 lm - 2700K/3000K - DIM2/DIM3

14 8,5W - 1200 lm - 2700K/3000K - DIM2/DIM3

LED Usa & Canada



02 13W - 2000 lm - 2700K/3000K - DIM2/DIM3

14 8,5W - 1200 lm - 2700K/3000K - DIM2/DIM3



PL G

Collezione / Collection



50



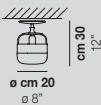
338



384



FUTURA PL P



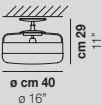
1x77W E27



USA & CANADA .CULUS

1x60W E26

FUTURA PL G



1x77W E27



USA & CANADA .CULUS

1x60W E26

Futura è una collezione di lampade in un unico pezzo di vetro soffiato, realizzato con una tecnica speciale che crea un raffinato doppio effetto: nella parte superiore il cristallo trasparente, mentre in quella inferiore il vetro incamiciato colorato nasconde la sorgente luminosa. È disponibile in tre diverse cromie: ambra con anello in ottone, bianco con anello nero opaco e fumé con anello marrone. La versione con diffusore interamente in cristallo trasparente è invece proposta con anello in rame o nero opaco. La collezione è disponibile nelle versioni a sospensione, soffitto, parete, tavolo e terra.

Futura is a collection of lamps made from a single piece of hand-blown glass, crafted using a special technique that creates a refined double effect: transparent crystal on the upper part, while the colored cased glass on the lower part conceals the light source. It is available in three different color combinations: amber with a brass ring, white with a matt black ring, and fumé with a brown ring. The version with a fully transparent crystal diffuser is instead offered with a copper or matt black ring. The collection is available in suspension, ceiling, wall, table, and floor versions.

Finitura vetro / Glass finish



AM/OT




BC/NEO



CR/NEO




CR/RA



FU/MA

Finitura struttura / Frame finish



NEO

Collezione / Collection



64



357



393



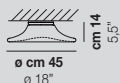
411

INCANTO

design Pio & Tito Toso 2019



Incanto PL 2



1x12W LED 03



USA & CANADA



1x12W LED 03

Incanto, nella sua nuova versione, è stata completamente riprogettata. Il diametro ridotto di alcuni centimetri consente una migliore integrazione della montatura, diminuendo la distanza dal soffitto e ottimizzando la dissipazione della sorgente LED integrata. Il risultato estetico è più armonioso e valorizza il vetro bianco sfumato del diffusore, vero protagonista della collezione. Le tonalità neutre e le linee semplici ed eleganti la rendono adatta ad ambienti dallo stile eterogeneo. Disponibile nelle tipologie sospensione e plafoniera.


Incanto has been completely redesigned in its new version. The diameter has been slightly reduced to improve the integration of the frame, minimizing the distance from the ceiling and enhancing the dissipation of the integrated LED source. The final result is more visually balanced, highlighting the beauty of the shaded white glass diffuser. Its neutral tones and clean, elegant lines make it suitable for a wide range of interior styles. Available in suspension and ceiling types.

Finitura vetro / Glass finish



BC/SF

Finitura struttura / Frame finish



BO

LED Europe/International



03 12W - 1500lm/1600lm - 2700K/3000K - DIM2/DIM3

LED Usa & Canada



03 12W - 1500lm/1600lm - 2700K/3000K - DIM2/DIM3

Collezione / Collection



168

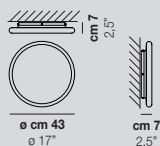
POD

design Babled & Co. 2005



Pod PP G

POD PP P



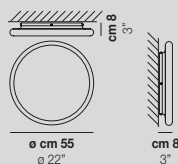
1x12W LED 18

CE ENEC

USA & CANADA

1x12W LED 18

POD PP G



1x18W LED 19

CE ENEC

USA & CANADA

1x18W LED 19

Pod è una collezione realizzata attraverso una particolare lavorazione completamente artigianale, in cui ogni diffusore diventa un pezzo unico e irripetibile. La macchia in vetro bianco lucido, racchiusa all'interno, assume ogni volta forme diverse, resa protagonista dal contrasto con il bordo satinato che ne definisce i contorni con eleganza. Il diffusore, caratterizzato in entrambe le dimensioni da un'altezza molto contenuta, cela completamente la montatura, lasciando che sia il vetro a emergere come unico protagonista. Pod è proposta nelle versioni da soffitto e da parete. Sorgente LED integrata.


Pod is a collection created through a distinctive, fully handcrafted process, in which each diffuser becomes a unique and unrepeatable piece. The glossy white glass stain enclosed within takes on different shapes each time, brought to the forefront by the contrast with the satin-finished edge that elegantly defines its outline. The diffuser, featuring a very shallow profile in both available sizes, completely conceals the mounting structure, allowing the glass to emerge as the sole protagonist. Pod is available in ceiling and wall types. Integrated LED light source.

Finitura vetro / Glass finish



BC/LU

Finitura struttura / Frame finish



BO

LED Europe/International

CE ENEC

18 12W - 1900lm - 2700K/3000K - DIM2/DIM3

19 18W - 2800lm - 2700K/3000K - DIM2/DIM3

LED Usa & Canada

18 12W - 1900lm - 2700K - 3000K - DIM2/DIM3

19 18W - 2800lm - 2700K - 3000K - DIM2/DIM3



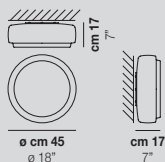
PP P / G

BOT
design Gregorio Spini 2011



Bot PP 45

BOT PP 45



2x77W E27 / LED G
 CE CB ENEC
 USA & CANADA
 2x60W E26 / LED G

Collezione dal design moderno, caratterizzata da una forma essenziale capace di adattarsi con naturalezza a contesti dallo stile diverso. Il diffusore si distingue per il vetro bianco lucido con profilo in cristallo trasparente, che ne esalta le geometrie e dona luminosità. Disponibile con sorgente tradizionale o LED integrato, nelle tipologie sospensione e plafoniera.


A modern collection defined by its essential shape, naturally suited to a variety of interior styles. The diffuser features glossy white glass with a clear crystal edge that enhances its geometry and adds brightness. Available with traditional or integrated LED sources, in suspension and ceiling types.

Finitura vetro / Glass finish



BC/CR

Finitura struttura / Frame finish



BO

LED Europe/International
 G 19W - 2850lm - 2700K/3000K - DIM2/DIM3

LED Usa & Canada
 G 19W - 2850lm - 2700K/3000K - DIM2/DIM3



Collezione / Collection



170

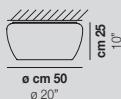
IMPLODE

design Gregorio Spini 2011



Implode PL 50

IMPLODE PL 50



3x77W E27 / LED 0



USA & CANADA

3x60W E26 / LED 0

Collezione iconica dai volumi morbidi, caratterizzata da due diffusori in finitura bianca lucida, di forme e dimensioni differenti. La raffinata lavorazione del vetro incamiciato, che sovrappone strati di cristallo bianco e trasparente, conferisce un'eleganza senza tempo, adatta ai più diversi stili d'arredo. Disponibile con sorgente tradizionale o LED integrato nelle versioni a sospensione e plafoniera.


An iconic collection with soft volumes, featuring two glossy white glass diffusers in different shapes and sizes. The refined cased glass technique, which layers white and transparent crystal, gives it timeless elegance, suitable for a wide range of interior styles. Available with traditional light sources or integrated LED in both suspension and ceiling types.

Finitura vetro / Glass finish



BC/CR

Finitura struttura / Frame finish



BO

LED Europe/International



0 26W - 3700lm - 2700K/3000K - DIM2/DIM3

LED Usa & Canada



0 26W - 3700lm - 2700K/3000K - DIM2/DIM3



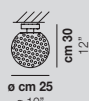
Collezione / Collection



172



RINA PL 25



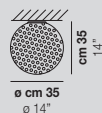
1x77W E27



USA & CANADA

1x60W E26

RINA PL 35



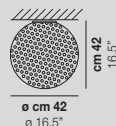
1x77W E27



USA & CANADA

1x60W E26

RINA PL 42



3x77W E27



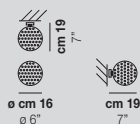
USA & CANADA

3x60W E26

Rina è una collezione composta da sfere di quattro diverse dimensioni realizzate con l'antica tecnica della murrina. Una texture che evoca emozioni visive negli ambienti in cui è installata. Disponibile nelle tipologie a sospensione, soffitto e faretto. Finitura vetro murrina bianco lucido. Finitura metallica solo acciaio satinato per le plafoniere con sorgente tradizionale. Variante a soffitto più grande in sola finitura bianco opaco. Il faretto è disponibile in unica finitura acciaio satinato con sorgente LED integrata.

Rina is a collection composed of spheres in four different sizes, crafted using the ancient murrina technique. Its texture evokes visual emotions in the spaces where it is installed. Available as suspension, ceiling and spotlight versions. Glass finish in glossy white murrina. Metallic finish in matt steel only for ceiling versions with traditional light sources. Larger ceiling variant available exclusively in matt white finish. The spotlight is available in a single matt steel finish with integrated LED source.

RINA FA 16



1x60W G9 / LED D



USA & CANADA


1x60W G9 / LED D

Finitura vetro / Glass finish




BC/MU

Finitura struttura / Frame finish



AVS



BO

PL 25, PL 35, FA 16 solo AVS

PL 25, PL 35, FA 16 only AVS

PL 42 solo BO, PL 42 only BO

LED Europe/International



D 9W - 1100lm/1200lm - 2700K/3000K - DIM2/DIM3

LED Usa & Canada



D 9W - 1100lm/1200lm - 2700K/3000K - DIM2/DIM3



Collezione / Collection



130

MODULOR

design Pio e Tito Toso 2023

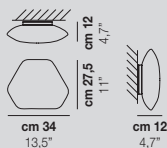


Modulor PP G





MODULOR PP M



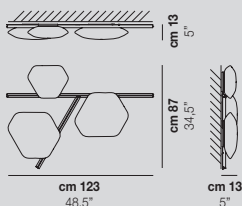
1x77W E27 / LED F

CE ENEC

USA & CANADA cETLus

1x60W E26 / LED F

MODULOR PP 2



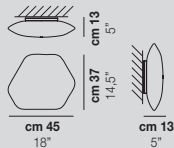
12W+2x19W / LED 98

CE ENEC

USA & CANADA cETLus

12W+2x19W / LED 98

MODULOR PP G



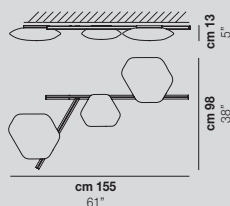
1x77W E27 / LED G

CE ENEC

USA & CANADA cETLus

1x60W E26 / LED G

MODULOR PP 3



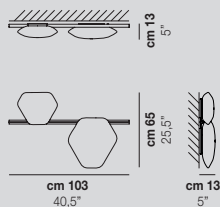
12W+2x19W / LED 98

CE ENEC

USA & CANADA cETLus

12W+2x19W / LED 98

MODULOR PP 1



12W+19W / LED 99

CE ENEC

USA & CANADA cETLus

12W+19W / LED 99

Collezione composta da diffusori in vetro bianco satinato, caratterizzati da due diverse geometrie esagonali irregolari. Nelle versioni da parete e soffitto, che prevedono l'utilizzo di frame metallici con due o tre lampade, ognuna dotata di proprio driver, la montatura pre-cablata consente il decentramento degli elementi, permettendo l'alimentazione di più corpi illuminanti da un unico punto luce. Disponibile con sorgente LED integrata o tradizionale.


Collection composed of matt white glass diffusers, featuring two distinct irregular hexagonal geometries. In the wall and ceiling versions, which include metal frames with two or three light fixtures each equipped with its own driver, the pre-wired mounting system allows for the decentering of the elements, enabling multiple lights to be powered from a single electrical point. Available with integrated LED or traditional light source.

Finitura vetro / Glass finish




BC/ST


Finitura struttura / Frame Finish



BO



NEO



OTV

PPM, PP G solo BO / PPM, PP G only BO

PP 1, PP 2, PP 3 solo NEO e OTV

PP 1, PP 2, PP 3 NEO and OTV only

LED Europe/International

CE ENEC

F 12W - 1700 lm - 2700K/3000K - DIM2/DIM3

G 19W - 2850 lm - 2700K/3000K - DIM2/DIM3

98 1xLED F + 2xLED G

99 1xLED F + 1xLED G

LED Usa & Canada

cETLus

F 12W - 1700 lm - 2700K/3000K - DIM2/DIM3

G 19W - 2850 lm - 2700K/3000K - DIM2/DIM3

98 1xLED F + 2xLED G

99 1xLED F + 1xLED G

Collezione / Collection



244



348

TIER


design Debonademeo 2023

Tier PP 2P

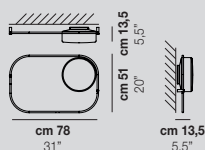




Tier PP MP



TIER PP P



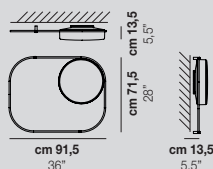
1x12W LED F



USA & CANADA 

1x12W LED F

TIER PP M



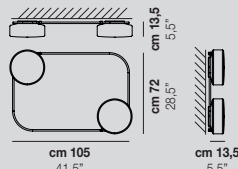
1x19W LED G



USA & CANADA 

1x19W LED G

TIER PP 2P



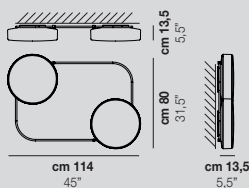
12W+19W LED 97



USA & CANADA 

12W+19W LED 97

TIER PP 2M



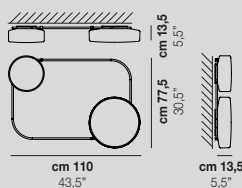
1x19W+1x19W LED 96



USA & CANADA 

1x19W+1x19W LED 96

TIER PP MP



1x12W+1x19W LED 95




USA & CANADA 

1x12W+1x19W LED 95

Tier è composta da frame metallici che racchiudono diffusori in vetro bianco satinato, disponibili in due dimensioni. Due configurazioni prevedono l'utilizzo di una singola lampada abbinata a un frame metallico decorativo. Tre configurazioni, invece, prevedono due diffusori e un frame metallico elettrificato che collega entrambi gli apparecchi utilizzando un unico punto luce. Queste ultime permettono inoltre di abbinare due frame metallici decorativi da collocare esternamente ai diffusori mediante appositi distanziatori.


Tier consists of metal frames enclosing matt white glass diffusers, available in two sizes. Two configurations feature a single lamp combined with a decorative metal frame. Three configurations instead feature two diffusers and an electrified metal frame that connects both units using a single light point. These latter configurations also allow two decorative metal frames to be added externally to the diffusers by means of special spacers.

Finitura vetro / Glass finish



BC/ST

Finitura struttura / Frame Finish



OTV

LED Europe/International



F 12W - 1700 lm - 2700K/3000K - DIM2/DIM3

G 19W - 2850 lm - 2700K/3000K - DIM2/DIM3

95 1xLED F + 1xLED G

96 2xLED G

97 2xLED F

LED Usa & Canada



F 12W - 1700 lm - 2700K/3000K - DIM2/DIM3

G 19W - 2850 lm - 2700K/3000K - DIM2/DIM3

95 1xLED F + 1xLED G

96 2xLED G

97 2xLED F


Collezione / Collection



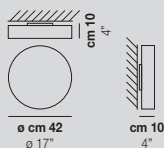
350

SOGNO

studio tecnico Vetreria Vistosi 2003

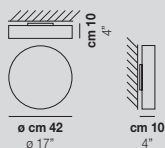


SOGNO PP 30



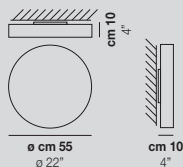
1×77W E27 / **LED F**
CE **CB ENEC**
USA & CANADA
 1×60W E26 / **LED F**

SOGNO PP 42



2×77W E27 / **LED G**
CE **CB ENEC**
USA & CANADA
 2×60W E26 / **LED G**

SOGNO PP 55




2×77W E27 / **LED G**
CE **CB ENEC**
USA & CANADA
 2×60W E26 / **LED G**

Sogno è una collezione di lampade dal design essenziale e raffinato. Disponibile in tre dimensioni, può essere montata a soffitto o a parete, adattandosi con eleganza a qualsiasi ambiente. Il diffusore in vetro bianco satinato diffonde una luce d'ambiente morbida e uniforme. Disponibile con sorgente tradizionale o LED integrato.


Sogno is a collection of lamps featuring an essential and refined design. Available in three sizes, it can be mounted on the ceiling or wall, adapting elegantly to any environment. The diffuser, made of matt white glass, emits a soft and even ambient light. Available with traditional or integrated LED light sources.

Finitura vetro / Glass finish



BC/ST

Finitura struttura / Frame finish



BO

LED Europe/International **CE ENEC**

F 12W - 1700lm - 2700K/3000K - DIM2/DIM3

G 19W - 2850lm - 2700K/3000K - DIM2/DIM3

LED Usa & Canada

F 12W - 1700lm - 2700K/3000K - DIM2/DIM3

G 19W - 2850lm - 2700K/3000K - DIM2/DIM3

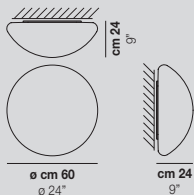
MIA

studio tecnico Vetreria Vistosi 2013



Mia PP 60

MIA PP 60



3x77W E27 / LED 0




USA & CANADA

3x60W E26 / LED 0

Mia è una lampada dal design essenziale, definita da una linea morbida e pulita. Il diffusore in vetro soffiato bianco satinato si distingue per la leggera bombatura nella parte superiore, che ne esalta la forma delicata. La particolare montatura, completamente nascosta all'interno del vetro, garantisce un'aderenza ottimale alla superficie di installazione, riducendo al minimo la distanza dal supporto. Disponibile nelle versioni soffitto e parete, con sorgente tradizionale o LED integrato.


Mia is a lamp with an essential design, defined by soft, clean lines. The satin white blown glass diffuser is gently rounded at the top, enhancing its delicate shape. The special mounting system, completely concealed within the glass, ensures optimal adherence to the installation surface, minimizing the distance from the wall or ceiling. Available in wall and ceiling types, with either traditional or integrated LED light sources.

Finitura vetro / Glass finish



BC/ST

Finitura struttura / Frame finish



BO

LED Europe/International



0 26W - 3700lm - 2700K/3000K - DIM2/DIM3

LED Usa & Canada



0 26W - 3700lm - 2700K/3000K - DIM2/DIM3



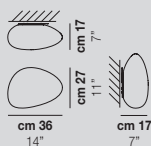
NEOCHIC

design Chiaramonte & Marin 2013



Neo chic PP G

NEOCHIC PP P

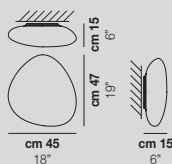


1x77W E27 / **LED F**
CE CB ENEC

USA & CANADA

1x60W E26 / **LED F**

NEOCHIC PP M

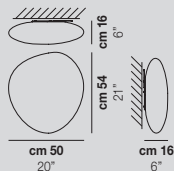


2x77W E27 / **LED G**
CE CB ENEC

USA & CANADA

2x60W E26 / **LED G**

NEOCHIC PP G

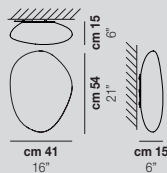


2x77W E27 / **LED G**
CE CB ENEC

USA & CANADA

2x60W E26 / **LED G**

NEOCHIC PP R



2x77W E27 / **LED G**
CE CB ENEC


USA & CANADA

2x60W E26 / **LED G**

Neochic è una collezione che celebra la purezza e l'unicità del vetro soffiato. Quattro sagome morbide e asimmetriche in vetro bianco satinato, che esprimono un'estetica minimale dal carattere deciso. Nella tipologia soffitto e parete grazie alla particolare montatura, completamente nascosta all'interno del vetro, garantisce un'aderenza ottimale alla superficie di installazione, riducendo al minimo la distanza dal supporto. È disponibile con sorgente tradizionale o LED integrato, nelle versioni sospensione, soffitto e parete.


Neochic is a collection that celebrates the purity and uniqueness of blown glass. Four soft, asymmetrical shapes in matt white glass express a minimal aesthetic with a bold character. In the ceiling and wall versions, thanks to the special mounting system completely concealed within the glass, it ensures optimal adherence to the installation surface, minimizing the distance from the support. Available with traditional or integrated LED light sources, in pendant, ceiling, and wall types.

Finitura vetro / Glass finish



BC/ST

Finitura struttura / Frame finish



BO

LED Europe/International **CE ENEC**

F 12W - 1700lm - 2700K/3000K - DIM2/DIM3

G 19W - 2850lm - 2700K/3000K - DIM2/DIM3

LED Usa & Canada **UL**

F 12W - 1700lm - 2700K/3000K - DIM2/DIM3

G 19W - 2850lm - 2700K/3000K - DIM2/DIM3



PP P / M / G / R

Collezione / Collection



250



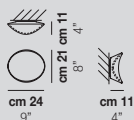
346

BALANCE

design Pio e Tito Toso 2011



BALANCE PP 24



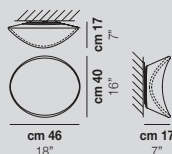
1x46W E14



USA & CANADA

1x40W E12

BALANCE PP M



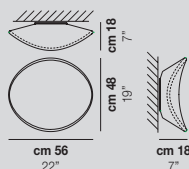
2x77W E27 / LED G



USA & CANADA

2x60W E26 / LED G

BALANCE PP G



2x77W E27 / LED G




USA & CANADA

2x60W E26 / LED G

Balance è una collezione in vetro soffiato incamiciato bianco lucido, ispirata all'armonia delle orbite planetarie. Il diffusore, con la sua silhouette fluida, crea un segno distintivo che arricchisce lo spazio con eleganza e carattere. Raffinata come elemento singolo, Balance rivela tutta la sua forza espressiva in composizioni multiple, diventando protagonista di scenografie luminose dal forte impatto visivo. È disponibile con sorgente tradizionale o LED integrato, nelle versioni a sospensione, soffitto e parete, in tre diverse dimensioni.

Balance is a collection in glossy white layered blown glass, inspired by the harmony of planetary orbits. The diffuser, with its fluid silhouette, creates a distinctive presence that enriches any space with elegance and character. Refined as a standalone piece, Balance reveals its full expressive power in multiple compositions, becoming the centerpiece of luminous settings with strong visual impact. Available with traditional or integrated LED light sources, in suspension, ceiling, and wall types, and in three different sizes.

Finitura vetro / Glass finish




BC/LU

Finitura struttura / Frame finish



BC



BO

PP 24 solo BC / PP 24 only BC

PP M, PP G solo BO / PP M, PP G only BO

LED Europe/International



G 19W - 2850lm - 2700K/3000K - DIM2/DIM3

LED Usa & Canada



G 19W - 2850lm - 2700K/3000K - DIM2/DIM3

Collezione / Collection



248



344



PP 24 / M / G

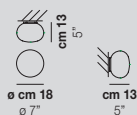
LUCCIOLA

archivio storico Vetreria Vistosi 1981



Lucciola FA 18 / PP 27 / PP P / PP M / PL G

LUCCIOLA FA 18



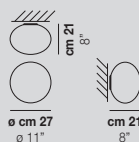
1x48W E14



USA & CANADA

1x40W E12

LUCCIOLA PP 27



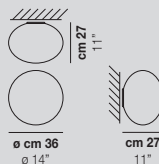
1x48W E14



USA & CANADA

1x40W E12

LUCCIOLA PP P



1x77W E27 / LED F

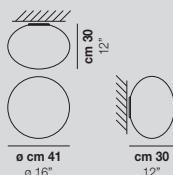


USA & CANADA

1x60W E26 / LED F

Lucciola è una collezione iconica che celebra l'eleganza del vetro soffiato. La forma ovale del diffusore in vetro satinato bianco è proposta in cinque diverse dimensioni, studiate per adattarsi con equilibrio a spazi di diversa ampiezza. La collezione si articola in cinque tipologie: sospensione, soffitto, parete, tavolo e terra garantendo versatilità e personalità in ogni ambiente. Le versioni a sospensione sono disponibili con finiture metalliche in bianco opaco o nickel satinato, per una perfetta integrazione con lo stile dello spazio. Disponibile con sorgente tradizionale o LED integrato.

LUCCIOLA PP M



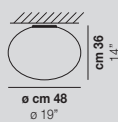
3x77W E27 / LED F



USA & CANADA

3x60W E26 / LED F

LUCCIOLA PL G



3x77W E27 / LED F




USA & CANADA

3x60W E26 / LED F

Lucciola is an iconic collection that celebrates the elegance of blown glass. The oval-shaped diffuser, made of satin white glass, is available in five different sizes, designed to harmoniously suit spaces of various dimensions. The collection includes five types: suspension, ceiling, wall, table, and floor offering versatility and character in any setting. Suspension models come with metal finishes in matte white or satin nickel, allowing seamless integration with different interior styles. Available with traditional or integrated LED light sources.

Finitura vetro / Glass finish




BC/ST

Finitura struttura / Frame finish



BC



BO

FA 18, PP 27 solo BC / FA 18, PP 27 only BC

PP P, PP M, PL G solo BO / PP P, PP M, PL G only BO

LED Europe/International

F 12W - 1700lm - 2700K/3000K - DIM2/DIM3

LED Usa & Canada



F 12W - 1700lm - 2700K/3000K - DIM2/DIM3

Collezione / Collection



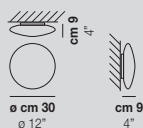
SABA

studio tecnico Vetreria Vistosi 1998



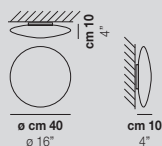
Saba PP 30 / 40 / 50 / 60

SABA PP 30



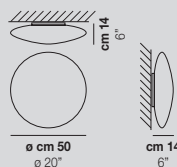
1x77W E27 / **LED F**
CE **CB ENEC**
USA & CANADA
 1x60W E26 / **LED G**

SABA PP 40



1x77W E27 / **LED F**
CE **CB ENEC**
USA & CANADA
 1x60W E26 / **LED F**

SABA PP 50

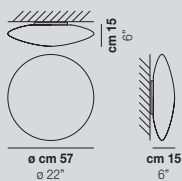


2x77W E27 / **LED G**
CE **CB ENEC**
USA & CANADA
 2x60W E26 / **LED G**

Saba è una collezione che interpreta con eleganza il linguaggio dell'equilibrio e della semplicità, trasformando ogni ambiente in uno spazio intimo e luminoso. Il diffusore, dalla caratteristica forma a lente, è realizzato in vetro soffiato bianco satinato e si distingue per la sua raffinata essenzialità. Disponibile in quattro dimensioni, Saba può essere installata a soffitto e a parete ed è proposta con sorgente tradizionale o LED integrato.


Saba is a collection that elegantly expresses the language of balance and simplicity, transforming any space into an intimate and luminous setting. Its diffuser, with a distinctive lens-like shape, is made of matt white blown glass and stands out for its refined essentiality. Available in four sizes, Saba can be installed on the ceiling or wall, and is offered with either a traditional light source or integrated LED.

SABA PP 60




3x77W E27 / **LED O**
CE **CB ENEC**
USA & CANADA
 3x60W E26 / **LED O**

Finitura vetro / Glass finish



BC/ST

Finitura struttura / Frame finish



BO

LED Europe/International **CE ENEC**
F 12W - 1700lm - 2700K/3000K - DIM2/DIM3
G 19W - 2850lm - 2700K/3000K - DIM2/DIM3
O 26W - 3700lm - 2700K/3000K - DIM2/DIM3

LED Usa & Canada
F 12W - 1700lm - 2700K/3000K - DIM2/DIM3
G 19W - 2850lm - 2700K/3000K - DIM2/DIM3
O 26W - 3700lm - 2700K/3000K - DIM2/DIM3



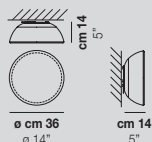
PP 50 E27

INFINITA

design Renato Toso, Noti Massari & Associati 2009

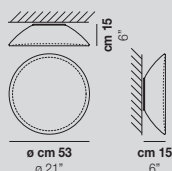


INFINITA PP 36



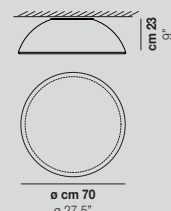
1x77W E27 / **LED F**
CE **CB ENEC**
USA & CANADA
 1x60W E26 / **LED F**

INFINITA PP 53



2x77W E27 / **LED G**
CE **CB ENEC**
USA & CANADA
 2x60W E26 / **LED G**

INFINITA PL 70




5x77W E27 / **LED O**
CE **CB ENEC**
USA & CANADA
 5x60W E26 / **LED O**

Infinita è una collezione dal design semplice e senza tempo. Caratterizzata da una forma che ricorda una mezza sfera con fondo pieno. Il diffusore in vetro bianco satinato diffonde una luce uniforme, diffusa e non abbagliante. Ideale per illuminare con eleganza sia ambienti domestici sia spazi professionali, è particolarmente adatta anche a contesti di ampie dimensioni, grazie alle varianti di diametro più grande. Disponibile nelle tipologie a sospensione, soffitto e parete, in tre diverse dimensioni, con sorgente tradizionale o LED integrato.


Infinita is a collection with a simple and timeless design. Characterized by a shape reminiscent of a half-sphere with a closed bottom. The matt white glass diffuser emits a uniform, diffused, and glare-free light. Ideal for elegantly illuminating both residential and professional spaces, it is also particularly suited for large environments thanks to its larger diameter variants. Available in suspension, ceiling, and wall types, in three different sizes, with traditional or integrated LED light source.

Finitura vetro / Glass finish



BC/ST

Finitura struttura / Frame finish



BO

LED Europe/International **CE ENEC**

F 12W - 1700 lm - 2700K/3000K - DIM2/DIM3

G 19W - 2850 lm - 2700K/3000K - DIM2/DIM3

O 26W - 3700 lm - 2700K/3000K - DIM2/DIM3

LED Usa & Canada

F 12W - 1700 lm - 2700K/3000K - DIM2/DIM3

G 19W - 2850 lm - 2700K/3000K - DIM2/DIM3

O 26W - 3700 lm - 2700K/3000K - DIM2/DIM3



PP 53 / 36 / PL 70

Collezione / Collection



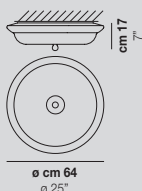
246

NOVECENTO

design Romani Sacconi Architetti Associati 2013



NOVECENTO PL



5x60W E14

CE ENEC

USA & CANADA


5x40W E12

Novecento nasce dal desiderio di rileggere in chiave contemporanea il tradizionale lampadario muranese. Le sue forme, eleganti e fluide, richiamano la classicità del candeliere veneziano, reinterpretata attraverso un segno essenziale e attuale. Protagonista assoluto è il vetro, disponibile nelle finiture cristallo trasparente o bianco rigadin: le sottili rigature radiali che ne attraversano la superficie evocano il movimento armonico dei bracci dei lampadari storici, regalando alla luce un effetto vibrante e prezioso. La sospensione è proposta in tre dimensioni, pensate per adattarsi con eleganza a spazi di diversa scala e carattere. Le altre tipologie: soffitto, tavolo e terra riprendono la silhouette iconica della sospensione, reinterpretandola con proporzioni e dettagli calibrati.

Novecento was born from the desire to reinterpret the traditional Murano chandelier in a contemporary key. Its elegant, fluid shapes recall the classic Venetian candelabra, renewed through a clean and modern design. The true protagonist is the glass, available in clear crystal or white rigadin finishes. The fine radial grooves across its surface evoke the graceful movement of historical chandelier arms, giving the light a vibrant and precious effect. The suspension is offered in three sizes, designed to suit spaces of different scales and characters with elegance. The other types: ceiling, table, and floor retain the iconic silhouette of the suspension, reinterpreted with refined proportions and details.



Finitura vetro / Glass finish



BC/RI



CR/RI

Finitura struttura / Frame finish



CR

Collezione / Collection



152



400



408

DIAMANTE

design Vistosi 2003



Diamante PL G

DIAMANTE PL G



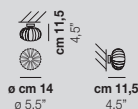
1x77W E27



USA & CANADA .CULUS

1x60W E26

DIAMANTE FA



1x60W G9 / LED D



USA & CANADA .CULUS

1x60W G9 / LED D

Diamante è una collezione che si distingue per l'elegante lavorazione artigianale del vetro. Il diffusore viene soffiato all'interno di una gabbia metallica che imprime al cristallo una serie di raggi verticali, partendo dal centro della lampada e percorrendone tutta la superficie. Questa tecnica conferisce al vetro trasparente una poesia unica: quando la lampada è spenta, il gioco delle incisioni crea riflessi preziosi; quando è accesa, la luce si arricchisce di sfumature vibranti e suggestive. Disponibile con sorgente tradizionale o LED integrata. Proposta nelle tipologie sospensione, soffitto e faretto.


Diamante is a collection that stands out for its refined artisanal glasswork. The diffuser is blown inside a metal cage that imprints a series of vertical rays radiating from the center of the lamp across the entire surface of the glass. This unique technique gives the transparent crystal glass a poetic quality: when the lamp is off, the etched lines create precious reflections; when lit, the light is enriched with vibrant and evocative nuances. Available with traditional or integrated LED light source. Offered in suspension, ceiling, and spotlight types.

Finitura vetro / Glass finish



CR

Finitura struttura / Frame finish



NI

LED Europe/International



D 9W - 1100lm/1200lm - 2700K/3000K - DIM2/DIM3

LED Usa & Canada



D 9W - 1100lm/1200lm - 2700K/3000K - DIM2/DIM3

Collezione / Collection



230

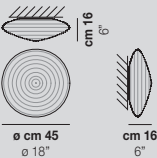
SPIRIT

design Marco Acerbis 2013



Spirit PP 45

SPIRIT PP 45



2x77W E27



USA & CANADA

2x60W E26

La silhouette di Spirit ricorda quella di un diamante soffiato nel vetro. La texture che caratterizza il diffusore nasce da una particolare tecnica di soffiatura all'interno di una gabbia. Questa lavorazione permette di catturare la luce e rifletterla, creando giochi di luce unici. Disponibile nelle tipologie sospensione, soffitto e parete con sorgente luminosa tradizionale. Finitura vetro cristallo trasparente; finitura montatura nickel satinato.


The silhouette of the Spirit resembles that of a diamond blown in glass. The texture characterizing the diffuser is created using a special blowing technique inside a cage. This process allows the light to be captured and reflected, creating unique light effects. Available in suspension, ceiling, and wall types with traditional light source. Glass finish in transparent crystal; frame finish in satin nickel.

Finitura vetro / Glass finish




CR/TR

Finitura struttura / Frame finish



BO



NI

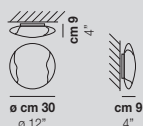
Collezione / Collection



220

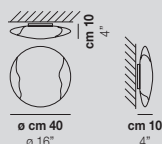


LIO PP 30



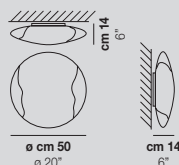
1x77W E27 / **LED F**
CE **CB ENEC**
USA & CANADA
 1x60W E26 / **LED F**

LIO PP 40



1x77W E27 / **LED F**
CE **CB ENEC**
USA & CANADA
 1x60W E26 / **LED F**

LIO PP 50



2x77W E27 / **LED G**
CE **CB ENEC**
USA & CANADA
 2x60W E26 / **LED G**

Lio è una collezione dal design minimalista e raffinato, che valorizza la sorgente luminosa grazie a una fascia di vetro bianco lucido racchiusa tra strati di cristallo. La forma semplice del diffusore cilindrico è ripresa, con leggere variazioni, anche nelle versioni da parete e da tavolo. Nelle versioni a soffitto e a parete, il diffusore assume una seconda forma, circolare, ed è disponibile in tre misure, mantenendo la particolare lavorazione del vetro che alterna fasce di cristallo e vetro bianco lucido. La collezione è disponibile con sorgente tradizionale o LED integrato.


Lio is a collection with a minimalist and refined design that enhances the light source through a glossy white glass band encased between layers of crystal. The simple cylindrical shape of the diffuser is echoed, with slight variations, in the wall and table versions. In the ceiling and wall-mounted versions, the diffuser takes on a second, circular shape and is available in three sizes, maintaining the distinctive glasswork that alternates crystal and glossy white glass bands. The collection is available with either a traditional light source or integrated LED.

Finitura vetro / Glass finish



CR/BC

Finitura struttura / Frame finish



BO

LED Europe/International **CE ENEC**
F 12W - 24V - 1700lm - 2700K/3000K - DIM2/DIM3
G 19W - 39V - 2850lm - 2700K/3000K - DIM2/DIM3

LED Usa & Canada
F 12W - 24V - 1700lm - 2700K/3000K - DIM2/DIM3
G 19W - 39V - 2850lm - 2700K/3000K - DIM2/DIM3

Collezione / Collection



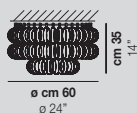
ECOS

design Renato Toso, Noti Massari & Associati 2007



Ecos PL 90

ECOS PL 60A



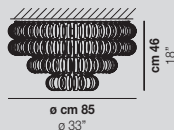
3x77W E27



USA & CANADA

3x60W E26

ECOS PL 90



5x77W E27



USA & CANADA

5x60W E26


Un anello, infinite combinazioni. La matrice da cui nasce l'idea della collezione Ecos è una sola: l'anello di vetro. Questo elemento distintivo rende la collezione estremamente personalizzabile in termini di forme e dimensioni, per un'illuminazione originale e scenografica. Disponibile in vetro bianco o cristallo, entrambi con lavorazione rigadin. Parti metalliche nelle finiture bronzo satinato o cromo lucido. Proposta nelle versioni a sospensione, soffitto, parete e terra.

One ring, endless combinations. The concept behind the Ecos collection is based on a single element: the glass ring. This distinctive shape makes the collection highly customizable in both form and size, offering truly original lighting solutions. Available in white or clear crystal glass, both with rigadin texture. Metal parts come in satin bronze or polished chrome finishes. Offered in pendant, ceiling, wall, and floor versions.

Finitura vetro / Glass finish




BC/RI




CR/RI

Finitura struttura / Frame finish



BS



CR



Collezione / Collection



180



368



412

GIOGALI
design Angelo Mangiarotti 1967



Giojali PL CA1



Giogali PL CA3

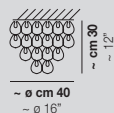




Giogali PL 80



GIOGALI PL 40



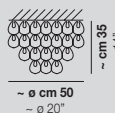
2x60W E14



USA & CANADA

2x40W E12

GIOGALI PL 50



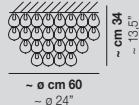
4x77W E27



USA & CANADA

4x60W E26

GIOGALI PL 60



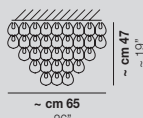
4x77W E27



USA & CANADA

4x60W E26

GIOGALI PL 65Q



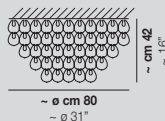
4x77W E27



USA & CANADA

4x60W E26

GIOGALI PL 80



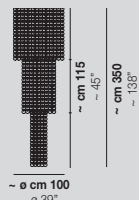
5x77W E27



USA & CANADA

5x60W E26

GIOGALI PL CA1



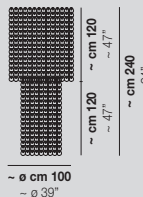
10x77W E27



USA & CANADA

10x60W E26

GIOGALI PL CA2



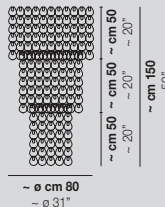
10x77W E27



USA & CANADA

10x60W E26

GIOGALI PL CA3



7x77W E27



USA & CANADA

7x60W E26

Giogali è una collezione iconica che unisce arte vetraria e design modulare. I ganci in vetro si intrecciano tra loro formando trame di cristallo che creano giochi di luce unici. Disponibile in diverse tipologie e in 10 finiture vetro, si adatta a qualsiasi stile, offrendo la massima libertà compositiva per soluzioni su misura.

Giogali is an iconic collection that blends glassmaking artistry with modular design. Glass hooks interlace to create crystal textures that generate unique light effects. Available in various types and 10 glass finishes, it suits any style and offers maximum compositional freedom for bespoke solutions.


Finitura vetro / Glass finish



BC



CR/AG



CR/AM




CR/BR




CR/FU



CR/NN



CR/OR



CR/RA




CR/TR



NE

Finitura struttura / Frame finish



BR



CR

Collezione / Collection



194



370



414

MINIGIOGALI

design Angelo Mangiarotti 1967

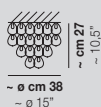




Minigiogali PL 60 / 65Q



MINIGIOGALI PL 40



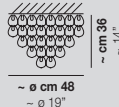
2x60W E14



USA & CANADA

2x40W E12

MINIGIOGALI PL 50



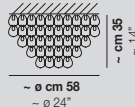
4x77W E27



USA & CANADA

4x60W E26

MINIGIOGALI PL 60



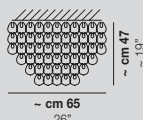
4x77W E27



USA & CANADA

4x60W E26

MINIGIOGALI PL 65Q



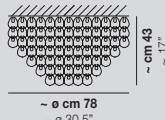
4x77W E27



USA & CANADA

4x60W E26

MINIGIOGALI PL 80



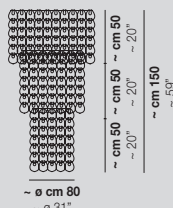
5x77W E27



USA & CANADA

5x60W E26

MINIGIOGALI PL CA3



7x77W E27




USA & CANADA

7x60W E26

Minigiogali si ispira al gancio in cristallo della collezione Giogali, ma in una versione dalle dimensioni più contenute. Questa variante più essenziale conserva l'eleganza modulare tipica della collezione, offrendo la massima libertà compositiva per soluzioni su misura. Disponibile in diverse tipologie e dieci finiture vetro, Minigiogali rappresenta la scelta ideale per ambienti che richiedono un tocco di leggerezza ed eleganza.

Minigiogali draws inspiration from the crystal hook of the Giogali collection, reinterpreted in a smaller scale. This more essential version retains the modular elegance of the original, offering maximum freedom for custom compositions. Available in various configurations and ten glass finishes, Minigiogali is the perfect choice for spaces that call for a touch of lightness and elegance.


Finitura vetro / Glass finish



BC



CR/AG



CR/AM




CR/BR




CR/FU



CR/NN



CR/OR



CR/RA




CR/TR



NE

Finitura struttura / Frame finish



BR



CR

Collezione / Collection



202



371



390



415



Damasco FA C

DAMASCO FA C

1x60W G9 / **LED D**

CE

USA & CANADA

 1x60W G9 / **LED D**

DAMASCO

design Paolo Crepax 2003

Damasco è una collezione realizzata con la tecnica a bozzolo, in cui l'originale decoro diventa materia: fili di vetro trasparente fuso si sovrappongono per creare una texture in rilievo. È possibile scegliere tra tre forme diverse di diffusore, installabili come pendenti singoli o in configurazioni multiple con rosone. Disponibile con sorgente tradizionale o LED integrata. Proposta nelle tipologie sospensione, soffitto, parete e tavolo.


Damasco is a collection crafted using the cocoon technique, where decorative glass threads fuse and layer to form a raised texture that becomes tangible material. You can choose between three diffuser shapes, installable as single pendants or in multi-light configurations with a canopy. Available in traditional or integrated LED versions. Offered in suspension, ceiling, and wall versions.

Finitura vetro / Glass finish



CR/CR

Finitura struttura / Frame finish



NI

LED Europe/International



D 9W - 34V - 1100 lm/1200 lm - 2700K/3000K - DIM2/DIM3

LED Usa & Canada



D 9W - 34V - 1100 lm/1200 lm - 2700K/3000K - DIM2/DIM3

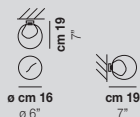
Collezione / Collection





Poc FA 16

POC FA 16



1x60W G9 / LED D
 CE CB ENEC
 USA & CANADA
 1x60W G9 / LED D


POC

design Vistosi 2003

Poc è una collezione elegante e raffinata, resa unica dalla preziosa lavorazione "a membrana" del diffusore sferico. Le due metà in vetro bianco lucido sono unite da una membrana interna verticale in cristallo trasparente, la cui lavorazione manuale rende ogni pezzo unico, creando affascinanti variazioni di intensità luminosa e colore. Finitura metallica in acciaio satinato. Disponibile con sorgente tradizionale o LED integrato. Altre tipologie disponibili: sospensione e tavolo.


Poc is an elegant and refined collection, distinguished by the precious "membrane" craftsmanship of its spherical diffuser. The two glossy white glass halves are joined by a vertical inner membrane made of transparent crystal, whose handcrafted detailing makes each piece unique, creating captivating variations in light intensity and color. Metal finish in matt steel. Available with traditional or integrated LED light source. Also available in suspension and table versions.

Finitura vetro / Glass finish



CR/BC

Finitura struttura / Frame finish



AVS

LED Europe/International



D 9W - 34V - 1100 lm/1200 lm - 2700K/3000K - DIM2/DIM3

LED Usa & Canada



D 9W - 34V - 1100 lm/1200 lm - 2700K/3000K - DIM2/DIM3

Collezione / Collection



226

TUBES

design Matthias Hickl per Lissoni Associati 2005



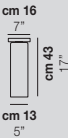
Tubes PL 15

TUBES PL 20



1x77W E27
CE ENEC
USA & CANADA
1x60W E26

TUBES PL 40



1x77W E27
CE ENEC
USA & CANADA
1x60W E26

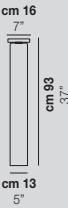
TUBES PL 60



1x77W E27
CE ENEC
USA & CANADA
1x60W E26

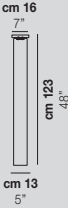
Tubes è una collezione che si distingue per una serie di cinque elementi lineari in vetro soffiato, ciascuno caratterizzato da una diversa lunghezza che conferisce personalità e ritmo all'insieme. La forma essenziale e slanciata dei diffusori si adatta con eleganza a molteplici configurazioni, trasformando la collezione in una soluzione versatile e raffinata per progetti d'illuminazione personalizzati. Disponibile nelle versioni sospensione e soffitto, questa collezione si veste di vetro bianco lucido e fumé trasparente, accompagnata da finiture metalliche in nickel opaco, per un equilibrio perfetto tra leggerezza e carattere.

TUBES PL 90



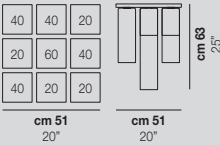
1x77W E27
CE ENEC
USA & CANADA
1x60W E26

TUBES PL 120



1x77W E27
CE ENEC
USA & CANADA
1x60W E26

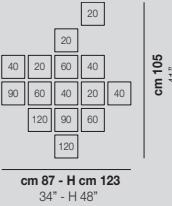
TUBES PL 9



9x77W E27
CE ENEC
USA & CANADA
9x60W E26

Tubes is a collection defined by a series of five linear blown glass elements, each distinguished by varying lengths that bring personality and rhythm to the ensemble. The essential and slender shape of the diffusers elegantly adapts to multiple configurations, making the collection a versatile and refined solution for customized lighting projects. Available in suspension and ceiling versions, the collection features glossy white and transparent smoky glass, complemented by matte nickel metal finishes, creating a perfect balance of lightness and character.

TUBES PL 15



15x77W E27
CE ENEC
USA & CANADA
15x60W E26

Finitura vetro / Glass finish




BC/LU



FU/TR

Finitura struttura / Frame finish



NO

Collezione / Collection



Parete / Wall

Sospensioni / <i>Suspensions</i>	31
Plafoniere / <i>Ceiling</i>	259
Tavolo / <i>Table</i>	373
Terra / <i>Floor</i>	403

Parete / Wall




Armonia
328



Balance
344



Damasco
364




Diadema
361



Ecos
368




Faro
338




Futura
357




Giogali
370




Globose
334




Jube
332




Lio
358



Lucciola
362




Minigiogali
371




Modulor
348



Neo chic
346




Peggy
352




Plissé
342




Plot Frame
354




Puppet
360




Puppet Ring
340




Riflesso
336



Stardust
366



Tier
350



Tread
356

ARMONIA

design Francesco Lucchese 2019

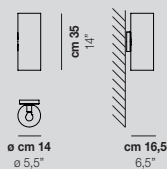




Armonia AP 15 / 18



ARMONIA AP 14



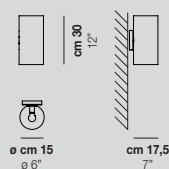
1x60W E14

CE ENEC

USA & CANADA 

1x40W E12

ARMONIA AP 15



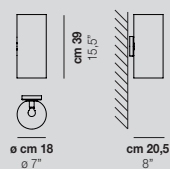
1x60W E14

CE ENEC

USA & CANADA 

1x40W E12

ARMONIA AP 18



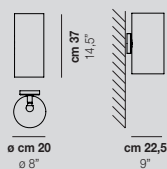
1x60W E14

CE ENEC

USA & CANADA 

1x40W E12

ARMONIA AP 20



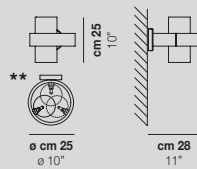
1x60W E14

CE ENEC

USA & CANADA 

1x40W E12

ARMONIA AP 25



1x60W G9

CE ENEC 

USA & CANADA


1x60W G9

** Diffusore posizionabile frontalmente, lato dx e lato sx
Diffuser can be positioned frontally, right side and left side

Armonia è una collezione dai connotati contemporanei che racchiude preziosi elementi della tradizione vetraria, come le lavorazioni "balloton" e rigadin, sia dritto che ritorto. I cilindri in vetro sono proposti in cinque diverse colorazioni e quattro finiture.

Armonia is a collection with a contemporary character that incorporates precious elements of glassmaking tradition, such as the "balloton" technique and both straight and twisted rigadin. The glass cylinders, are available in five different colors and four finishes.


Finitura vetro / Glass finish



AD/RI



AM/BT



AM/RI



CR/BT



CR/RB



CR/RI




CR/RV



FU/RB



FU/RI




FU/RV




TB/RV


Finitura struttura / Frame finish




BKS



NNS



N_O



N_R

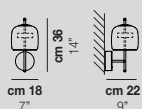
AP 25 solo N_O e N_R / AP 25 N_O and N_R only
AP 14, AP 15, AP 18, AP 20 solo BKS e NNS
AP 14, AP 15, AP 18, AP 20 BKS and NNS only

Collezione / Collection





JUBE AP S



1x8,5W LED 14

CE ENEC PS

USA & CANADA cULus

1x8,5W LED 14

Collezione dal fascino vintage, composta da quattro tipologie: sospensione, parete, tavolo e terra, tutte con sorgente LED integrata. I due diffusori più grandi, nella versione a sospensione, sono disponibili anche in una seconda configurazione che prevede l'aggiunta di un secondo diffusore in vetro bianco lucido nella parte inferiore.

Collection with a vintage charm, available in four types: suspension, wall, table, and floor, all featuring integrated LED sources. The two larger diffusers, in the suspension version, are also offered in a second configuration that includes an additional glossy white glass diffuser on the lower part.

Finitura vetro / Glass finish




AA/TR




CR/TR



FU/TR




TB/TR




VA/TR


Finitura struttura / Frame finish



AVS



NEO



OS



LED Europe/International CE ENEC PS

14 8,5W - 1200 lm - 2700K/3000K - DIM2/DIM3

LED Usa & Canada cULus

14 8,5W - 1200 lm - 2700K/3000K - DIM2/DIM3

Collezione / Collection



34



380

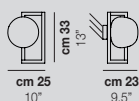


406

GLOBOSE

design Romani Saccani Architetti Associati 2025





1x60W E14

CE ENEC


USA & CANADA .CULUS

1x40W E12

Globose è una collezione dinamica e versatile. La sospensione, disponibile in due dimensioni con quattro o sei diffusori, consente di distribuire la luce a 360°, valorizzando lo spazio. La collezione gioca sull'equilibrio tra due elementi visivamente contrastanti: la rigidità geometrica della struttura e la morbidezza delle forme dei diffusori in vetro soffiato disponibili in due finiture bianco sfumato e una nuova texture cristallo trasparente che ricorda il vetro martellato. La montatura a sezione quadrata si sviluppa in modo fluido e continuo, dando vita a linee ortogonali che si intrecciano e si richiudono su sé stesse. Disponibile anche nella versione applique.

Globose is a dynamic and versatile collection. The pendant version, available in two sizes with four or six diffusers, provides 360° light distribution, enhancing the space. The collection plays on the balance between two visually contrasting elements: the geometric rigidity of the structure and the softness of the blown glass diffusers, available in two finishes shaded white and a new transparent crystal texture inspired by hammered glass. The square-section frame develops in a fluid, continuous way, forming orthogonal lines that intersect and fold back onto themselves. Also available in a wall type.

Finitura vetro / Glass finish




BC/SF




CR/TT

Finitura struttura / Frame finish



BR2



NEO



Collezione / Collection



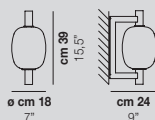
134

RIFLESSO

design Chiaramonte & Marin 2023



RIFLESSO AP P



1x12W LED C

CE ENEC

USA & CANADA



1x12W LED C

Riflesso è una collezione in cui la leggerezza del vetro, declinata in quattro forme diverse, diventa protagonista. È dotata di sorgente LED integrata in tutte le versioni e propone tre nuove varianti a sospensione con doppio LED. Disponibile nelle tipologie a sospensione, parete e tavolo, in quattro finiture vetro e due finiture montatura.

Riflesso is a collection where the lightness of glass, available in four different shapes, takes center stage. It features integrated LED sources across all versions and introduces three new pendant variants with dual LED. Available in suspension, wall, and table types, with four glass finishes and two frame finishes.


Finitura vetro / Glass finish



AM/TR




CR/TR




FU/TR

Finitura struttura / Frame finish



BKS



RAV

LED Europe/International

CE ENEC

C 12W - 1500lm/1600lm - 2700K/3000K - DIM2/DIM3

LED Usa & Canada



C 12W - 1500lm/1600lm - 2700K/3000K - DIM2/DIM3

Collezione / Collection



70



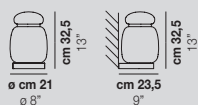
376

FARO

design Oriano Favaretto 2025



Faro AP S



1x8,5W LED 14

CE ENEC

USA & CANADA 

1x8,5W LED 14

Collezione dalle forme sinuose e moderne, composta da due diffusori in vetro armoniosamente uniti tra loro da un anello metallico. Il primo vetro con finitura trasparente colorata si fonde visivamente con il secondo vetro bianco lucido, che nasconde la sorgente LED integrata. La collezione è stata ampliata ed è ora disponibile nelle tipologie sospensione, soffitto, parete, tavolo in diverse varianti.

Collection featuring sinuous, modern shapes, composed of two glass diffusers harmoniously joined by a metal ring. The first diffuser, made of colored transparent glass, visually blends with the second in glossy white glass, which conceals the integrated LED source. The collection has been expanded and is now available in suspension, ceiling, wall, and table versions in various configurations.

Finitura vetro / Glass finish



AD/BC



CR/BC




TB/BC




VA/BC

Finitura struttura / Frame Finish



NEO



OTV

LED Europe/International

CE ENEC

14 8,5W - 1200lm - 2700K/3000K - DIM2/DIM3

LED Usa & Canada



14 8,5W - 1200 lm - 2700K/3000K - DIM2/DIM3

Collezione / Collection



50



262



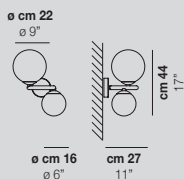
384

PUPPET RING

design Romani Saccani Architetti Associati 2019



PUPPET RING AP 2



2x60W G9



USA & CANADA




2x60W G9


L'elemento distintivo di questo modello della collezione Puppet Ring sono gli anelli con diametro crescente, che possono essere accostati con sequenze differenti per costituire l'armatura su cui andare ad appoggiare le preziose sfere in vetro di tre dimensioni differenti che si fondono con la struttura grazie ad una preformatura interna al vetro soffiato. Esteticamente leggero ed elegante, Puppet Ring coniuga in modo etereo vetro cristallo, fumé, ambra e bianco sfumato con finiture oro e nickel nero satinato.

The distinctive feature of this model from the Puppet Ring collection are the rings with increasing diameter. They can be combined in different sequences to form the framework on which the precious glass spheres in three different sizes are placed, blending with the structure thanks to a preformation inside the blown glass. Aesthetically light and elegant, Puppet Ring ethereally combines crystal, smoky, amber and shaded white glass with gold and black matt nickel finishes.

Finitura vetro / Glass finish




AM/TR



BC/SF




CR/TR




FU/TR

Finitura struttura / Frame finish



BKS



NNS



Collezione / Collection



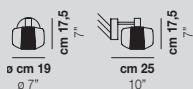
112

PLISSÉ

design Chiaramonte & Marin 2023



PLISSÉ AP P



1x12W LED C

CE ENEC

USA & CANADA 


1x12W LED C




Plissé è una collezione dallo charme d'altri tempi. Il diffusore in vetro soffiato cela un delicato paralume in tessuto. Cinque finiture vetro, quattro colori di tessuto e due finiture per la montatura tra cui scegliere. Disponibile nelle tipologie a sospensione, in tre dimensioni e parete. Sorgente LED integrata.

Plissé is a collection with a timeless charm. The blown glass diffuser conceals a delicate fabric lampshade. Available in five glass finishes, four fabric colors, and two metal frame finishes. Available in suspension, in three sizes, and wall types. Integrated LED light source.


Finitura vetro / Glass finish




AD



CR



FU




TB




VA


Plissé / Plissé




PS



P1




P2




P3

Finitura struttura / Frame finish



AVS



BR2

LED Europe/International

CE ENEC

C 12W - 1500lm/1600lm - 2700K/3000K - DIM2/DIM3

LED Usa & Canada



C 12W - 1500lm/1600lm - 2700K/3000K - DIM2/DIM3

Collezione / Collection



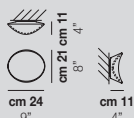
42

BALANCE

design Pio e Tito Tosco 2011



BALANCE PP 24



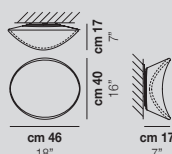
1x46W E14



USA & CANADA

1x40W E12

BALANCE PP M



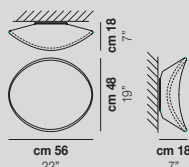
2x77W E27 / LED G



USA & CANADA

2x60W E26 / LED G

BALANCE PP G



2x77W E27 / LED G




USA & CANADA

2x60W E26 / LED G

Balance è una collezione in vetro soffiato incamiciato bianco lucido, ispirata all'armonia delle orbite planetarie. Il diffusore, con la sua silhouette fluida, crea un segno distintivo che arricchisce lo spazio con eleganza e carattere. Raffinata come elemento singolo, Balance rivela tutta la sua forza espressiva in composizioni multiple, diventando protagonista di scenografie luminose dal forte impatto visivo. È disponibile con sorgente tradizionale o LED integrato, nelle versioni a sospensione, soffitto e parete, in tre diverse dimensioni.

Balance is a collection in glossy white layered blown glass, inspired by the harmony of planetary orbits. The diffuser, with its fluid silhouette, creates a distinctive presence that enriches any space with elegance and character. Refined as a standalone piece, Balance reveals its full expressive power in multiple compositions, becoming the centerpiece of luminous settings with strong visual impact. Available with traditional or integrated LED light sources, in suspension, ceiling, and wall types, and in three different sizes.

Finitura vetro / Glass finish




BC/LU

Finitura struttura / Frame finish



BC



BO

PP 24 solo BC / PP 24 only BC

PP M, PP G solo BO / PP M, PP G only BO

LED Europe/International




G 19W - 2850 lm - 2700K/3000K - DIM2/DIM3

LED Usa & Canada



G 19W - 2850 lm - 2700K/3000K - DIM2/DIM3

Collezione / Collection



248

292



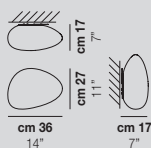
NEOCHIC

design Chiaramonte & Marin 2013



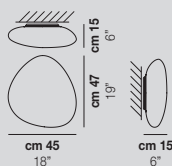
Neochic PP P / M / G / R

NEOCHIC PP P



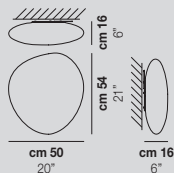
1x77W E27 / **LED F**
CE **CB** **ERL** **CCC**
USA & CANADA **UL**
 1x60W E26 / **LED F**

NEOCHIC PP M



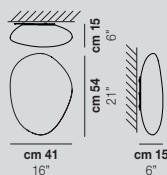
2x77W E27 / **LED G**
CE **CB** **ERL** **CCC**
USA & CANADA **UL**
 2x60W E26 / **LED G**

NEOCHIC PP G



2x77W E27 / **LED G**
CE **CB** **ERL** **CCC**
USA & CANADA **UL**
 2x60W E26 / **LED G**

NEOCHIC PP R




2x77W E27 / **LED G**
CE **CB** **ERL** **CCC**
USA & CANADA **UL**
 2x60W E26 / **LED G**



Neochic è una collezione che celebra la purezza e l'unicità del vetro soffiato. Quattro sagome morbide e asimmetriche in vetro bianco satinato, che esprimono un'estetica minimale dal carattere deciso. Nella tipologia soffitto e parete grazie alla particolare montatura, completamente nascosta all'interno del vetro, garantisce un'aderenza ottimale alla superficie di installazione, riducendo al minimo la distanza dal supporto. È disponibile con sorgente tradizionale o LED integrato, nelle versioni sospensione, soffitto e parete.


Neochic is a collection that celebrates the purity and uniqueness of blown glass. Four soft, asymmetrical shapes in satin white glass express a minimal aesthetic with a bold character. In the ceiling and wall versions, thanks to the special mounting system completely concealed within the glass, it ensures optimal adherence to the installation surface, minimizing the distance from the support. Available with traditional or integrated LED light sources, in pendant, ceiling, and wall types.

Finitura vetro / Glass finish



BC/ST

Finitura struttura / Frame finish



BO

LED Europe/International **CE ERL**

F 12W - 1700lm - 2700K/3000K - DIM2/DIM3


G 19W - 2850lm - 2700K/3000K - DIM2/DIM3

LED Usa & Canada **UL**

F 12W - 1700lm - 2700K/3000K - DIM2/DIM3

G 19W - 2850lm - 2700K/3000K - DIM2/DIM3

Collezione / Collection



250

290

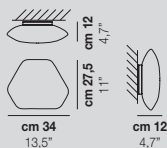
MODULOR

design Pio e Tito Toso 2023



Modulor PP 3

MODULOR PP M



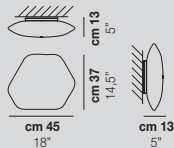
1x77W E27 / LED F

CE ENEC

USA & CANADA cULus

1x60W E26 / LED F

MODULOR PP G



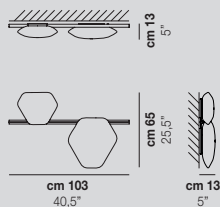
1x77W E27 / LED G

CE ENEC

USA & CANADA cULus

1x60W E26 / LED G

MODULOR PP 1



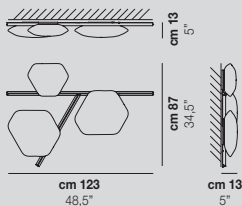
12W+19W / LED 99

CE ENEC

USA & CANADA cULus

12W+19W / LED 99

MODULOR PP 2



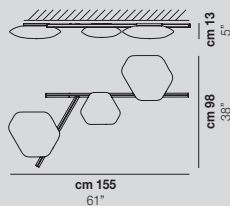
12W+2x19W / LED 98

CE ENEC

USA & CANADA cULus

12W+2x19W / LED 98

MODULOR PP 3



12W+2x19W / LED 98

CE ENEC

USA & CANADA cULus

12W+2x19W / LED 98

Collezione composta da diffusori in vetro bianco satinato, caratterizzati da due diverse geometrie esagonali irregolari. Nelle versioni da parete e soffitto, che prevedono l'utilizzo di frame metallici con due o tre lampade, ognuna dotata di proprio driver, la montatura pre-cablata consente il decentramento degli elementi, permettendo l'alimentazione di più corpi illuminanti da un unico punto luce. Disponibile con sorgente LED integrata o tradizionale.


Collection composed of matt white glass diffusers, featuring two distinct irregular hexagonal geometries. In the wall and ceiling versions, which include metal frames with two or three light fixtures each equipped with its own driver, the pre-wired mounting system allows for the decentering of the elements, enabling multiple lights to be powered from a single electrical point. Available with integrated LED or traditional light source.

Finitura vetro / Glass finish




BC/ST


Finitura struttura / Frame Finish



BO



NEO



OTV

PPM, PP G solo BO / PPM, PP G only BO

PP 1, PP 2, PP 3 solo NEO e OTV

PP 1, PP 2, PP 3 NEO and OTV only

LED Europe/International

CE ENEC

F 12W - 1700 lm - 2700K/3000K - DIM2/DIM3

G 19W - 2850 lm - 2700K/3000K - DIM2/DIM3

98 1xLED F + 2xLED G

99 1xLED F + 1xLED G

LED Usa & Canada

cULus


F 12W - 1700 lm - 2700K/3000K - DIM2/DIM3

G 19W - 2850 lm - 2700K/3000K - DIM2/DIM3

98 1xLED F + 2xLED G

99 1xLED F + 1xLED G

Collezione / Collection



244

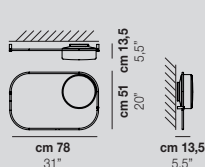
278

TIER

design Debonademeo 2023



TIER PP P



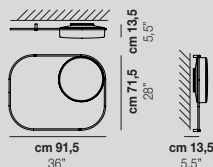
1x12W LED F



USA & CANADA 

1x12W LED F

TIER PP M



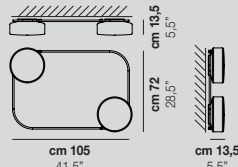
1x19W LED G



USA & CANADA 

1x19W LED G

TIER PP 2P



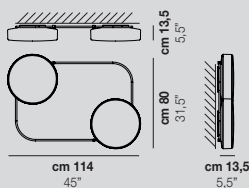
12W+19W LED 97



USA & CANADA 

12W+19W LED 97

TIER PP 2M



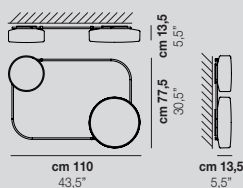
1x19W+1x19W LED 96



USA & CANADA 

1x19W+1x19W LED 96

TIER PP MP



1x12W+1x19W LED 95




USA & CANADA 

1x12W+1x19W LED 95

Tier è composta da frame metallici che racchiudono diffusori in vetro bianco satinato, disponibili in due dimensioni. Due configurazioni prevedono l'utilizzo di una singola lampada abbinata a un frame metallico decorativo. Tre configurazioni, invece, prevedono due diffusori e un frame metallico elettrificato che collega entrambi gli apparecchi utilizzando un unico punto luce. Queste ultime permettono inoltre di abbinare due frame metallici decorativi da collocare esternamente ai diffusori mediante appositi distanziatori.


Tier consists of metal frames enclosing matt white glass diffusers, available in two sizes. Two configurations feature a single lamp combined with a decorative metal frame. Three configurations instead feature two diffusers and an electrified metal frame that connects both units using a single light point. These latter configurations also allow two decorative metal frames to be added externally to the diffusers by means of special spacers.

Finitura vetro / Glass finish



BC/ST

Finitura struttura / Frame Finish



OTV

LED Europe/International



F 12W - 1700 lm - 2700K/3000K - DIM2/DIM3

G 19W - 2850 lm - 2700K/3000K - DIM2/DIM3

95 1xLED F + 1xLED G

96 2xLED G

97 2xLED F

LED Usa & Canada



F 12W - 1700 lm - 2700K/3000K - DIM2/DIM3

G 19W - 2850 lm - 2700K/3000K - DIM2/DIM3

95 1xLED F + 1xLED G

96 2xLED G

97 2xLED F

Collezione / Collection

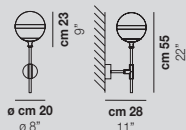


PEGGY

design Hangar Design Group 2017



PEGGY AP



1x60W E14




USA & CANADA

1x40W E12

Peggy nasce dall'incontro di opposte polarità cromatiche e materiche. Un progetto illuminotecnico che unisce la leggerezza del vetro soffiato bianco lucido, lavorato interamente a mano, alla forza espressiva del metallo: nero lucido o ottone anticato. Un connubio di grande impatto visivo, capace di esprimere al contempo razionalità ed eleganza. Disponibile come sospensione, in versione singola o a nove luci, oltre che nelle tipologie parete e terra.


Peggy is born from the meeting of opposing chromatic and material polarities. A lighting design project that combines the lightness of glossy white blown glass, entirely handmade, with the expressive strength of metal: glossy black or antique brass. A combination with great visual impact, capable of expressing both rationality and elegance. Available as a suspension, in single or nine-light versions, as well as in wall and floor types.

Finitura vetro / Glass finish




BC/LU

Finitura struttura / Frame finish



NEL



OT



Collezione / Collection



148



409

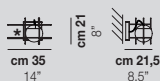
PLOT FRAME

design Chiaramonte & Marin 2020



Plot Frame AP

PLOT FRAME AP 1



1x11W LED 09

CE ENEC

USA & CANADA cULus


1x11W LED 09

* Elemento luminoso in vetro orientabile.
Adjustable glass light element.

Plot Frame è una collezione caratterizzata da una struttura in metallo nero opaco, disegnata come una trama all'interno della quale sembrano muoversi liberamente sfere in vetro bianco lucido. È disponibile nelle tipologie a sospensione in due varianti, a parete installabile sia in verticale che in orizzontale e terra. Sorgente LED integrata.


Plot Frame is a collection featuring a matte black metal structure, designed as a mesh within which glossy white glass spheres appear to move freely. It is available in suspension versions in two variants, as a wall fixture that can be installed both vertically and horizontally, and as a floor lamp. Integrated LED light source.

Finitura vetro / Glass finish



BC/LU

Finitura struttura / Frame finish



NEO

LED Europe/International CE ENEC

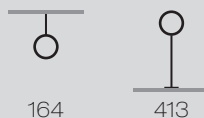
09 11W - 1700lm - 2700K/3000K - DIM2/DIM3

LED Usa & Canada cULus

09 11W - 1700lm - 2700K/3000K - DIM2/DIM3



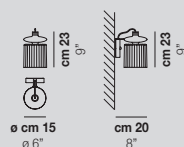
Collezione / Collection



164

413

TREAD AP



1x12W LED 13

CE ENEC

USA & CANADA

1x12W LED 13


TREAD

design Chiaramonte & Marin 2019


La "tecnicità" dell'elemento metallico unito al diffusore in vetro soffiato conferisce a Tread uno stile "industriale". Un oggetto che ricorda le apparecchiature elettriche vintage per la sua forma particolare, in cui il dissipatore alettato, unito al vetro soffiato, diviene elemento caratterizzante. Sorgente LED integrata.

The "technicity" of the metal element combined with the blown glass diffuser gives Tread an "industrial" style. An object reminiscent of vintage electrical equipment for its particular shape, in which the finned heat sink, combined with blown glass, becomes a distinctive element. Integrated LED light source.


Finitura vetro / Glass finish




CR/TR



FU/TR




TB/TR




VA/TR

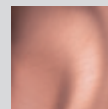
Finitura struttura / Frame finish



BHS



BKS



RAS

LED Europe/International



13 12W - 1500lm/1600lm - 2700K/3000K - DIM2/DIM3

LED Usa & Canada



13 12W - 1500lm/1600lm - 2700K/3000K - DIM2/DIM3

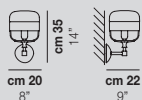
Collezione / Collection





Futura AP P

FUTURA AP P



1x77W E27



USA & CANADA

1x60W E26

FUTURA

design Hangar Design Group 2015

Futura è una collezione di lampade in un unico pezzo di vetro soffiato, realizzato con una tecnica speciale che crea un raffinato doppio effetto: nella parte superiore il cristallo trasparente, mentre in quella inferiore il vetro incamiciato colorato nasconde la sorgente luminosa. È disponibile in tre diverse cromie: ambra con anello in ottone, bianco con anello nero opaco e fumé con anello marrone. La versione con diffusore interamente in cristallo trasparente è invece proposta con anello in rame o nero opaco. La collezione è disponibile nelle versioni a sospensione, soffitto, parete, tavolo e terra.

Futura is a collection of lamps made from a single piece of hand-blown glass, crafted using a special technique that creates a refined double effect: transparent crystal on the upper part, while the colored cased glass on the lower part conceals the light source. It is available in three different color combinations: amber with a brass ring, white with a matt black ring, and fumé with a brown ring. The version with a fully transparent crystal diffuser is instead offered with a copper or matt black ring. The collection is available in suspension, ceiling, wall, table, and floor versions.

Finitura vetro / Glass finish



AM/OT




BC/NEO



CR/NEO




CR/RA



FU/MA

Finitura struttura / Frame finish



NEO

Collezione / Collection



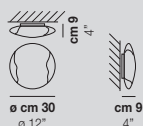
LIO

archivio storico Vetreria Vistosi 1972



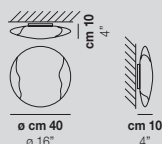
Lio AP 48

LIO PP 30



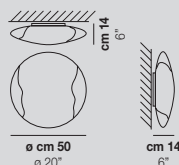
1x77W E27 / **LED F**
CE **CB ENEC**
USA & CANADA
 1x60W E26 / **LED F**

LIO PP 40



1x77W E27 / **LED F**
CE **CB ENEC**
USA & CANADA
 1x60W E26 / **LED F**

LIO PP 50

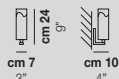


2x77W E27 / **LED G**
CE **CB ENEC**
USA & CANADA
 2x60W E26 / **LED G**

Lio è una collezione dal design minimalista e raffinato, che valorizza la sorgente luminosa grazie a una fascia di vetro bianco lucido racchiusa tra strati di cristallo. La forma semplice del diffusore cilindrico è ripresa, con leggere variazioni, anche nelle versioni da parete e da tavolo. Nelle versioni a soffitto e a parete, il diffusore assume una seconda forma, circolare, ed è disponibile in tre misure, mantenendo la particolare lavorazione del vetro che alterna fasce di cristallo e vetro bianco lucido. La collezione è disponibile con sorgente tradizionale o LED integrato.

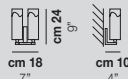
Lio is a collection with a minimalist and refined design that enhances the light source through a glossy white glass band encased between layers of crystal. The simple cylindrical shape of the diffuser is echoed, with slight variations, in the wall and table versions. In the ceiling and wall-mounted versions, the diffuser takes on a second, circular shape and is available in three sizes, maintaining the distinctive glasswork that alternates crystal and glossy white glass bands. The collection is available with either a traditional light source or integrated LED.

LIO AP L1 P



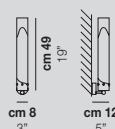
1x60W G9
CE **ERAC**
USA & CANADA
 1x60W G9

LIO AP L2 P



2x60W G9
CE **ERAC**
USA & CANADA
 2x60W G9

LIO AP 48




1x77W E27
CE **ERAC**
USA & CANADA
 1x60W E26

Finitura vetro / Glass finish




CR/BC

Finitura struttura / Frame finish



BO



NI

PP 30, PP 40, PP 50 solo BO / PP 30, PP 40, PP 50 only BO
 APL1 P, APL2 P, AP 48 solo NI / APL1 P, APL2 P, AP 48 only NI

LED Europe/International **CE ENEC**

F 12W - 1700lm - 2700K/3000K - DIM2/DIM3

G 19W - 2850lm - 2700K/3000K - DIM2/DIM3

LED Usa & Canada

F 12W - 1700lm - 2700K/3000K - DIM2/DIM3

G 19W - 2850lm - 2700K/3000K - DIM2/DIM3

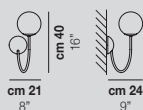
Collezione / Collection





Puppet AP P

PUPPET AP P



1x60W G9



USA & CANADA

1x60W G9


PUPPET

design Romani Sacconi Architetti 2015


I diffusori di Puppet sono realizzati con un'antica tecnica di soffiatura del vetro all'interno di una gabbia metallica, che imprime sulla superficie una serie di raggi verticali, generando riflessi di luce unici e suggestivi. Nella versione a sospensione, a cui si affiancano anche le tipologie da parete e da tavolo, Puppet può essere installata come caduta singola oppure in configurazioni multiple, con rosone lineare o tondo a più pendenti.

Puppet's diffusers are crafted using an ancient glass-blowing technique inside a metal cage, which imprints a series of vertical rays on the surface, creating unique and evocative light reflections. In the pendant type, complemented by wall and table, Puppet can be installed as a single element or in multiple configurations, with a linear or round canopy featuring multiple pendants.


Finitura vetro / Glass finish




AM/TR



BC/SF




CR/TR




FU/TR

Finitura struttura / Frame finish



CR



NEO

Collezione / Collection



102



391

DIADEMA

design Romani Saccani Architetti
Associati 2005

Luce in movimento. È la sensazione che pervade l'ambiente quando si accende una Diadema. Ogni composizione nasce da un singolo elemento: una canna in vetro di cristallo trasparente. Attraverso un sistema modulare che combina canne di diverse lunghezze, la luce si riflette e si propaga con dinamismo. Numerose le varianti e le possibilità di personalizzazione. Finiture metalliche: bronzo satinato o cromo lucido.


Light in motion. This is the sensation that fills the space when a Diadema is switched on. Each composition originates from a single element: a transparent crystal glass rod. Through a modular system that combines rods of different lengths, light reflects and spreads dynamically. Numerous variations and customization options are available. Metal finishes: matt bronze or glossy chrome.

Finitura vetro / Glass finish



CR

Finitura struttura / Frame finish



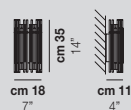
BS



CR

DIADEMA AP P

DIADEMA AP G

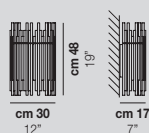


2x60W G9



USA & CANADA

2x60W G9



2x77W E27



USA & CANADA

2x60W E26



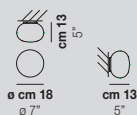
Collezione / Collection



186



LUCCIOLA FA 18



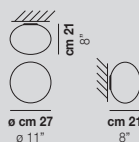
1x48W E14



USA & CANADA

1x40W E12

LUCCIOLA PP 27



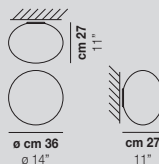
1x48W E14



USA & CANADA

1x40W E12

LUCCIOLA PP P



1x77W E27 / LED F

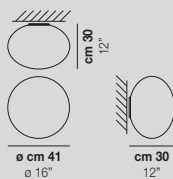


USA & CANADA

1x60W E26 / LED F

Lucciola è una collezione iconica che celebra l'eleganza del vetro soffiato. La forma ovale del diffusore in vetro satinato bianco è proposta in cinque diverse dimensioni, studiate per adattarsi con equilibrio a spazi di diversa ampiezza. La collezione si articola in cinque tipologie: sospensione, soffitto, parete, tavolo e terra garantendo versatilità e personalità in ogni ambiente. Le versioni a sospensione sono disponibili con finiture metalliche in bianco opaco o nickel satinato, per una perfetta integrazione con lo stile dello spazio. Disponibile con sorgente tradizionale o LED integrato.

LUCCIOLA PP M



3x77W E27 / LED F




USA & CANADA

3x60W E26 / LED F

Lucciola is an iconic collection that celebrates the elegance of blown glass. The oval-shaped diffuser, made of satin white glass, is available in five different sizes, designed to harmoniously suit spaces of various dimensions. The collection includes five types: suspension, ceiling, wall, table, and floor offering versatility and character in any setting. Suspension models come with metal finishes in matte white or satin nickel, allowing seamless integration with different interior styles. Available with traditional or integrated LED light sources.

Finitura vetro / Glass finish




BC/ST

Finitura struttura / Frame finish



BC



BO

FA 18, PP 27 solo BC / FA 18, PP 27 only BC

PP P, PP M solo BO / PP P, PP M only BO

LED Europe/International

F 12W - 1700lm - 2700K/3000K - DIM2/DIM3

LED Usa & Canada



F 12W - 1700lm - 2700K/3000K - DIM2/DIM3

Collezione / Collection



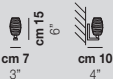
DAMASCO

design Paolo Crepax 2003



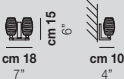
Damasco AP 2A P

DAMASCO AP 1A P



1x60W G9
CE ENEC (CCC) (PSE)
USA & CANADA (UL)us
1x60W G9

DAMASCO AP 2A P



2x60W G9
CE ENEC (CCC) (PSE)
USA & CANADA (UL)us
2x60W G9

Damasco è una collezione realizzata con la tecnica a bozzolo, in cui l'originale decoro diventa materia: fili di vetro trasparente fuso si sovrappongono per creare una texture in rilievo. È possibile scegliere tra tre forme diverse di diffusore, installabili come pendenti singoli o in configurazioni multiple con rosone. Proposta nelle tipologie sospensione, soffitto, parete e tavolo.


Damasco is a collection crafted using the cocoon technique, where decorative glass threads fuse and layer to form a raised texture that becomes tangible material. You can choose between three diffuser shapes, installable as single pendants or in multi-light configurations with a canopy. Offered in suspension, ceiling, and wall versions.

Finitura vetro / Glass finish



CR/CR

Finitura struttura / Frame finish



NI

Collezione / Collection



STARDUST

design Francesco Lucchese 2015

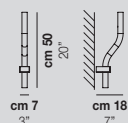


Stardust AP 3



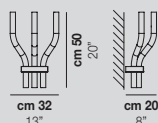
Stardust AP 1

STARDUST AP 1



1x60W G9
CE ENEC **PS**
USA & CANADA
 1x60W G9

STARDUST AP 3



3x60W G9
CE ENEC **PS**
USA & CANADA
 3x60W G9

Stardust è una collezione di lampade in cui l'eleganza del vetro soffiato e lavorato a mano si unisce a un design raffinato e funzionale. I bracci in vetro, delicati e leggeri, sembrano fluttuare sospesi, mentre le strutture metalliche celano con maestria un sistema originale di fissaggio e cablaggio, garantendo pulizia e armonia formale. Disponibile nelle versioni sospensione e applique, Stardust si distingue per il vetro cristallo trasparente con raffinata lavorazione rigadin e per la finitura in nickel nero della montatura, che aggiunge un tocco di modernità e carattere.


Stardust is a collection where the elegance of hand-blown glass arms meets refined and functional design. The delicate, airy glass arms seem to float suspended, while the metal structures skillfully conceal an original fixing and wiring system, ensuring a clean and harmonious form. Available as suspension and wall sconce, Stardust stands out for its transparent crystal glass with delicate rigadin texture and black nickel frame finish, adding a modern touch and character.

Finitura vetro / Glass finish



CR/RI

Finitura struttura / Frame finish



NN


Collezione / Collection



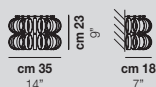
176

ECOS

design Renato Toso, Noti Massari & Ass.ti 2007



Ecos AP 35



2x60W G9



USA & CANADA



2x60W G9


Un anello, infinite combinazioni. La matrice da cui nasce l'idea della collezione Ecos è una sola: l'anello di vetro. Questo elemento distintivo rende la collezione estremamente personalizzabile in termini di forme e dimensioni, per un'illuminazione originale e scenografica. Disponibile in vetro bianco o cristallo, entrambi con lavorazione rigadin. Parti metalliche nelle finiture bronzo satinato o cromo lucido. Proposta nelle versioni a sospensione, soffitto, parete e terra.

One ring, endless combinations. The concept behind the Ecos collection is based on a single element: the glass ring. This distinctive shape makes the collection highly customizable in both form and size, offering truly original lighting solutions. Available in white or clear crystal glass, both with rigadin texture. Metal parts come in satin bronze or polished chrome finishes. Offered in suspension, ceiling, wall, and floor versions.

Finitura vetro / Glass finish




BC/RI



CR/RI

Finitura struttura / Frame finish



BS



CR



Collezione / Collection



180



308

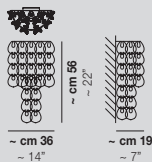


412

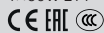


Giogali AP 2

GIOGALI AP



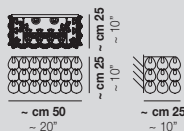
1x60W E14



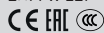
USA & CANADA

1x40W E12

GIOGALI AP 2



2x77W E27



USA & CANADA

2x60W E26

GIOGALI

design Angelo Mangiarotti 1967

Giogali è una collezione iconica che unisce arte vetraria e design modulare. I ganci in vetro si intrecciano tra loro formando trame di cristallo che creano giochi di luce unici. Disponibile in diverse tipologie e in 10 finiture vetro, si adatta a qualsiasi stile, offrendo la massima libertà compositiva per soluzioni su misura.

Giogali is an iconic collection that blends glassmaking artistry with modular design. Glass hooks interlace to create crystal textures that generate unique light effects. Available in various types and 10 glass finishes, it suits any style and offers maximum compositional freedom for bespoke solutions.

Finitura vetro / Glass finish



BC



CR/AG



CR/AM



CR/BR



CR/FU



CR/NN



CR/OR



CR/RA




CR/TR




NE

Finitura struttura / Frame finish



BR



CR

Collezione / Collection



194



310

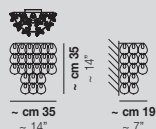


414

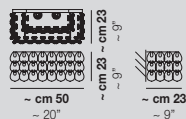


MINIGIOGALI AP

MINIGIOGALI AP 2



1x60W E14
CE ENEC
 USA & CANADA
 1x60W E12



2x77W E27
CE ENEC
 USA & CANADA
 2x60W E26

MINIGIOGALI

design Angelo Mangiarotti 1967

Minigiogali si ispira al gancio in cristallo della collezione Giogali, ma in una versione dalle dimensioni più contenute. Questa variante più essenziale conserva l'eleganza modulare tipica della collezione, offrendo la massima libertà compositiva per soluzioni su misura. Disponibile in diverse tipologie e dieci finiture vetro.

Minigiogali draws inspiration from the crystal hook of the Giogali collection, reinterpreted in a smaller scale. This more essential version retains the modular elegance of the original, offering maximum freedom for custom compositions. Available in various configurations and ten glass finishes.


Finitura vetro / Glass finish




BC



CR/AG



CR/AM




CR/BR




CR/FU



CR/NN



CR/OR



CR/RA




CR/TR



NE

Finitura struttura / Frame finish



BR



CR

Collezione / Collection



202



316



390




415

Tavolo / Table

Sospensioni / <i>Suspensions</i>	31
Plafoniere / <i>Ceiling</i>	259
Parete / <i>Wall</i>	325
Terra / <i>Floor</i>	403

Tavolo / Table




Alega
388



Anisette
386



Bissona
397




Damasco
401



Faro
384



Futura
393




Jube
380




Lio
396



Lucciola
394




Minigiogali
390



Naxos
398



Nessa
389




Novecento
400



Puppet
391



Riflesso
376



Tread
392

RIFLESSO

design Chiaramonte & Marin 2019

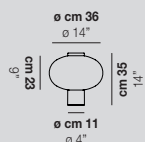




Rflesso LT 2 / LT 1



RIFLESSO LT 1



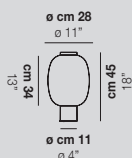
1x10,5W LED 05

CE ENEC

USA & CANADA

1x10,5W LED 05

RIFLESSO LT 2



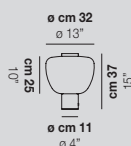
1x10,5W LED 05

CE ENEC

USA & CANADA

1x10,5W LED 05

RIFLESSO LT 3



1x10,5W LED 05

CE ENEC

USA & CANADA

1x10,5W LED 05

Riflesso è una collezione in cui la leggerezza del vetro, declinata in quattro forme diverse, diventa protagonista. È dotata di sorgente LED integrata in tutte le versioni e propone tre nuove varianti a sospensione con doppio LED. Disponibile nelle tipologie a sospensione, parete e tavolo, in quattro finiture vetro e due finiture montatura.

Riflesso is a collection where the lightness of glass, available in four different shapes, takes center stage. It features integrated LED sources across all versions and introduces three new pendant variants with dual LED. Available in suspension, wall, and table types, with four glass finishes and two frame finishes.

Finitura vetro / Glass finish




AA/TR



AM/TR



CR/TR




FU/TR

LT 1 solo AM/TR, CR/TR / LT 1 only AM/TR, CR/TR


LT 2 solo CR/TR, FU/TR / LT 2 only CR/TR, FU/TR

LT 3 solo AA/TR, CR/TR / LT 3 only AA/TR, CR/TR

Finitura struttura / Frame finish



BKS



RAV

LED Europe/International

CE ENEC

05 10,5W - 1400lm - 2700K/3000K - DIM4

LED Usa & Canada

UL

05 10,5W - 1400lm - 2700K/3000K - DIM4



LT 3 / LT 1

Collezione / Collection



70



336

JUBE

design Favaretto&Partners 2017



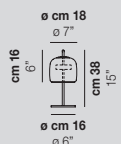
Jube LT G



Jube LT P



JUBE LT S



1x8,5W LED 16

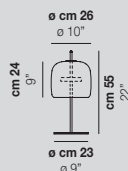
CE ENEC

USA & CANADA



1x8,5W LED 16

JUBE LT P



1x13W LED 15

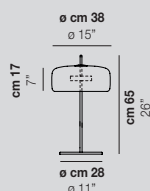
CE ENEC

USA & CANADA



1x13W LED 15

JUBE LT G



1x13W LED 15

CE ENEC

USA & CANADA




1x13W LED 15

Collezione dal fascino vintage, composta da quattro tipologie: sospensione, parete, tavolo e terra, tutte con sorgente LED integrata. I due diffusori più grandi, nella versione a sospensione, sono disponibili anche in una seconda configurazione che prevede l'aggiunta di un secondo diffusore in vetro bianco lucido nella parte inferiore.

Collection with a vintage charm, available in four types: suspension, wall, table, and floor; all featuring integrated LED sources. The two larger diffusers, in the suspension version, are also offered in a second configuration that includes an additional glossy white glass diffuser on the lower part.

Finitura vetro / Glass finish




AA/TR




CR/TR



FU/TR




TB/TR




VA/TR


Finitura struttura / Frame finish



AVS



NEO



OS



LED Europe/International CE ENEC

15 13W - 2000lm - 2700K/3000K - DIM4

16 8,5W - 1200lm - 2700K/3000K - DIM4

LED Usa & Canada



15 13W - 2000lm - 2700K/3000K - DIM4

16 8,5W - 1200lm - 2700K/3000K - DIM4

Collezione / Collection



34



332



406

FARO

design Oriano Favaretto 2023



Faro LT G / LT S

FARO LT S



1x8,5W LED 16



USA & CANADA

1x8,5W LED 16

FARO LT G



1x13W LED 15



USA & CANADA

1x13W LED 15

Collezione dalle forme sinuose e moderne, composta da due diffusori in vetro armoniosamente uniti tra loro da un anello metallico. Il primo vetro con finitura trasparente colorata si fonde visivamente con il secondo vetro bianco lucido, che nasconde la sorgente LED integrata. La collezione è stata ampliata ed è ora disponibile nelle tipologie sospensione, soffitto, parete, tavolo in diverse varianti.

Collection featuring sinuous, modern shapes, composed of two glass diffusers harmoniously joined by a metal ring. The first diffuser, made of colored transparent glass, visually blends with the second in glossy white glass, which conceals the integrated LED source. The collection has been expanded and is now available in suspension, ceiling, wall, and table versions in various configurations.

Finitura vetro / Glass finish



AD/BC



CR/BC




TB/BC




VA/BC

Finitura struttura / Frame Finish



NEO



OTV



LED Europe/International



15 13W - 2000lm - 2700K/3000K - DIM4

16 8,5W - 1200lm - 2700K/3000K - DIM4

LED Usa & Canada

15 13W - 2000lm - 2700K/3000K - DIM4

16 8,5W - 1200lm - 2700K/3000K - DIM4

Collezione / Collection



50



262



338

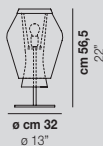
ANISETTE

design Francesco Lucchese 2023



Anisette LT

ANISETTE LT



1×77W E14




USA & CANADA

1×60W E12

Anisette è una collezione dalle geometrie moderne, che richiama la forma di una lanterna. Grazie a un particolare sistema di aggancio, che nasconde completamente la montatura e consente il fissaggio dei vetri senza forature, i due diffusori in cristallo bianco sfumato possono essere composti in quattro configurazioni diverse, giocando con la sorgente luminosa interna e con le trasparenze del vetro. Una lampada scultorea che, da accesa, crea atmosfere coinvolgenti grazie alla sfumatura del vetro, e da spenta si trasforma in un oggetto di design che arreda con carattere. Finitura struttura bianco opaco. Disponibile nelle tipologie sospensione e tavolo.


Anisette is a collection defined by modern geometries, reminiscent of a lantern's shape. Thanks to a special fastening system that fully conceals the mounting structure and allows the glass elements to be fixed without drilling, the two shaded white crystal diffusers can be arranged in four different configurations, playing with the inner light source and the transparency of the glass. A sculptural lamp that, when lit, creates an immersive atmosphere through the delicate shading of the glass and when off, becomes a striking design piece. Matt white metal finish. Available in suspension and table types.

Finitura vetro / Glass finish



BC/SF

Finitura struttura / Frame finish



BO

Collezione / Collection

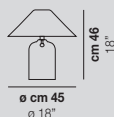


160



Alega LT

ALEGA LT



3x46W E14



USA & CANADA

3x46W E12

ALEGA

design Vico Magistretti 1970

Alega è una lampada da tavolo che unisce l'eleganza del classico a una raffinata ispirazione rétro. Le sue linee armoniose sembrano attraversare il tempo, reinterpretando con leggerezza forme familiari. La base in vetro trasparente sostiene un diffusore in vetro bianco lucido che diffonde la luce, regalando all'ambiente un'atmosfera calda e accogliente. Dotata di tre lampadine tradizionali, Alega sorprende per la sua apparente semplicità formale, che rivela un equilibrio perfetto tra proporzioni e materiali. Le finiture metalliche cromate conferiscono un tocco di moderno, dialogando con l'estetica senza tempo dell'insieme.

Alega is a table lamp that blends timeless elegance with a refined retro inspiration. Its graceful silhouette recalls familiar shapes, reinterpreted with a light and contemporary touch. A transparent glass base supports a glossy white glass diffuser that softly spreads the light, creating a warm and welcoming atmosphere. Equipped with three traditional light bulbs, Alega offers a perfect balance of form and function, where apparent simplicity conceals thoughtful proportions and refined details. Chrome-plated finishes lend a contemporary accent, subtly enhancing the lamp's timeless design.

Finitura vetro / Glass finish



BC/CR

Finitura struttura / Frame finish



CR



Nessa LT


NESSA

design Vistosi 1972

Nessa è una lampada da tavolo dall'iconico design, essenziale nelle forme e preziosa nella sua lavorazione artigianale. Il diffusore in vetro si caratterizza per la presenza di due diverse finiture: una fascia inferiore trasparente lascia passare la luce in modo diretto, mentre la parte superiore, in vetro bianco lucido, lascia filtrare una luce perfetta d'ambiente. Un oggetto che coniuga purezza formale e sapienza materica, pensato per impreziosire con discrezione ogni ambiente.

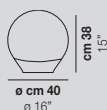
Nessa is a table lamp with an iconic design, essential in its form and refined in its artisanal craftsmanship. The glass diffuser features two distinct finishes: a transparent lower band that allows light to pass through directly, and an upper section in glossy white glass that gently filters a perfect ambient glow. An object that combines formal purity and material expertise, designed to enhance any space with understated elegance.

Finitura vetro / Glass finish



CR/BC

NESSA LT



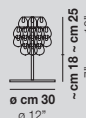
1x77W E27

CE ENEC (CCC) (PS)

USA & CANADA (UL)

1x60W E26

MINIGIOGALI LT



 1x77W E27

 CE ENEC PS

 USA & CANADA

 1x60W E26

MINIGIOGALI

design Angelo Mangiarotti 1967


Minigiogali si ispira al gancio in cristallo della collezione Giogali, ma in una versione dalle dimensioni più contenute. Questa variante più essenziale conserva l'eleganza modulare tipica della collezione, offrendo la massima libertà compositiva per soluzioni su misura. Disponibile in diverse tipologie e dieci finiture vetro, Minigiogali rappresenta la scelta ideale per ambienti che richiedono un tocco di leggerezza ed eleganza.

Minigiogali draws inspiration from the crystal hook of the Giogali collection, reinterpreted in a smaller scale. This more essential version retains the modular elegance of the original, offering maximum freedom for custom compositions. Available in various configurations and ten glass finishes, Minigiogali is the perfect choice for spaces that call for a touch of lightness and elegance.


Finitura vetro / Glass finish




BC



CR/AG



CR/AM




CR/BR




CR/FU



CR/NN



CR/OR



CR/RA




CR/TR



NE

Finitura struttura / Frame finish



BR



CR

Collezione / Collection



202



316



371

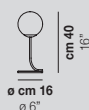


415



Puppet LT P

PUPPET LT P



1x60W G9

CE ENEC PS

USA & CANADA

1x60W G9


PUPPET

design Romani Saccani Architetti 2015


I diffusori di Puppet sono realizzati con un'antica tecnica di soffiatura del vetro all'interno di una gabbia metallica, che imprime sulla superficie una serie di raggi verticali, generando riflessi di luce unici e suggestivi. Nella versione a sospensione, a cui si affiancano anche le tipologie da parete e da tavolo, Puppet può essere installata come caduta singola oppure in configurazioni multiple, con rosone lineare o tondo a più pendenti.

Puppet's diffusers are crafted using an ancient glass-blowing technique inside a metal cage, which imprints a series of vertical rays on the surface, creating unique and evocative light reflections. In the pendant type, complemented by wall and table, Puppet can be installed as a single element or in multiple configurations, with a linear or round canopy featuring multiple pendants.


Finitura vetro / Glass finish




AM/TR



BC/SF




CR/TR




FU/TR

Finitura struttura / Frame finish



CR



NEO

Collezione / Collection



102



360



Tread LT


TREAD

design Chiaramonte & Marin 2019

La "tecnicità" dell'elemento metallico unito al diffusore in vetro soffiato conferisce a Tread uno stile "industriale". Un oggetto che ricorda le apparecchiature elettriche vintage per la sua forma particolare, in cui il dissipatore alettato, unito al vetro soffiato, diviene elemento caratterizzante. Sorgente LED integrata.

The "technicity" of the metal element combined with the blown glass diffuser gives Tread an "industrial" style. An object reminiscent of vintage electrical equipment for its particular shape, in which the finned heat sink, combined with blown glass, becomes a distinctive element. Integrated LED light source.


Finitura vetro / Glass finish




CR/TR



FU/TR




TB/TR




VA/TR

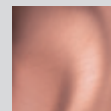
Finitura struttura / Frame finish



BHS



BKS



RAS

TREAD LT



1x60W E14



USA & CANADA

1x40W E12



Collezione / Collection



82



356



Futura LT P / M

FUTURA LT P



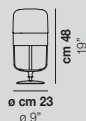
1x77W E27



USA & CANADA

1x60W E26

FUTURA LT M



1x77W E27



USA & CANADA

1x60W E26

FUTURA

design Hangar Design Group 2015

Futura è una collezione di lampade in un unico pezzo di vetro soffiato, realizzato con una tecnica speciale che crea un raffinato doppio effetto: nella parte superiore il cristallo trasparente, mentre in quella inferiore il vetro incamiciato colorato nasconde la sorgente luminosa. È disponibile in tre diverse cromie: ambra con anello in ottone, bianco con anello nero opaco e fumé con anello marrone. La versione con diffusore interamente in cristallo trasparente è invece proposta con anello in rame o nero opaco. La collezione è disponibile nelle versioni a sospensione, soffitto, parete, tavolo e terra.

Futura is a collection of lamps made from a single piece of hand-blown glass, crafted using a special technique that creates a refined double effect: transparent crystal on the upper part, while the colored cased glass on the lower part conceals the light source. It is available in three different color combinations: amber with a brass ring, white with a matt black ring, and fumé with a brown ring. The version with a fully transparent crystal diffuser is instead offered with a copper or matt black ring. The collection is available in suspension, ceiling, wall, table, and floor versions.

Finitura vetro / Glass finish



AM/OT




BC/NEO



CR/NEO




CR/RA



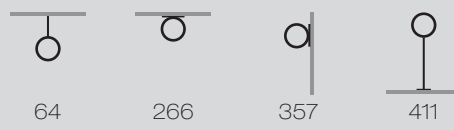
FU/MA

Finitura struttura / Frame finish



NEO

Collezione / Collection





LUCCIOLA LT 18



1x48W E14



USA & CANADA

1x48W E12

LUCCIOLA LT 27



1x48W E14



USA & CANADA

1x48W E12

LUCCIOLA LT P



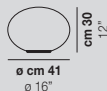
1x77W E27



USA & CANADA

1x60W E26

LUCCIOLA LT M



1x77W E27



USA & CANADA

1x60W E26

LUCCIOLA LT G



1x77W E27



USA & CANADA

1x60W E26

LUCCIOLA LT 30 P



1x77W E27



USA & CANADA

1x60W E26

Lucciola è una collezione iconica che celebra l'eleganza del vetro soffiato. La forma ovale del diffusore in vetro satinato bianco è proposta in cinque diverse dimensioni, studiate per adattarsi con equilibrio a spazi di diversa ampiezza. La collezione si articola in cinque tipologie: sospensione, soffitto, parete, tavolo e terra garantendo versatilità e personalità in ogni ambiente. Le versioni a sospensione sono disponibili con finiture metalliche in bianco opaco o nickel satinato, per una perfetta integrazione con lo stile dello spazio. Disponibile con sorgente tradizionale.

Lucciola is an iconic collection that celebrates the elegance of blown glass. The oval-shaped diffuser, made of satin white glass, is available in five different sizes, designed to harmoniously suit spaces of various dimensions. The collection includes five types: suspension, ceiling, wall, table, and floor offering versatility and character in any setting. Suspension models come with metal finishes in matte white or satin nickel, allowing seamless integration with different interior styles. Available with traditional light sources.

Finitura vetro / Glass finish




BC/ST

Finitura struttura / Frame finish



BC



NI

LT 18, LT 27 solo BC / LT 18, LT 27 only BC



Collezione / Collection



254



294



362



410



Lio LT 40

LIO

design Vistosi 1972

Lio è una collezione dal design minimalista e raffinato, che valorizza la sorgente luminosa grazie a una fascia di vetro bianco lucido racchiusa tra strati di cristallo. La forma semplice del diffusore cilindrico è ripresa, con leggere variazioni, anche nelle versioni da parete e da tavolo. Nelle versioni a soffitto e a parete, il diffusore assume una seconda forma, circolare, ed è disponibile in tre misure, mantenendo la particolare lavorazione del vetro che alterna fasce di cristallo e vetro bianco lucido.


Lio is a collection with a minimalist and refined design that enhances the light source through a glossy white glass band encased between layers of crystal. The simple cylindrical shape of the diffuser is echoed, with slight variations, in the wall and table versions. In the ceiling and wall-mounted versions, the diffuser takes on a second, circular shape and is available in three sizes, maintaining the distinctive glasswork that alternates crystal and glossy white glass bands.

Finitura vetro / Glass finish



CR/BC

Finitura struttura / Frame finish



NI*

*Solo per LT P / Only for LT P

LIO LT P

LIO LT 40

LIO LT 50



1x60W G9

CE ENEC

USA & CANADA

1x60W G9

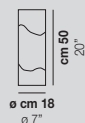


1x77W E27

CE ENEC (PS)

USA & CANADA (UL)

1x60W E26



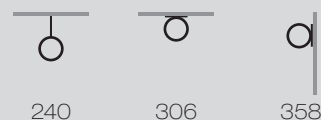
1x77W E27

CE ENEC (PS)

USA & CANADA (UL)

1x60W E26

Collezione / Collection





Bissona LT


BISSONA

design Vistosi 1968

Bissona è un oggetto decorativo e, al contempo, una lampada da tavolo. Richiama le linee essenziali del design vintage, valorizzate dalla qualità e dall'unicità del vetro artigianale bianco lucido.

Bissona is both a decorative object and a table lamp. It reflects the clean lines of vintage design, enhanced by the quality and uniqueness of its glossy white handcrafted glass.

Finitura vetro / Glass finish



BC/LU

Finitura struttura / Frame finish



BC

BISSONA LT



1×60W G9

CE ENEC

USA & CANADA

1×60W G9

NAXOS

archivio storico Vetreria Vistosi 1988



NAXOS LT MN



1x60W E14



USA & CANADA

1x40W E12

NAXOS LT 33



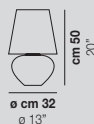
1x60W E14 + 1x40W E14



USA & CANADA

1x40W E12 + 1x25W E12

NAXOS LT 50



1x77W E27 + 1x40W E14



USA & CANADA

1x60W E26 + 1x40W E12

Naxos è una lampada da tavolo che si declina in quattro dimensioni, capace di fondere design senza tempo e raffinata artigianalità. Il vetro soffiato bianco satinato si abbina a finiture metalliche bianco lucido, donando un'eleganza discreta e sofisticata. Le due sorgenti luminose, posizionate nella base e all'interno del paralume, diffondono una luce avvolgente e uniforme.

Naxos is a table lamp available in four sizes, blending timeless design with refined craftsmanship. The blown satin white glass pairs with glossy white metal finishes, imparting a discreet and sophisticated elegance. Two light sources, positioned in the base and inside the shade, emit a warm and even glow.

Finitura vetro / Glass finish



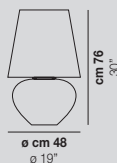
BC/ST

Finitura struttura / Frame finish



BC

NAXOS LT 76



1x77W E27 + 3x40W E14

+ 1x46W E27



USA & CANADA

1x60W E26 + 3x40W E12

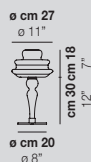
+ 1x43W E26





Novecento LT

NOVECENTO LT



1x60W E14



USA & CANADA

1x40W E12

NOVECENTO

design Romani Sacconi Architetti 2015

Novecento nasce dal desiderio di rileggere in chiave contemporanea il tradizionale lampadario muranese. Le sue forme, eleganti e fluide, richiamano la classicità del candeliere veneziano, reinterpretata attraverso un segno essenziale e attuale. Protagonista assoluto è il vetro, disponibile nelle finiture cristallo trasparente o bianco rigadin: le sottili rigature radiali che ne attraversano la superficie evocano il movimento armonico dei bracci dei lampadari storici, regalando alla luce un effetto vibrante e prezioso. La sospensione è proposta in tre dimensioni, pensate per adattarsi con eleganza a spazi di diversa scala e carattere. Le altre tipologie: soffitto, tavolo e terra riprendono la silhouette iconica della sospensione, reinterpretandola con proporzioni e dettagli calibrati.

Novecento was born from the desire to reinterpret the traditional Murano chandelier in a contemporary key. Its elegant, fluid shapes recall the classic Venetian candelabra, renewed through a clean and modern design. The true protagonist is the glass, available in clear crystal or white rigadin finishes. The fine radial grooves across its surface evoke the graceful movement of historical chandelier arms, giving the light a vibrant and precious effect. The suspension is offered in three sizes, designed to suit spaces of different scales and characters with elegance. The other types: ceiling, table, and floor retain the iconic silhouette of the suspension, reinterpreted with refined proportions and details.

Finitura vetro / Glass finish



BC/RI



CR/RI

Finitura struttura / Frame finish



CR

Collezione / Collection



152



300



408



Damasco LT P

DAMASCO LT P


 cm 15
 ø cm 7
 ø 2,75"

1x60W G9

CE ENEC PS

USA & CANADA

1x60W G9


DAMASCO

design Paolo Crepax 2003

Damasco è una collezione realizzata con la tecnica a bozzolo, in cui l'originale decoro diventa materia: fili di vetro trasparente fuso si sovrappongono per creare una texture in rilievo. È possibile scegliere tra tre forme diverse di diffusore, installabili come pendenti singoli o in configurazioni multiple con rosone. Disponibile con sorgente tradizionale o LED integrata. Proposta nelle tipologie sospensione, soffitto, parete e tavolo.


Damasco is a collection crafted using the cocoon technique, where decorative glass threads fuse and layer to form a raised texture that becomes tangible material. You can choose between three diffuser shapes, installable as single pendants or in multi-light configurations with a canopy. Available in traditional or integrated LED versions. Offered in suspension, ceiling, and wall versions.

Finitura vetro / Glass finish



CR/CR

Finitura struttura / Frame finish



NI

Collezione / Collection



216



320


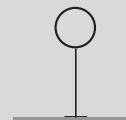


364


Terra / Floor

Sospensioni / <i>Suspensions</i>	31
Plafoniere / <i>Ceiling</i>	259
Parete / <i>Wall</i>	325
Tavolo / <i>Table</i>	373

Terra / Floor



Ecos
412



Futura
411



Giogali
414



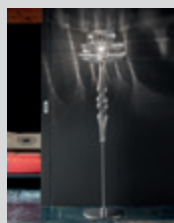
Jube
406



Lucciola
410




Minigiogali
415



Novecento
408



Peggy
409



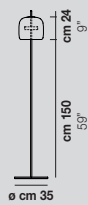
Plot Frame
413

JUBE

design Favaretto&Partners 2017



JUBE PT P



1x13W LED 15

CE ENEC

USA & CANADA




1x13W LED 15

Collezione dal fascino vintage, composta da quattro tipologie: sospensione, parete, tavolo e terra, tutte con sorgente LED integrata. I due diffusori più grandi, nella versione a sospensione, sono disponibili anche in una seconda configurazione che prevede l'aggiunta di un secondo diffusore in vetro bianco lucido nella parte inferiore.

Collection with a vintage charm, available in four types: suspension, wall, table, and floor, all featuring integrated LED sources. The two larger diffusers, in the suspension version, are also offered in a second configuration that includes an additional glossy white glass diffuser on the lower part.

Finitura vetro / Glass finish




AA/TR




CR/TR



FU/TR




TB/TR




VA/TR


Finitura struttura / Frame finish



AVS



NEO



OS

LED Europe/International

CE ENEC

15 13W - 2000lm - 2700K/3000K - DIM4

LED Usa & Canada



15 13W - 2000lm - 2700K/3000K - DIM4

Collezione / Collection



34



332

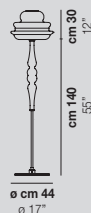


380



Novecento PT

NOVECENTO PT



1x77W E27

CE ENEC

USA & CANADA

1x60W E26




NOVECENTO

design Romani Sacconi Architetti 2013

Novecento nasce dal desiderio di rileggere in chiave contemporanea il tradizionale lampadario muranese. Le sue forme, eleganti e fluide, richiamano la classicità del candelieri veneziano, reinterpretata attraverso un segno essenziale e attuale. Protagonista assoluto è il vetro, disponibile nelle finiture cristallo trasparente o bianco rigadin: le sottili rigature radiali che ne attraversano la superficie evocano il movimento armonico dei bracci dei lampadari storici, regalando alla luce un effetto vibrante e prezioso. La sospensione è proposta in tre dimensioni, pensate per adattarsi con eleganza a spazi di diversa scala e carattere. Le altre tipologie: soffitto, tavolo e terra riprendono la silhouette iconica della sospensione, reinterpretandola con proporzioni e dettagli calibrati.

Novecento was born from the desire to reinterpret the traditional Murano chandelier in a contemporary key. Its elegant, fluid shapes recall the classic Venetian candelabra, renewed through a clean and modern design. The true protagonist is the glass, available in clear crystal or white rigadin finishes. The fine radial grooves across its surface evoke the graceful movement of historical chandelier arms, giving the light a vibrant and precious effect. The suspension is offered in three sizes, designed to suit spaces of different scales and characters with elegance. The other types: ceiling, table, and floor retain the iconic silhouette of the suspension, reinterpreted with refined proportions and details.

Finitura vetro / Glass finish



BC/RI



CR/RI

Finitura struttura / Frame finish



CR

Collezione / Collection



152



300



400



Peggy PT

PEGGY PT



1x60W E14

CE ENEC

USA & CANADA

1x40W E12


PEGGY

design Hangar Group 2014

Peggy nasce dall'incontro di opposte polarità cromatiche e materiche. Un progetto illuminotecnico che unisce la leggerezza del vetro soffiato bianco lucido, lavorato interamente a mano, alla forza espressiva del metallo: nero lucido o ottone anticato. Un connubio di grande impatto visivo, capace di esprimere al contempo razionalità ed eleganza. Disponibile come sospensione, in versione singola o a nove luci, oltre che nelle tipologie parete e terra.


Peggy is born from the meeting of opposing chromatic and material polarities. A lighting design project that combines the lightness of glossy white blown glass, entirely handmade, with the expressive strength of metal: glossy black or antique brass. A combination with great visual impact, capable of expressing both rationality and elegance. Available as a suspension, in single or nine-light versions, as well as in wall and floor types.

Finitura vetro / Glass finish




BC/LU

Finitura struttura / Frame finish



NEL



OT

Collezione / Collection



148



352



LUCCIOLA

design Vistosi 1981

Lucciola è una collezione iconica che celebra l'eleganza del vetro soffiato. La forma ovale del diffusore in vetro satinato bianco è proposta in cinque diverse dimensioni, studiate per adattarsi con equilibrio a spazi di diversa ampiezza. La collezione si articola in cinque tipologie: sospensione, soffitto, parete, tavolo e terra garantendo versatilità e personalità in ogni ambiente. Le versioni a sospensione sono disponibili con finiture metalliche in bianco opaco o nickel satinato, per una perfetta integrazione con lo stile dello spazio.


Lucciola is an iconic collection that celebrates the elegance of blown glass. The oval-shaped diffuser, made of satin white glass, is available in five different sizes, designed to harmoniously suit spaces of various dimensions. The collection includes five types: suspension, ceiling, wall, table, and floor offering versatility and character in any setting. Suspension models come with metal finishes in matte white or satin nickel, allowing seamless integration with different interior styles.

Finitura vetro / Glass finish



BC/ST

Finitura struttura / Frame finish



NI

LUCCIOLA PT P



1x77W E27

CE ENEC

USA & CANADA

1x60W E26

LUCCIOLA PT M



1x77W E27

CE ENEC

USA & CANADA

1x60W E26

Collezione / Collection





Futura PT P

FUTURA PT P



1x77W E27



USA & CANADA

1x60W E26

FUTURA

design Hangar Design Group 2015

Futura è una collezione di lampade in un unico pezzo di vetro soffiato, realizzato con una tecnica speciale che crea un raffinato doppio effetto: nella parte superiore il cristallo trasparente, mentre in quella inferiore il vetro incamiciato colorato nasconde la sorgente luminosa. È disponibile in tre diverse cromie: ambra con anello in ottone, bianco con anello nero opaco e fumé con anello marrone. La versione con diffusore interamente in cristallo trasparente è invece proposta con anello in rame o nero opaco. La collezione è disponibile nelle versioni a sospensione, soffitto, parete, tavolo e terra.

Futura is a collection of lamps made from a single piece of hand-blown glass, crafted using a special technique that creates a refined double effect: transparent crystal on the upper part, while the colored cased glass on the lower part conceals the light source. It is available in three different color combinations: amber with a brass ring, white with a matt black ring, and fumé with a brown ring. The version with a fully transparent crystal diffuser is instead offered with a copper or matt black ring. The collection is available in suspension, ceiling, wall, table, and floor versions.

Finitura vetro / Glass finish



AM/OT




BC/NEO



CR/NEO




CR/RA



FU/MA

Finitura struttura / Frame finish



NEO

Collezione / Collection



64



266



357



393



ECOS PT 35



1x77W E27



USA & CANADA

1x60W E26




ECOS

design Renato Toso, Noti Massari 2007


Un anello, infinite combinazioni. La matrice da cui nasce l'idea della collezione Ecos è una sola: l'anello di vetro. Questo elemento distintivo rende la collezione estremamente personalizzabile in termini di forme e dimensioni, per un'illuminazione originale e scenografica. Disponibile in vetro bianco o cristallo, entrambi con lavorazione rigadin. Parti metalliche nelle finiture bronzo satinato o cromo lucido. Proposta nelle versioni a sospensione, soffitto, parete e terra.

One ring, endless combinations. The concept behind the Ecos collection is based on a single element: the glass ring. This distinctive shape makes the collection highly customizable in both form and size, offering truly original lighting solutions. Available in white or clear crystal glass, both with rigadin texture. Metal parts come in satin bronze or polished chrome finishes. Offered in pendant, ceiling, wall, and floor versions.

Finitura vetro / Glass finish




BC/RI



CR/RI

Finitura struttura / Frame finish



BS



CR

Collezione / Collection



180



308



368


PLOT FRAME

design Chiaramonte & Marin 2020

Plot Frame è una collezione caratterizzata da una struttura in metallo nero opaco, disegnata come una trama all'interno della quale sembrano muoversi liberamente sfere in vetro bianco lucido. È disponibile nelle tipologie a sospensione in due varianti, a parete installabile sia in verticale che in orizzontale e terra. Sorgente LED integrata.


Plot Frame is a collection featuring a matte black metal structure, designed as a mesh within which glossy white glass spheres appear to move freely. It is available in suspension versions in two variants, as a wall fixture that can be installed both vertically and horizontally, and as a floor lamp. Integrated LED light source.

Finitura vetro / Glass finish



BC/LU

Finitura struttura / Frame finish



NEO

LED Europe/International



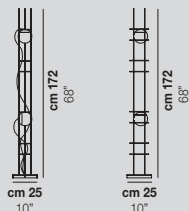
09 11W - 1700 lm - 2700K/3000K - DIM4

LED Usa & Canada



09 11W - 1700 lm - 2700K/3000K - DIM4

PLOT FRAME PT 2



2x11W 3400 lm LED 09



USA & CANADA



2x11W 3400 lm LED 09

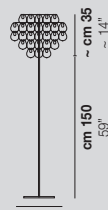
Collezione / Collection





Giogali PT

GIOGALI PT



1x77W E27

CE ENEC

USA & CANADA

1x60W E26



GIOGALI

design Angelo Mangiarotti 1967

Giogali è una collezione iconica che unisce arte vetraria e design modulare. I ganci in vetro si intrecciano tra loro formando trame di cristallo che creano giochi di luce unici. Disponibile in diverse tipologie e in 10 finiture vetro, si adatta a qualsiasi stile, offrendo la massima libertà compositiva per soluzioni su misura.

Giogali is an iconic collection that blends glassmaking artistry with modular design. Glass hooks interlace to create crystal textures that generate unique light effects. Available in various types and 10 glass finishes, it suits any style and offers maximum compositional freedom for bespoke solutions.


Finitura vetro / Glass finish



BC



CR/AG



CR/AM



CR/BR




CR/FU



CR/NN



CR/OR



CR/RA




CR/TR




NE

Finitura struttura / Frame finish



BR



CR

Collezione / Collection



194



310




370



Minigiogali PT

MINIGIOGALI PT



1x77W E27

CE ENEC

USA & CANADA

1x60W E26



MINIGIOGALI

design Angelo Mangiarotti 1967

Minigiogali si ispira al gancio in cristallo della collezione Giogali, ma in una versione dalle dimensioni più contenute. Questa variante più essenziale conserva l'eleganza modulare tipica della collezione, offrendo la massima libertà compositiva per soluzioni su misura. Disponibile in diverse tipologie e dieci finiture vetro, Minigiogali rappresenta la scelta ideale per ambienti che richiedono un tocco di leggerezza ed eleganza.

Minigiogali draws inspiration from the crystal hook of the Giogali collection, reinterpreted in a smaller scale. This more essential version retains the modular elegance of the original, offering maximum freedom for custom compositions. Available in various configurations and ten glass finishes, Minigiogali is the perfect choice for spaces that call for a touch of lightness and elegance.


Finitura vetro / Glass finish




BC



CR/AG



CR/AM




CR/BR




CR/FU



CR/NN



CR/OR



CR/RA




CR/TR



NE

Finitura struttura / Frame finish



BR



CR

Collezione / Collection



202



316



371



390

Contenuti / Contents

Vistosì

Indice / <i>Index</i>	4
Indice fotografico / <i>Photographic index</i>	6
Storia / <i>History</i>	8
I nostri numeri / <i>Our numbers</i>	18
Premi di prodotto / <i>Product awards</i>	19
Azienda / <i>Company</i>	20
Designer / <i>Designers</i>	22
Progetti / <i>Projects</i>	24

Prodotti / Products

Sospensioni / <i>Suspensions</i>	31
Plafoniere / <i>Ceiling</i>	259
Parete / <i>Wall</i>	325
Tavolo / <i>Table</i>	373
Terra / <i>Floor</i>	403

Informazioni / Information

Come leggere il catalogo / <i>How to read the catalog</i>	418
Legenda / <i>Keys</i>	419













Materiali / Materials

Colori del vetro / <i>Glass colours</i>	420
Finiture del vetro / <i>Glass finishes</i>	420
Finiture delle parti metalliche / <i>Metal parts finishes</i>	421
Altre finiture / <i>Other finishes</i>	421

Caratteristiche LED / LED features	422
---	------------

Informazioni / Information

Come leggere il catalogo / *How to read the catalog*

MODULOR SP M	MODULOR SP G	<p>Collezione che propone elementi con due geometrie a esagono irregolare nelle versioni a sospensione, soffitto e parete. Nelle ultime due tipologie la forma smussata permette di combinare le due dimensioni insieme per creare infinite configurazioni. Nelle versioni a parete e soffitto, i frame disponibili per alcune versioni, nascondono i cavi e permettono il decentramento degli elementi con un'unica uscita cavo. Il LED integrato garantisce un'illuminazione diffusa, uniforme e non abbagliante.</p> <p>This collection features elements with two irregular hexagonal geometries in suspension, ceiling, and wall versions. In the last two types, the beveled shape allows for combining both sizes to create endless configurations. In the wall and ceiling versions, frames available for certain models hide the wiring and allow for the decentralization of elements with a single cable outlet. The integrated LED provides diffuse, uniform, and non-glare lighting.</p>	
 <p>1-77W E27 / LED F CE  USA & CANADA  1-60W E26 / LED F</p>	 <p>1-77W E27 / LED G CE  USA & CANADA  1-60W E26 / LED G</p>	<p>Finitura vetro / Glass finish</p>  <p>BCAST</p> <p>Finitura struttura / Frame Finish</p>  <p>BO</p> <p>LED Europe/International  F 12W - 1700lm - 2700K/3000K - DIM2/DIM3 G 19W - 2850lm - 2700K/3000K - DIM2/DIM3</p> <p>LED Usa & Canada  F 12W - 1700lm - 2700K/3000K - DIM2/DIM3 G 19W - 2850lm - 2700K/3000K - DIM2/DIM3</p>	
 <p>Modulor SP M / G</p>		descrizione famiglia / <i>category description</i>	
finitura vetro / <i>glass finish</i>	finitura montatura / <i>frame finish</i>	versione LED Europa / <i>European LED version</i>	
opzioni temperatura colore e dimmerazione <i>colour temperature and dimming options</i>		versione LED USA & Canada / <i>USA & Canada LED version</i>	
<p>Collezione / <i>Collection</i></p>  <p>278 348</p>	tipologie alternative / <i>alternative types</i>		

MODULOR SP M

codice prodotto / product code

dimensioni / dimensions

lampadine / bulbs

1x77W E27 / LED F

lampadine / bulbs

1x60W E26 / LED F

LED

certificati versione alogena per Europe/International
halogen version certificates for Europe/International

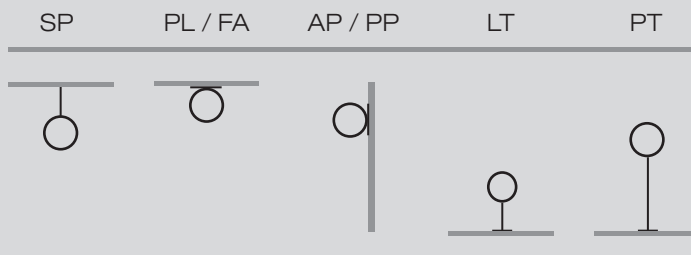
certificati versione alogena per USA&CANADA
halogen version certificates for USA&CANADA

LED

Legenda / Keys

Tipologia / Type

SP	Sospensione	<i>Suspension</i>
PL	Plafoniera	<i>Ceiling</i>
AP	Parete	<i>Wall</i>
PP	Parete - Soffitto	<i>Wall - Ceiling</i>
FA	Faretto	<i>Spotlight</i>
LT	Tavolo	<i>Table</i>
PT	Terra	<i>Floor</i>



Certificazioni di prodotto / Product certifications



Certificato di "Conformità Europea", indica che il prodotto è conforme alle norme di sicurezza Europee

"European Conformity" marking, which indicates that the product complies with the European safety standards.



È il massimo delle certificazioni di prodotto vigenti in Europa. Per ottenere questo certificato, il prodotto deve superare i test di sicurezza Europei, ma anche i test specifici richiesti da tutti gli stati membri.

It is the high quality European certification for products. In order to obtain it, the product must pass the European security tests as well as the specific tests required by each Member State.



Certificato di conformità del prodotto alle normative di sicurezza elettro-tecnica della Federazione Russa.

Certification indicating products that conform to the electro-technical safety regulations of the Russian Federation.



Certificato di conformità del prodotto alle normative di sicurezza elettro-tecnica della Cina.

Certification indicating products that conform to the electro-technical safety regulations of China.



Certificato di conformità del prodotto alle normative di sicurezza elettro-tecnica del Giappone. Disponibile solo su richiesta e fornito da Doi&Co. Luminabella Div.

Certification indicating products that conform to Japan's electro-technical safety regulations. Available only on request and supplied by Doi & Co. Luminabella Div.



Certificato internazionale di sicurezza elettro-tecnica di prodotto, riconosciuto da oltre 50 Paesi.

International Certification of electro-technical product safety, recognized by over 50 countries.



Certificato di conformità del prodotto alle normative di sicurezza elettro-tecnica degli Stati Uniti e del Canada. Disponibile per i mercati di riferimento.

Certification of product conformity to the electro-technical safety regulations of the United States and Canada. Available for the specific markets.



Simbolo che indica che l'apparecchio è conforme alle linee guida dell'Americans with Disabilities Act (ADA).

Symbol indicating that the device complies with the guidelines of the Americans with Disabilities Act (ADA).


Materiali / Materials

Colori del vetro / Glass colours

AA	ametista chiara	<i>light amethyst</i>
AD	ambra scura	<i>dark amber</i>
AM	ambra	<i>amber</i>
AT	ametista	<i>amethyst</i>
BC	bianco	<i>white</i>
CR	cristallo	<i>crystal</i>
FU	fumè	<i>smoky</i>
GR	grigio	<i>grey</i>
NE	nero	<i>black</i>
SB	sabbia	<i>sand</i>
SE	seta	<i>silk</i>
TB	terra bruciata	<i>burned earth</i>
VA	verde antico	<i>old green</i>

Finiture del vetro / Glass finishes


.. / AG	.. / argento	.. / silver
.. / BC	.. / bianco	.. / white
.. / BO	.. / "bolle"	.. / "bubbles"
.. / BR	.. / bronzo	.. / bronze
.. / BT	.. / "balloton"	.. / "balloton"
.. / CM	.. / metallizzato	.. / metallized
.. / DI	.. / diffusore lucido	.. / glossy diffuser
.. / FO	.. / foglia oro	.. / gold leaf
.. / LU	.. / lucido	.. / glossy
.. / MF	.. / metallizzato sfumato	.. / shaded metallized
.. / MU	.. / "murrina"	.. / "murrina"
.. / NE	.. / nero	.. / black
.. / NN	.. / nickel nero	.. / black nickel
.. / OR	.. / oro	.. / gold
.. / RA	.. / rame	.. / copper
.. / RB	.. / rombo allungato	.. / elongated rhombus
.. / RI	.. / rigadin	.. / striped glass
.. / RV	.. / rigadin verticale	.. / striped vertical glass
.. / SF	.. / sfumato	.. / shaded
.. / ST	.. / satinato	.. / matt
.. / TR	.. / trasparente	.. / transparent
.. / TT	.. / texture 1	.. / texture 1




.. / BO



.. / BT



.. / MU



.. / TT

Finiture delle parti metalliche / *Metal parts finishes*

AB	alluminio bronzo	<i>bronze aluminium</i>	NN	nickel nero	<i>black nickel</i>
ANT	antracite	<i>charcoal grey</i>	NNS	nickel nero satinato	<i>matt black nickel</i>
AS	acciaio specchiato	<i>mirrored steel</i>	NO	nickel opaco	<i>matt nickel</i>
AVS	acciaio satinato	<i>matt steel</i>	N_O*	nero - oro satinato 3	<i>black - matt gold 3</i>
BC	bianco lucido	<i>glossy white</i>	N_R*	nero - rame	<i>black - copper</i>
BD	bianco opaco 2	<i>matt white 2</i>	OA	oro rosa satinato	<i>matt pink gold</i>
BH	bronzo lucido 2	<i>glossy bronze 2</i>	OG	ottone lucido 2	<i>glossy brass 2</i>
BHS	bronzo satinato 3	<i>matt bronze 3</i>	OP	oro satinato 1	<i>matt gold 1</i>
BKL	ottone lucido	<i>glossy brass 1</i>	OR	oro lucido	<i>glossy gold</i>
BKS	oro satinato 3	<i>matt gold 3</i>	OS	oro satinato 2	<i>matt gold 2</i>
BO	bianco opaco 1	<i>matt white 1</i>	OT	ottone anticato	<i>antique brass</i>
BR	bronzo opaco 1	<i>matt bronze 1</i>	OTL	ottone	<i>brass</i>
BR2	bronzo opaco 2	<i>matt bronze 2</i>	OTS	ottone satinato	<i>matt brass</i>
BS	bronzo satinato 2	<i>matt bronze 2</i>	OTV	ottone verniciato	<i>painted brass</i>
BV	bronzo lucido 1	<i>glossy bronze 1</i>	RA	rame lucido	<i>glossy copper</i>
CR	cromo lucido	<i>glossy chrome</i>	RAS	rame satinato 1	<i>matt copper 1</i>
GR	grigio	<i>grey</i>	RAV	rame satinato 2	<i>matt copper 2</i>
MA	marrone	<i>brown</i>	R_N	rame lucido - nero opaco	<i>glossy copper - matt black</i>
NE	grigio scuro	<i>dark grey</i>			
NEL	nero lucido	<i>glossy black</i>			
NEO	nero opaco 2	<i>matt black 2</i>	N_O*		
NI	nickel satinato	<i>satin nickel</i>	N = NNS (external finish) O = BKS (internal finish)		
NIB	nickel - bianco	<i>nickel - white</i>	N_R*		
NL	nickel lucido	<i>glossy nickel</i>	N = NNS (external finish) R = RAV (internal finish)		

Altre finiture / *Other finishes*

PS	plissé bianco avorio	<i>plissé ivory white</i>
P1	plissé grigio chiaro	<i>plissé light grey</i>
P2	plissé grigio scuro	<i>plissé dark grey</i>
P3	plissé verde	<i>plissé green</i>

Legenda codici prodotto / *Keys of product codes*


es. ex.	codice prodotto product code	tipologia type	modello model	colore vetro glass colour	finitura vetro glass finish	finitura struttura metal part finish	sorgente lamping
1	NEOCHIC SP G BC/ST BO E27	sospensione suspension	grande large	bianco white	/ satinato matt	bianco opaco matt white	E27
2	NEOCHIC SP M BC/ST BO LED	sospensione suspension	medio medium	bianco white	/ satinato matt	bianco opaco matt white	LED

Caratteristiche LED / LED features

LED A



LED B



caratteristiche / features		Europe	Usa & Canada			Europe	Usa & Canada
vita media / average lifetime	ore / h	45.000	45.000	ore / h	45.000	45.000	45.000
flusso luminoso / luminous flux	lm	1.100 / 1.200	1.100 / 1.200	lm	1.100 / 1.200	1.100 / 1.200	1.100 / 1.200
temperatura colore / colour temperature	°K option*	2700 3000	2700 3000	°K option*	2700 3000	2700 3000	2700 3000
CRI	Ra	≥90	≥90	Ra	≥90	≥90	≥90
efficienza / efficiency	lm/W	120 / 130	120 / 130	lm/W	120 / 130	120 / 130	120 / 130
consumo / power consumption	W	9W @260mA	9W @260mA	W	9W @260mA	9W @260mA	9W @260mA
dimmerazione / dimming	DIM2 DIM3*	Phase Cut / 0-10V, Push	Phase Cut / 0-10V, Push	DIM2 DIM3*	Phase Cut / 0-10V, Push	Phase Cut / 0-10V, Push	Phase Cut / 0-10V, Push

* Altre opzioni disponibili su richiesta / Other options available on request

LED C



LED D



caratteristiche / features		Europe	Usa & Canada			Europe	Usa & Canada
vita media / average lifetime	ore / h	40.000	40.000	ore / h	45.000	45.000	45.000
flusso luminoso / luminous flux	lm	1.500 / 1.600	1.500 / 1.600	lm	1.100 / 1.200	1.100 / 1.200	1.100 / 1.200
temperatura colore / colour temperature	°K option*	2700 3000	2700 3000	°K option*	2700 3000	2700 3000	2700 3000
CRI	Ra	≥90	≥90	Ra	≥90	≥90	≥90
efficienza / efficiency	lm/W	110 / 120	110 / 120	lm/W	120 / 130	120 / 130	120 / 130
consumo / power consumption	W	12W @340mA	12W @340mA	W	9W @260mA	9W @260mA	9W @260mA
dimmerazione / dimming	DIM2 DIM3*	Phase Cut / 0-10V, Push	Phase Cut / 0-10V, Push	DIM2 DIM3*	Phase Cut / 0-10V, Push	Phase Cut / 0-10V, Push	Phase Cut / 0-10V, Push

* Altre opzioni disponibili su richiesta / Other options available on request

I dati riportati corrispondono ai valori nominali del modulo LED / Reported data corresponds to nominal ratings of the LED module

Caratteristiche LED / LED features

LED F

LED 95 = 1xLED F + 1xLED G

LED 96 = 2xLED G

LED 97 = 2xLED F

LED 98 = 1xLED F + 2xLED G

LED 99 = 1xLED F + 1xLED G



LED G



caratteristiche / features		Europe	Usa & Canada			Europe	Usa & Canada
vita media / average lifetime	ore / h	50.000	50.000	ore / h	50.000	50.000	50.000
flusso luminoso / luminous flux	lm	1.700	1.700	lm	2.850	2.850	2.850
temperatura colore / colour temperature	°K option*	2700 3000	2700 3000	°K option*	2700 3000	2700 3000	2700 3000
CRI	Ra	≥90	≥90	Ra	≥90	≥90	≥90
efficienza / efficiency	lm/W	140	140	lm/W	150	150	150
consumo / power consumption	W	12W @500mA	12W @500mA	W	19W @500mA	19W @500mA	19W @500mA
dimmerazione / dimming	DIM2 DIM3*	Phase Cut / 0-10V, Push	Phase Cut / 0-10V, Push	DIM2 DIM3*	Phase Cut / 0-10V, Push	Phase Cut / 0-10V, Push	Phase Cut / 0-10V, Push

* Altre opzioni disponibili su richiesta / Other options available on request

LED O



LED 02



caratteristiche / features		Europe	Usa & Canada			Europe	Usa & Canada
vita media / average lifetime	ore / h	50.000	50.000	ore / h	40.000	40.000	40.000
flusso luminoso / luminous flux	lm	3.700	3.700	lm	2.000	2.000	2.000
temperatura colore / colour temperature	°K option*	2700 3000	2700 3000	°K option*	2700 3000	2700 3000	2700 3000
CRI	Ra	≥90	≥90	Ra	≥90	≥90	≥90
efficienza / efficiency	lm/W	150	150	lm/W	150	150	150
consumo / power consumption	W	26W @700mA	26W @700mA	W	13W @350mA	13W @350mA	13W @350mA
dimmerazione / dimming	DIM2 DIM3*	Phase Cut / 0-10V, Push	Phase Cut / 0-10V, Push	DIM2 DIM3*	Phase Cut / 0-10V, Push	Phase Cut / 0-10V, Push	Phase Cut / 0-10V, Push

* Altre opzioni disponibili su richiesta / Other options available on request

I dati riportati corrispondono ai valori nominali del modulo LED / Reported data corresponds to nominal ratings of the LED module

Caratteristiche LED / LED features

LED 03



LED 04




caratteristiche / features

		Europe	Usa & Canada
vita media / average lifetime	ore / h	40.000	40.000
flusso luminoso / luminous flux	lm	1.500 / 1.600	1.500 / 1.600
temperatura colore / colour temperature	°K option*	2700 3000	2700 3000
CRI	Ra	≥90	≥90
efficienza / efficiency	lm/W	110 / 120	110 / 120
consumo / power consumption	W	12W @340mA	12W @340mA
dimmerazione / dimming	DIM2 DIM3*	Phase Cut / 0-10V, Push	Phase Cut / 0-10V, Push

		Europe	Usa & Canada
ore / h		30.000	30.000
lm		2.000	2.000
°K option*		2700 3000	2700 3000
Ra		≥90	≥90
lm/W		140	140
W		14W @500mA	14W @500mA
DIM2 DIM3*		Phase Cut / 0-10V, Push	Phase Cut / 0-10V, Push

* Altre opzioni disponibili su richiesta / Other options available on request

LED 05



LED 08



caratteristiche / features

		Europe	Usa & Canada
vita media / average lifetime	ore / h	90.000	90.000
flusso luminoso / luminous flux	lm	1.400	1.400
temperatura colore / colour temperature	°K option*	2700 3000	2700 3000
CRI	Ra	≥90	≥90
efficienza / efficiency	lm/W	130	130
consumo / power consumption	W	10,5W @300mA	10,5W @300mA
dimmerazione / dimming	DIM4*	Push	Push

		Europe	Usa & Canada
ore / h		50.000	50.000
lm		5.600	5.600
°K option*		2700 3000	2700 3000
Ra		≥80	≥80
lm/W		115	115
W		49W	49W
DIM2*			NODIM

* Altre opzioni disponibili su richiesta / Other options available on request

I dati riportati corrispondono ai valori nominali del modulo LED / Reported data corresponds to nominal ratings of the LED module

Caratteristiche LED / LED features

LED 09



LED 10



caratteristiche / features

vita media / average lifetime	ore / h	40.000
flusso luminoso / luminous flux	lm	1.700
temperatura colore / colour temperature	°K option*	2700 3000
CRI	Ra	≥90
efficienza / efficiency	lm/W	150
consumo / power consumption	W	11W @400mA
dimmerazione / dimming	DIM2 DIM3*	Phase Cut / 0-10V, Push

Europe Usa & Canada

ore / h	40.000
lm	1.700
°K option*	2700 3000
Ra	≥90
lm/W	150
W	11W @400mA
DIM2 DIM3*	Phase Cut / 0-10V, Push

Europe

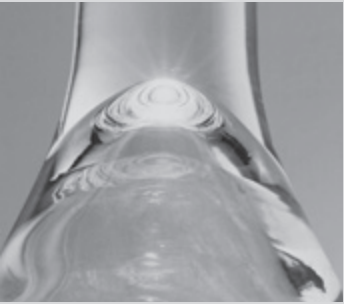
ore / h	90.000
lm	1.150
°K option*	2700 3000
Ra	≥90
lm/W	130
W	12,5W @350mA
DIM2 DIM3*	Phase Cut / 0-10V, Push

Usa & Canada


ore / h	90.000
lm	1.150
°K option*	2700 3000
Ra	≥90
lm/W	130
W	12,5W @350mA
DIM2 DIM3*	Phase Cut / 0-10V, Push

* Altre opzioni disponibili su richiesta / Other options available on request

LED 11



LED 12



caratteristiche / features

vita media / average lifetime	ore / h	40.000
flusso luminoso / luminous flux	lm	1.500 / 1.600
temperatura colore / colour temperature	°K option*	2700 3000
CRI	Ra	≥90
efficienza / efficiency	lm/W	110 / 120
consumo / power consumption	W	12W @340mA
dimmerazione / dimming	DIM2 DIM3*	Phase Cut / 0-10V, Push

Europe Usa & Canada

ore / h	40.000
lm	1.500 / 1.600
°K option*	2700 3000
Ra	≥90
lm/W	110 / 120
W	12W @340mA
DIM2 DIM3*	Phase Cut / 0-10V, Push

Europe

ore / h	50.000
lm	1.000 / 1.200
°K option*	2700 3000
Ra	≥90
lm/W	110
W	2W+8W @350mA
DIM2 DIM3*	Phase Cut / 0-10V, Push

Usa & Canada

ore / h	50.000
lm	1.000 / 1.200
°K option*	2700 3000
Ra	≥90
lm/W	110
W	2W+8W @350mA
DIM2 DIM3*	Phase Cut / 0-10V, Push

* Altre opzioni disponibili su richiesta / Other options available on request

I dati riportati corrispondono ai valori nominali del modulo LED / Reported data corresponds to nominal ratings of the LED module

Caratteristiche LED / LED features

LED 13



LED 14



caratteristiche / features

Europe

Usa & Canada

vita media / average lifetime	ore / h	40.000	40.000
flusso luminoso / luminous flux	lm	1.500 / 1.600	1.500 / 1.600
temperatura colore / colour temperature	°K option*	2700 3000	2700 3000
CRI	Ra	≥90	≥90
efficienza / efficiency	lm/W	110 / 120	110 / 120
consumo / power consumption	W	12W @340mA	12W @340mA
dimmerazione / dimming	DIM2 DIM3*	Phase Cut / 0-10V, Push	Phase Cut / 0-10V, Push

Europe

Usa & Canada

ore / h	40.000	40.000
lm	1.200	1.200
°K option*	2700 3000	2700 3000
Ra	≥90	≥90
lm/W	150	150
W	8,5W @350mA	8,5W @350mA
DIM2 DIM3*	Phase Cut / 0-10V, Push	Phase Cut / 0-10V, Push

* Altre opzioni disponibili su richiesta / Other options available on request

LED 15



LED 16



caratteristiche / features

Europe

Usa & Canada

vita media / average lifetime	ore / h	40.000	40.000
flusso luminoso / luminous flux	lm	2.000	2.000
temperatura colore / colour temperature	°K option*	2700 3000	2700 3000
CRI	Ra	≥90	≥90
efficienza / efficiency	lm/W	150	150
consumo / power consumption	W	13W @350mA	13W @350mA
dimmerazione / dimming	DIM4*	Push	Push

Europe

Usa & Canada

ore / h	40.000	40.000
lm	1.200	1.200
°K option*	2700 3000	2700 3000
Ra	≥90	≥90
lm/W	150	150
W	8,5W @350mA	8,5W @350mA
DIM4*	Push	Push

* Altre opzioni disponibili su richiesta / Other options available on request

I dati riportati corrispondono ai valori nominali del modulo LED / Reported data corresponds to nominal ratings of the LED module

Caratteristiche LED / LED features

LED 17



LED 18



caratteristiche / features		Europe		Usa & Canada		Europe		Usa & Canada	
vita media / average lifetime	ore / h	50.000		50.000		ore / h		30.000	
flusso luminoso / luminous flux	lm	1.250		1.250		lm		1.900	
temperatura colore / colour temperature	°K option*	2700 3000		2700 3000		°K option*		2700 3000	
CRI	Ra	≥90		≥90		Ra		≥90	
efficienza / efficiency	lm/W	150		150		lm/W		150	
consumo / power consumption	W	8,5W @300mA		8,5W @300mA		W		12W @500mA	
dimmerazione / dimming	DIM2 DIM3*	Phase Cut / 0-10V, Push		Phase Cut / 0-10V, Push		DIM2 DIM3*		Phase Cut / 0-10V, Push	

* Altre opzioni disponibili su richiesta / Other options available on request

LED 19



LED 21



caratteristiche / features		Europe		Usa & Canada		Europe		Usa & Canada	
vita media / average lifetime	ore / h	30.000		30.000		ore / h		50.000	
flusso luminoso / luminous flux	lm	2.800		2.800		lm		2.240	
temperatura colore / colour temperature	°K option*	2700 3000		2700 3000		°K option*		2700 3000	
CRI	Ra	≥90		≥90		Ra		≥80	
efficienza / efficiency	lm/W	150		150		lm/W		126	
consumo / power consumption	W	18W @500mA		18W @500mA		W		9W+9W @500mA	
dimmerazione / dimming	DIM2 DIM3*	Phase Cut / 0-10V, Push		Phase Cut / 0-10V, Push		DIM2 DIM3*		Phase Cut / 0-10V, Push	

* Altre opzioni disponibili su richiesta / Other options available on request

I dati riportati corrispondono ai valori nominali del modulo LED / Reported data corresponds to nominal ratings of the LED module

Caratteristiche LED / LED features

LED 22



LED 23



caratteristiche / features

		Europe	USA & Canada
vita media / average lifetime	ore / h	60.000	60.000
flusso luminoso / luminous flux	lm	1.500	1.500
temperatura colore / colour temperature	°K option*	2700 3000	2700 3000
CRI	Ra	≥90	≥90
efficienza / efficiency	lm/W	120	120
consumo / power consumption	W	14,4W	14,4W
dimmerazione / dimming	DIM2 DIM3*	Phase Cut / 0-10V, Push	Phase Cut / 0-10V, Push

	Europe	USA & Canada
ore / h	>25.000	>25.000
lm	1.500+2.000	1.500+2.000
°K option*	2700 3000	2700 3000
Ra	≥90	≥90
lm/W	120/140	120/140
W	12W+14W	12W+14W
DIM2 DIM3*	Phase Cut / 0-10V, Push	Phase Cut / 0-10V, Push

* Altre opzioni disponibili su richiesta / Other options available on request

LED 24



LED 25



caratteristiche / features

		Europe	Usa & Canada
vita media / average lifetime	ore / h	45.000	40.000
flusso luminoso / luminous flux	lm	1.100 / 1.200	1.500 / 1.600
temperatura colore / colour temperature	°K option*	2700 3000	2700 3000
CRI	Ra	≥90	≥90
efficienza / efficiency	lm/W	120 / 130	110 / 120
consumo / power consumption	W	9W @250mA	12W @350mA
dimmerazione / dimming	DIM2 DIM3*	Phase Cut / 0-10V, Push	Phase Cut / 0-10V, Push

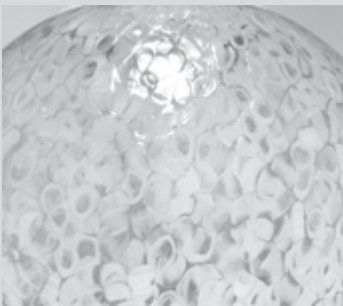
	Europe	USA & Canada
ore / h	>50.000	>50.000
lm	1.500+1.100	1.500+1.100
°K option*	2700 3000	2700 3000
Ra	≥90	≥90
lm/W	120	120
W	14W+9W	14W+9W
DIM2 DIM3*	Phase Cut / 0-10V, Push	Phase Cut / 0-10V, Push

* Altre opzioni disponibili su richiesta / Other options available on request

I dati riportati corrispondono ai valori nominali del modulo LED / Reported data corresponds to nominal ratings of the LED module

Caratteristiche LED / LED features



LED 26



caratteristiche / features		Europe	USA & Canada
vita media / average lifetime	ore / h	40.000	40.000
flusso luminoso / luminous flux	lm	2.000	2.000
temperatura colore / colour temperature	°K option*	27003000	27003000
CRI	Ra	≥90	≥90
efficienza / efficiency	lm/W	125	125
consumo / power consumption	W	16W @450mA	16W @450mA
dimmerazione / dimming	DIM2DIM3*	Phase Cut / 0-10V, Push	Phase Cut / 0-10V, Push

* Altre opzioni disponibili su richiesta / Other options available on request

I dati riportati corrispondono ai valori nominali del modulo LED / Reported data corresponds to nominal ratings of the LED module





Ideazione grafica

Studio Pointer

Fotografia

Studio Pointer

Quasar

Max Zambelli

Paolo Utimpergher (pag. 371)

Fotolito

Studio Pointer

Ditre

Concept & Render

Biefferender VR

Sara Sarli Studio

Studio Pointer

Super Connective

Ringraziamenti:

OCEANÍA BUSINESS PLAZA, Panama, Tubes PL 15 (pag. 322)

Foto: Luis Eduardo Guillen - Studio: DOS — G. G. Gotti, I. Grippaldi

AD DAL POZZO – Architettura e Design

ARCHIPRODUCTS – photo by Andrea di Lorenzo

DE MARCHI ARREDAMENTI S.r.l.

L'ARREDAMENTO S.r.l.

Stampa

L'Artegrafica srl

Edizione n° 1 - Ottobre 2025

Catalog_3 - rev. 7

© Copyright - Vetreria Vistosi s.r.l.

Proprietà artistica e letteraria riservata in tutto il mondo. È vietata la riproduzione, anche parziale, dei testi, dei disegni, delle immagini e qualsiasi contenuto in genere senza autorizzazione.

Artistic and literary property reserved worldwide. Reproduction, even partial, of texts, drawings, images and any content in general is prohibited without permission.

Variazioni cromatiche: le illustrazioni possono discostarsi anche sensibilmente dalle reali cromie dei materiali rappresentati sia a causa dei processi di conversione delle fotografie ma anche alle caratteristiche stesse dei materiali ed ai loro sistemi di produzione. In particolar modo le differenze possono essere ancora più rilevanti nel caso del vetro di Murano dovute all'artigianalità delle lavorazioni e dei processi di fusione.

Chromatic variations: the illustrations may differ significantly from the actual colors of the materials represented, due both to the image conversion processes and to the inherent characteristics of the materials and their production methods. In particular, differences may be even more pronounced in the case of Murano glass, due to the artisanal nature of its craftsmanship and fusion processes.



UNI EN ISO 9001 - CERTIFIED COMPANY

Vetreria Vistosi s.r.l.

Via Galileo Galilei, 9-9/A-11

31021 Mogliano Veneto - Treviso (Italy)

Tel +39 041 5903480

www.vistosi.it • vistosi@vistosi.it

