



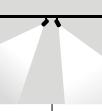



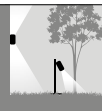
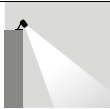


INDEX


	BASE PROJECTORS					95	
	MUSEO	88	MUSEO RADIUS	80	MUSEO REVO	58	
	WALL					111	
	BILUX	168	RIGHA	158	STEP	116	
	LINO	150	ROCK	162	TOB	172	
	PIANO	146	SPACE	112	TRATTO	154	
	PLURIEL	124	STEP 3	120	YOMA	164	
	DOWNLIGHTS					187	
	BLOG	288	IO	332	PLURIEL	310	
	BOOSTER KIT	340	NIO	300	SPOT REVO SEMI-RECESSED	270	
	DARK	190	PIN REVO	248	TEDDY	314	
	PENDANTS / CEILING LAMPS					347	
	ATOLLO	396	JAM	446	NABOO MEETING SPOT	372	
	BILUX	420	LED RUNNER	460	PINKO	424	
	BOLA	456	LINEA	464	PLURIEL	440	
	GIOTTO	450	MAG	428	SHOP	414	
	GO!	434	NABOO	348	TEDDY	402	
	HOLA	378	NABOO SPOT	360	WILLY	408	
	IO	390	NABOO MEETING	368	YOMA	400	
		POWER TRACK					64
		230V		48V			
UNITRACK		472	TRACK 48	540	TRACK 48 TUBE	566	
UNITRACK DALI		471	TRACK 48 - EVO	548	TRACK 48 TWIN	560	
			TRACK 48 TRIMLESS	544			
			TRACK 48-RT	556			
LUMINAIRES FOR POWER TRACK							
230V		48V					
LED RUNNER	496	DRIVER BOX	644	R2 48	582		
M2	508	GIOTTO 48 / 48-RT	624	SPOT 48 REVO	570		
M3	514	GO! 48 / 48-RT	640	SPEEDY	576		
M4	520	JAM 48 / 48-RT	632	SPOT 48 / 48-RT	590		
REVO 230	480	MUSEO RADIUS	500	WILLY 48 / 48-RT	620		
R2	526	PINKO 48 / 48-RT	618	ZIK 48	636		
		PLURIEL 48 / 48-RT	642				
	SYSTEMS					647	
	LED RUNNER TRIM	650	LED RUNNER TRIMLESS	654			
	LUMINAIRES FOR SYSTEMS						
	LED RUNNER SPOT	660	LED RUNNER UNIT LED	670			
	FLOOR FIXTURES					673	
	ACCADEMIA	674					
	OUTDOOR COLLECTION					681	
	BRICK	732	PLAY	752	TROPO WALL	710	
	CACTUS	696	ROCK	748	WOLF	682	
	FLEUR	724	TRIM	770	YOMA	744	
	MARK	740	TRIPO	714			
POWER SUPPLIES					783		
TECHNICAL DATA					790		
INDEX FOR CODE					796		




















BASE PROJECTORS



 MUSEO REVO MINI 60	 MUSEO REVO SMALL 64	 MUSEO REVO MEDIUM 68	 MUSEO REVO COMPACT 72	 MUSEO REVO MAX 76
 MUSEO RADIUS NANO 82	 MUSEO RADIUS SMALL 82	 MUSEO RADIUS MEDIUM 82	 MUSEO MINI 88	 MUSEO SMALL 92
 MUSEO COMPACT 98	 MUSEO 104			

WALL



 SPACE 112	 STEP 116	 STEP MAXI 119	 STEP 3 120	 PLURIEL MICRO 124
 PLURIEL 128	 PLURIEL PLUS 134	 PLURIEL PLUS BAR 140	 PIANO 146	 LINO 150
 TRATTO 154	 RIGHA 158	 ROCK 162	 YOMA 164	 BILUX 168
 TOB NARROW 172	 TOB 176	 TOB MAXI 180	 TOB WIDE 182	

DOWNLIGHTS

FIX

DARK MINI FIX 192	DARK SMALL FIX 198	DARK MEDIUM FIX 204	DARK COMPACT FIX 208	DARK MAX FIX 212
PIN REVO MINI 250	PIN REVO SMALL 256	PIN REVO MEDIUM 262	PIN REVO COMPACT 266	BLOG SMALL 288
BLOG 294	NIO SMALL 300	NIO 304	TEDDY 324	IO 332
BOOSTER KIT 340				

ORIENTABLE


DARK MINI TILT 218	DARK SMALL TILT 224	DARK MEDIUM TILT 230	DARK COMPACT TILT 236	DARK MAX TILT 242
SPOT REVO MINI 272	SPOT REVO SMALL 276	SPOT REVO MEDIUM 280	SPOT REVO COMPACT 284	BLOG SMALL 288
BLOG 294	NIO SMALL 300	NIO 304	PLURIEL MICRO 312	PLURIEL 316
PLURIEL PLUS 320				

PENDANTS / CEILING LAMPS

NABOO VERTICAL 348	NABOO 352	NABOO SPOT 360	NABOO MEETING 368	NABOO MEETING SPOT 372
HOLA 380	HOLA MEETING 386	IO 390	ATOLLO 398	YOMA 400
TEDDY 404	WILLY 410	SHOP 416	BILUX 420	PINKO 426
MAG 430	GO! 436	PLURIEL 442	JAM 446	GIOTTO 452
BOLA 458	LED RUNNER 462	LINEA 466		

POWER TRACK

230V



LUMINAIRES FOR POWER TRACK

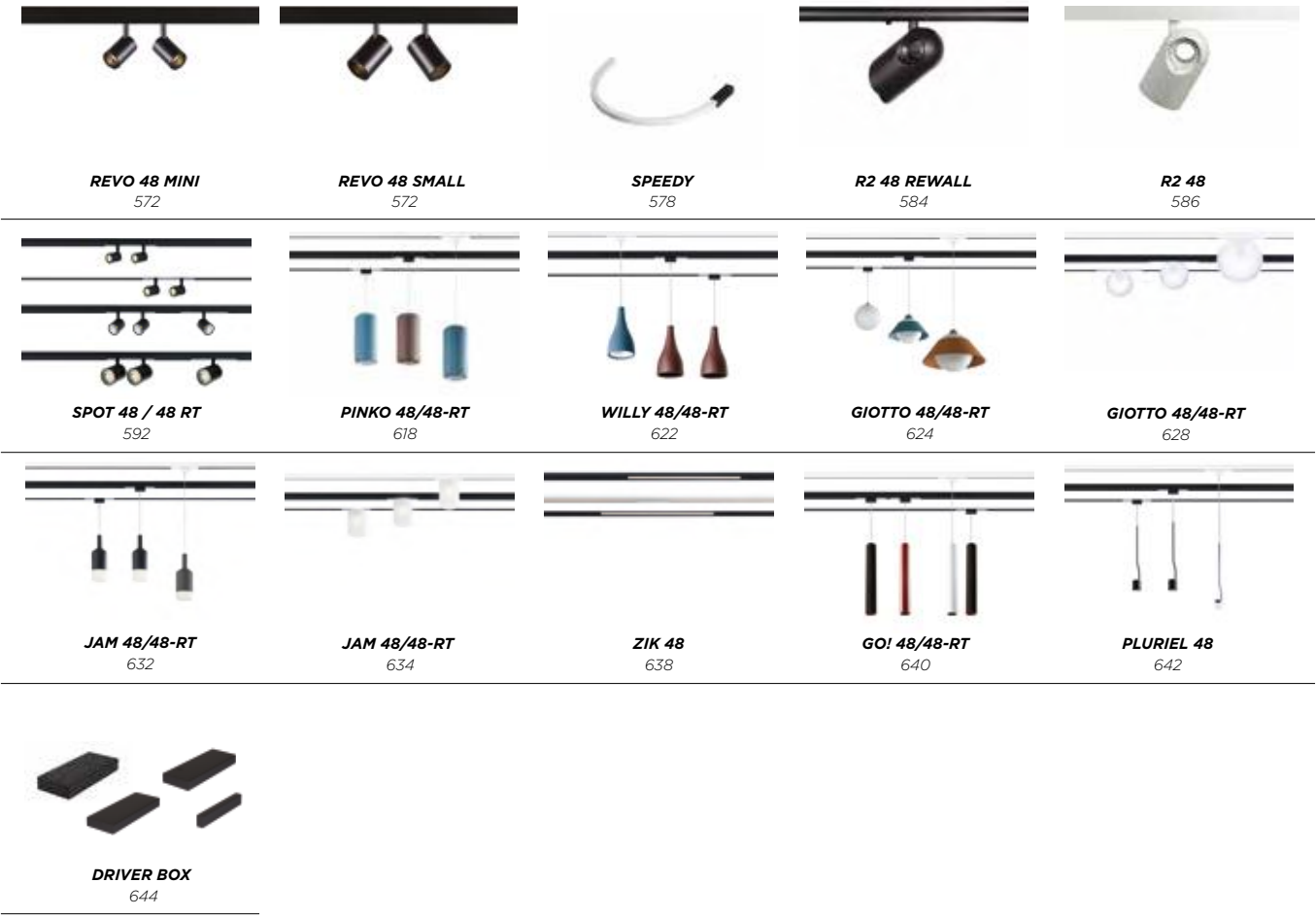
230V



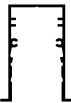
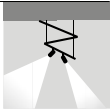
48V



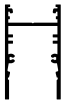
48V



SYSTEMS



LED RUNNER TRIM
650



LED RUNNER TRIMLESS
654

LUMINAIRES FOR SYSTEMS



LED RUNNER SPOT
662

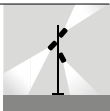


LED RUNNER SPOT PLUS
666



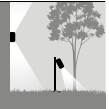
LED RUNNER UNIT LED
670

FLOOR FIXTURES



ACCADEMIA
676

OUTDOOR COLLECTION



PROJECTORS



WOLF
684

BOLLARD



CACTUS
698



TRIPO
716



FLEUR
726

WALL



BRICK
734



MARK
742



YOMA
746



ROCK
750



PLAY
754



TRIPO WALL
712

DOWNLIGHTS



TRIM
772



We work with ourselves and draw on our direct experiences, on our perceptions.

For us, the sensorial quality of the illuminated space is the basic element contributing to the daily health of those who live and work there. This is why we use our headquarters as a perpetual and never finished laboratory, in continuous revolution and continuous experiment.

From this experience, since 2010 Exenia designs and manufactures LED luminaires for professional and architectural lighting, absolutely Italian, in terms of concept, design and build.

The quality mark that we pursue in the study of our products, is to achieve first-class optical systems with combined characteristics of minimum energy consumption, contained forms and very high standards of visual and perceptive comfort.



RESEARCH_

To understand the direction and the **founding principle** of our evolution, it is necessary to understand the priority given to the **research** and **innovation** phase of the particular product.

The performance and qualitative value of the **new optical systems** is the centrepiece of the entire design system.

These new values have the important task of adding **‘very high quality performance’** to the typical characteristics of **‘stylistic nature’** that has made Exenia a **recognizable** and worthy brand. Imitated by many.

DESIGN_

A style that is never flawed nor anonymous has always distinguished **Italian design** and craftsmanship.

We believe we are among those who manage to retain this attention to detail, while offering a **wide and differentiated product** range dedicated to quality with an **artisanal edge in a highly mechanised world**.



DEVELOPMENT_

The concept of development may seem generic and ambiguous if it is not approached with the overall vision to **consistently improve methods and processes** that are in place and planned, in the entire ‘factory system’.

The product and its quality strictly depend on the **development and updating of the instruments** and the phased progress of **quality control methods**. **New software and new equipment allow us to analyse and substantially improve the overall quality of the product.**

PRODUCTION_

We have always pursued a **short chain production method**, even in times when it was a singular and uneconomical choice.

Now our **almost entirely Italian suppliers, many of which are local Tuscan companies, allow us to drive quality standards** and maintain **production flexibility** that would otherwise be impossible. **Thus helping us to improve our ethical and sustainable production policy, an important and necessary factor for us in defining ourselves in the modern world.**



LMPG GROUP_

Canadian company based in Montreal founded in 2006, stands out and affirms itself for the unique optical quality and the reliability of highly efficient indoor and outdoor products.

Leader in sustainable lighting in North America, it acquired Exenia in 2015 as a resourceful lead into the technical, decorative, and commercial lighting sector in Europe.

Membership of the LMPG Group defines for Exenia a new evolutionary chapter, aimed at entering the world of international lighting design.

The accumulation of knowledge, skills and diversification of products is an added value that leads to new and important goals in the world of design and professional architectural lighting.



OUR
VALUES_



OUR MISSION_

Exenia aspires to become a partner for all interior and exterior architectural lighting professionals.

Exenia collaborates with Architects, Lighting Designers, and Lighting Engineers, offering them a wide and coordinated range of products characterised by high technological value and a simple minimal design, typical of Italian Style.

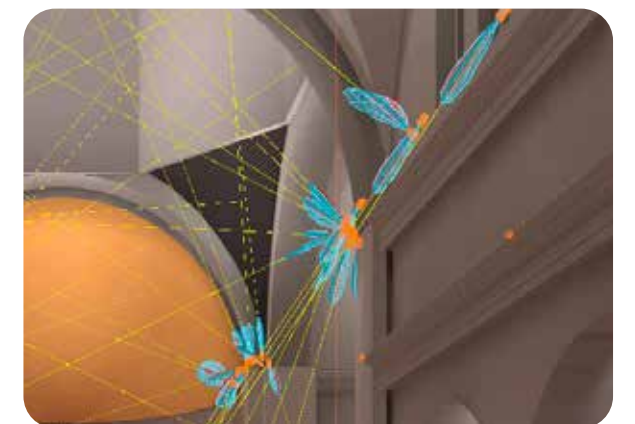


The range of EXENIA products allows us to offer cutting-edge and sustainable “lighting solutions” capable of satisfying the most sophisticated needs of even the most challenging project.



COHERENT AND RESPECTFUL LIGHT DESIGN_

The aim is to develop smart design fixtures, with sophisticated performance. Fixtures that can illuminate the space without modifying it, to enhance the different expressions of use for a correct reading while preserving the integrity of the place when in function. Tailored approach to enhance uniqueness. Every place or setting has its own characteristics.

Exenia supports the lighting designer with tailor-made lighting tools, calibrated to the objectives of the project, the specificity of the place and its intended use. As a group, we have often experienced the magic of this synergy.



UNVEILING THE SPACE. LIGHTING ARCHITECTURE_

Respectful lighting must enhance the architecture of a place without modifying it. Respectful lighting must recognize the hierarchy of places and emphasize it in a balanced manner by helping people to live the environment in the most appropriate way. In other words, light must be perceived by the viewer as a smooth and natural element of a space. Where possible, light should be diffused with no direct evidence of its point of origin.

This suggests the use of minimally invasive, essential shaped fixtures with colour finishes as close as possible to the surfaces or elements on which they will be installed and high-performance precision optics. Standard procedures are very helpful, and they should adapt to the needs of each environment.



A PATH INNOVATION BASED ON OPTICAL SCIENCE_

Research has become our obsession and is the driving force that generates the difference in Exenia products.

We have studied specific and innovative optical systems, designed to respond and provide effective solutions to the countless problems of lighting design.


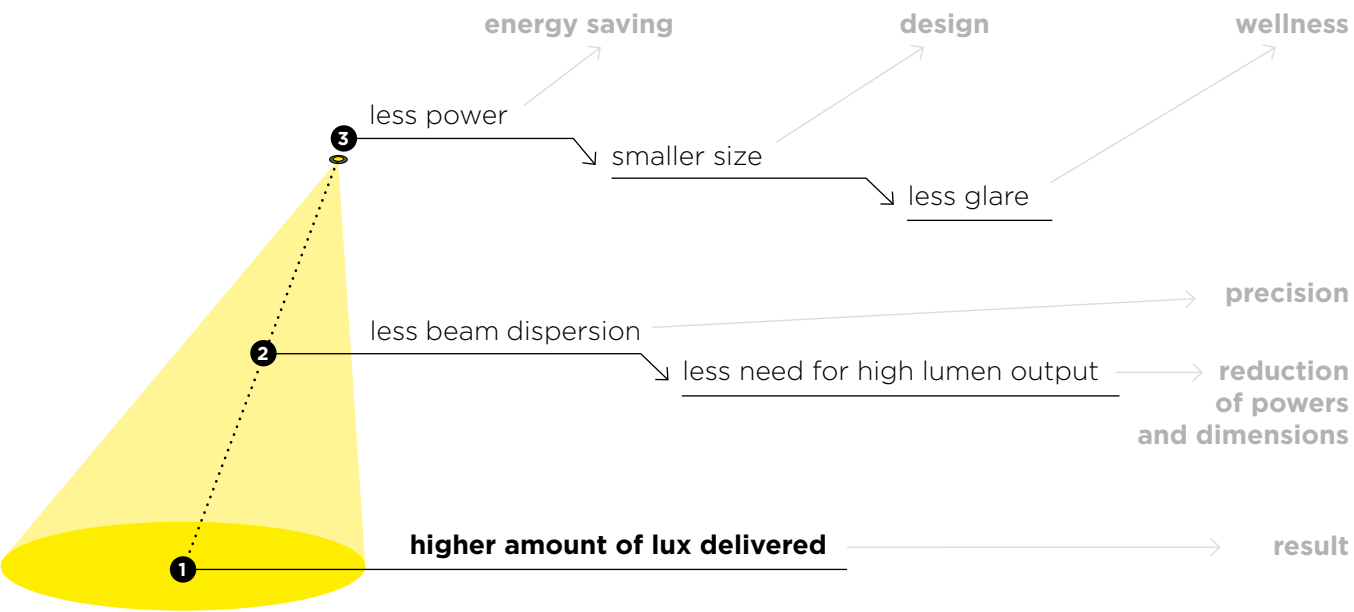
Projection quality, glare control, specific beams and beam deviations, optimised for performance and for extremely low consumption.

Why are the actual lux returned on the subject more important to us than the lumens emitted by the product?

The lux on the illuminated plane in the area defined by the beam is the exact measure of the efficiency of an optical system. Lumens are a datum that refers to what is generated by the optical system, regardless of the beam.

We measure ourselves on the actual part of light that reaches the mark, therefore what we will perceive nett of dispersions.
For this we carefully consider the performance in Lux / watt. Resulting in less energy to get the same amount of light on the subject.

THE EFFECTIVE CIRCLE OF OPTICAL EVOLUTION



RESEARCH AS INNOVATION AND DESIGN TOOL_

Small to be discreet, to create the illusion of light without a footprint.
Small because we can afford it, it is a unique luxury granted by the
results of the new Revo optical systems.

Reducing dimensions without compromising the illuminated effects
is one of the technical-aesthetic purposes that we carry out with the
fundamental support of lighting designers, historians and restorers
who guide us in their specific and defining recommendations.




OPTICS OVERVIEW_

We have defined a range of optical options capable of providing defined and complementary lighting solutions. The Exenia collection of recessed, semi-recessed and projectors thus becomes a "toolbox" of specific fixtures available to lighting designers and technicians.

OPTICAL RANGE

		ACCENT LIGHTING	GENERAL LIGHTING	WALL WASHERS	ELLIPTICAL LIGHTING	LIGHTING ACCENT WALL WASHING	ZOOM OPTICS	SHAPER	MULTICHIP OPTICS
		Revo Rotosymmetric	Horizontal Low Contrast	Vertical Low Contrast	Ellipticals Low Contrast	Rotosymmetric Soft Beam			Dynamic RGB Dynamic WHITE
	DARK	✓	✓	✓	✓				
	PIN REVO	✓		✓	✓				
	NIO					✓			
	BLOG					✓			
	SPOT REVO	✓	✓	✓	✓			✓	
	PLURIEL					✓			
	NIO					✓			
	SPOT 230 REVO	✓	✓	✓	✓			✓	
	MUSEO REVO	✓		✓	✓			✓	
	MUSEO					✓			
	SPOT 48	✓						✓	
	SERIE M					✓	✓	✓	
	R2			✓		✓	✓		
	RADIUS								✓

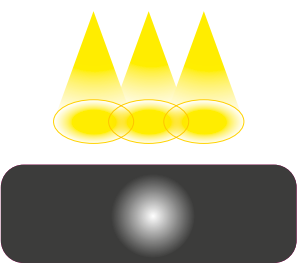
OPTICS OVERVIEW_



ACCENT LIGHTING:

Revo optics


Roto symmetrical optics combine high homogeneity with a refined clean projection and minimum glare values, ideal for a defined, precise focus of light intensity. Designed for museum and heritage applications, they bring the high level of visual comfort and offer fantastic energy savings.



LIGHTING DISTRIBUTION:

Low Contrast Optics


Roto symmetrical optics designed to optimise luminaire efficiency; they deliver an unprecedented level of uniform light distribution over a wide area. By utilising the suggested layout tables, they promote maximum coverage with the minimal number of required luminaires to deliver highly professional results.



WALL WASHERS:

Vertical Low Contrast Optics.

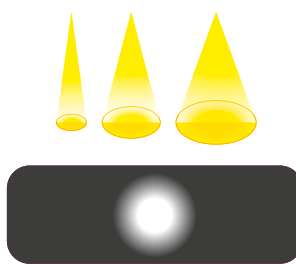
High performance asymmetrical lenses designed to optimise the distances between the products, while delivering the highest levels of uniform light on the walls and keeping ceilings and floors in the shade.



ELLIPTICAL LIGHTING.

Low Contrast optics with Elliptical Beam.


Designed to obtain longitudinal lighting distributions typically used in corridors or for highlighting horizontal features. This new optical geometry can reduce the number of products and thus lower the energy requirements while maintaining perfect homogeneity and distribution.



SOFT CONTOUR ACCENT LIGHTING.


Parabolic reflector with soft beam optics.

Rotosymmetrical optics dedicated to unmarked accent lighting, where you need fluidity and continuity between subject and environment. The highlighted position slowly reduces, leaving a defined illuminated area that is much wider and more nuanced than the central area of incidence.



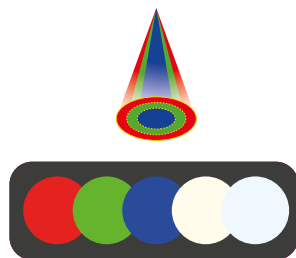
ZOOM OPTICS

Available in two projector models, R2 and M3, they are characterised by a single lens zoom with mechanical adjustment which allows extremely easy and immediate beam variations from 9° to 26°. Thanks to the geometric movement of the lens, glare values are always very low.



SHAPER

Two models of beam shaper in two sizes and powers, available to suit many applications. The M4 series and Museo Compact with shaper allows precise beam definition at long distances with higher power. The Revo Medium series with shaper combines compact dimensions and excellent performance in an effective luminaire, designed to be flexible and stable with special magnetic sliding lamelles.

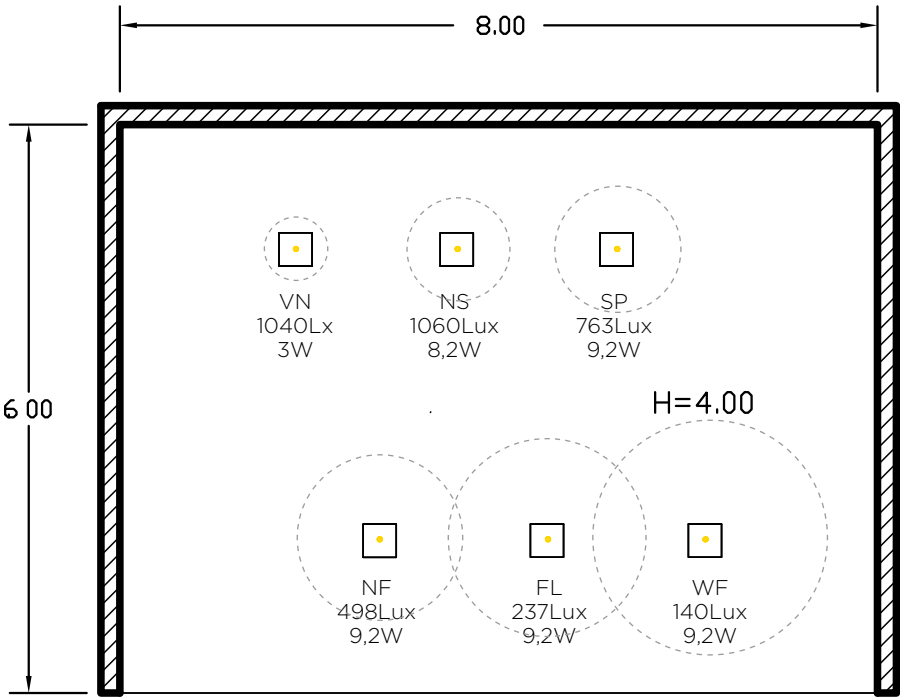


MULTICHIP OPTICS

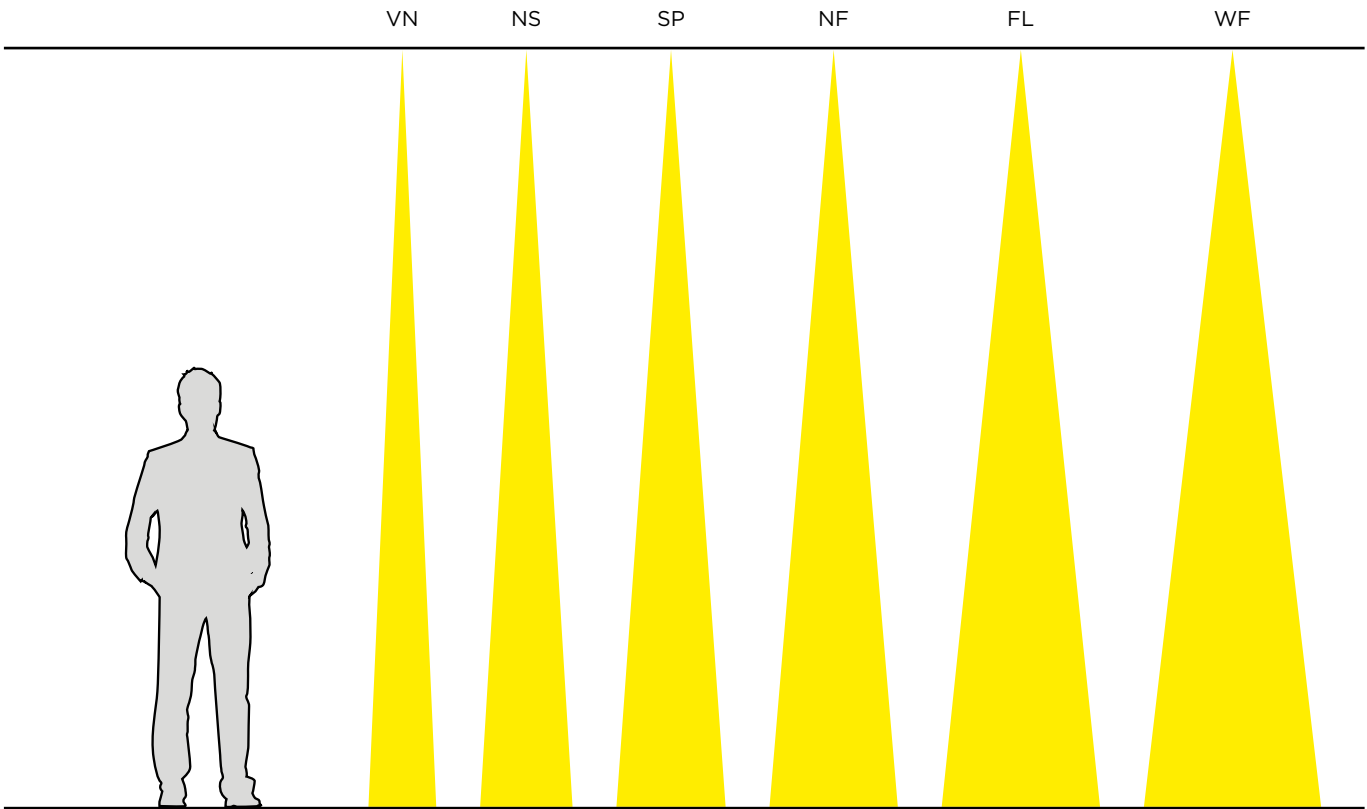

Derived from Lumenpulse technology, the multiple source LEDs are available on the Radius series and offer the possibility of combining a variety of very high precision beams with the dynamic management of white LEDs and colour RGB, further complementing the width and depth of the optical instruments available to Exenia.

Accent Light Revo optics

An example of the use of **Revo** lenses in which the relationship between lux on the subject, power of the product, beam precision and last but not least the size of the product itself is highlighted.

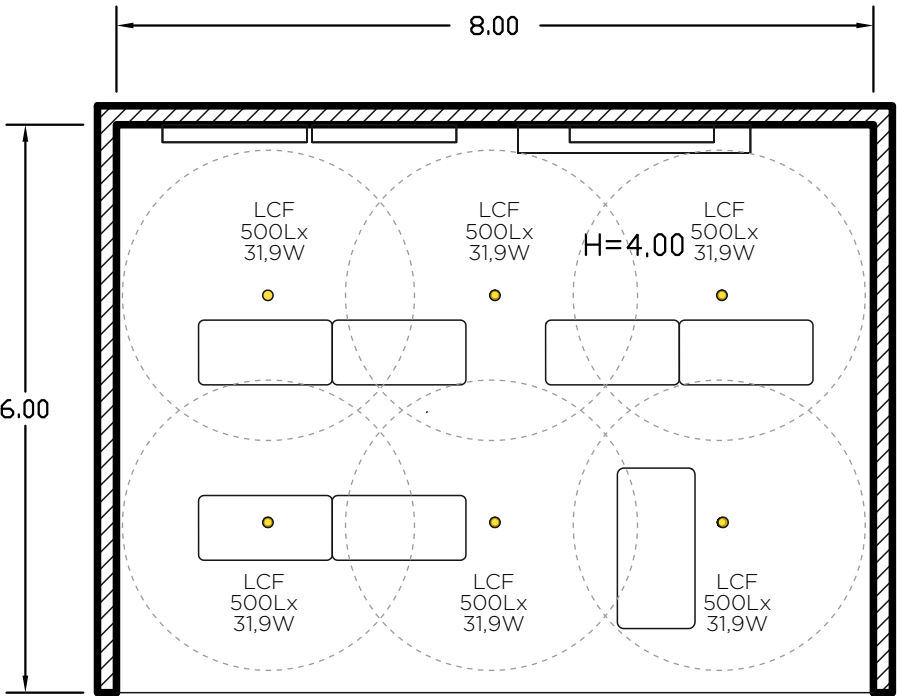



N°6 DARK Small Tilt
optics: VN - NS - SP - NF - FL - WF

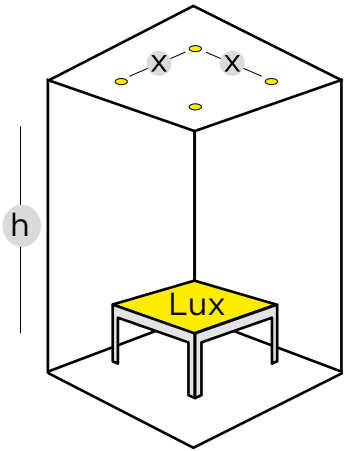


General Light Low Contrast optics

An example of the use of **rotosymmetrical Low Contrast optics**, determined using a basic matrix in which the relationships between the obtained uniformity, number of products, and power used is in perfect harmony with each other.



N°6 DARK Max Fix Low Contrast FL optic / Dimensions in meters



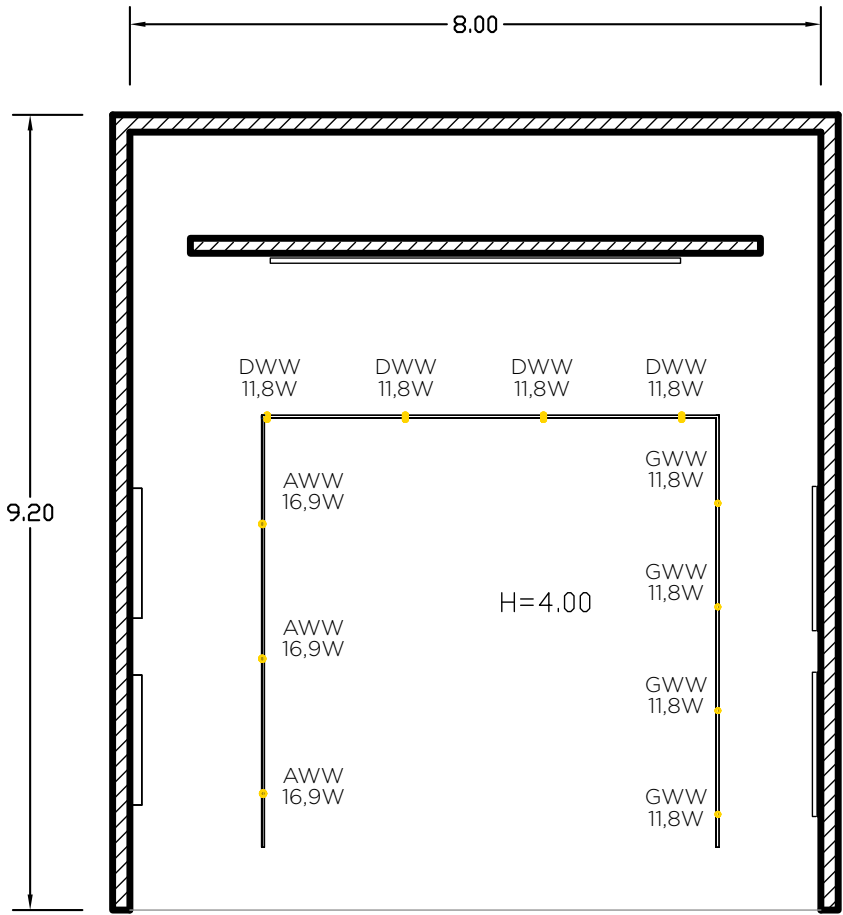
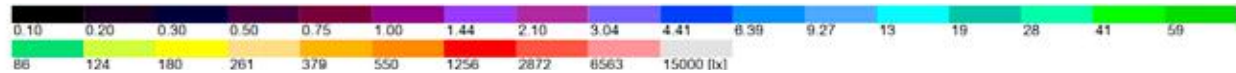

- Sensing data**
- 3000K
 - Ra92
 - UGR<19
 - Calculation surface 0.8m from the ground
 - UNIF. > 0,7**

POSITIONING TABLE h 2,7 / 4m											
MODEL			POWER	h=2,7				h=4m			
				150Lx	200Lx	300Lx	500Lx	150Lx	200Lx	300Lx	500Lx
LOW CONTRAST	MEDIUM	WF	4,1W	x=1,8m							
		FL	12,1W				x=2,6m				
	COMPACT	WF	8,2W		x=2,1m						
		FL	17,3W					x=2,6			
	MAX	WF	11,5W			x=2m					
			16,8W				x=1,9m				
			24,2W							x=2,7m	
		FL	31,9W								x=2,4m
			W/m²	1,7	2,1	3,2	5,5	2,0	2,6	3,7	6,2

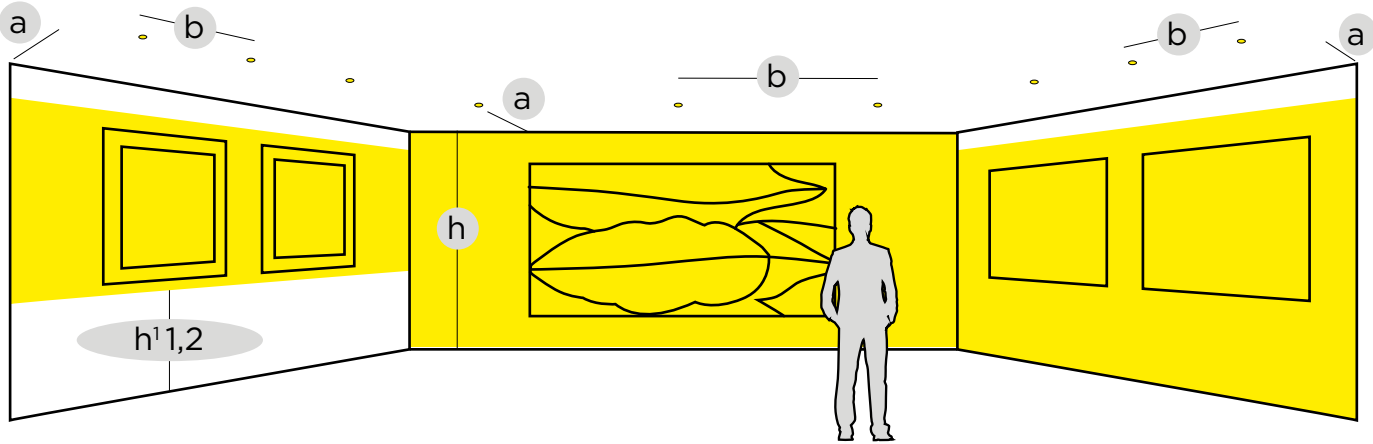
POSITIONING TABLE h 6 / 8m												
MODEL			POWER	h=5m				h=6m			h=8m	
				150Lx	200Lx	300Lx	500Lx	100Lx	200Lx	300Lx	200Lx	300Lx
LOW CONTRAST	MEDIUM	WF	5,4W									
		FL	13,2W									
	COMPACT	WF	8,2W									
		FL	17,3W	x=3m								
	MAX	WF	11,5W									
			16,8W									
			24,2W		x=3,3m							
		FL	31,9W			x=3m	x=2,4m	x=4,2m	x=3,7m	x=3m	x=3,6m	x=2,6m
			W/m²	2,0	2,7	4,0	6,2	2,0	2,6	4,0	2,8	5,3

Wall Washers Low Contrast optics

UAn example of the use of **asymmetrical Low Contrast optics**, calculated within the preferred arrangement formula, which obtains a high degree of uniformity (above 0.7), with a reduced number of products and an average return of over 200 lux on the wall.



N°3 SPOT REVO Compact AWW (Area Washer) optic 3000K Ra98 on the left side / 1
e N°4 SPOT REVO Medium GWW (Grazing Washer) optic 3000K Ra98 on the right side / 2
N°4 SPOT REVO Medium DWW (Deep Washer) optic 3000K Ra98 on the bottom / 3
Dimensions in meters



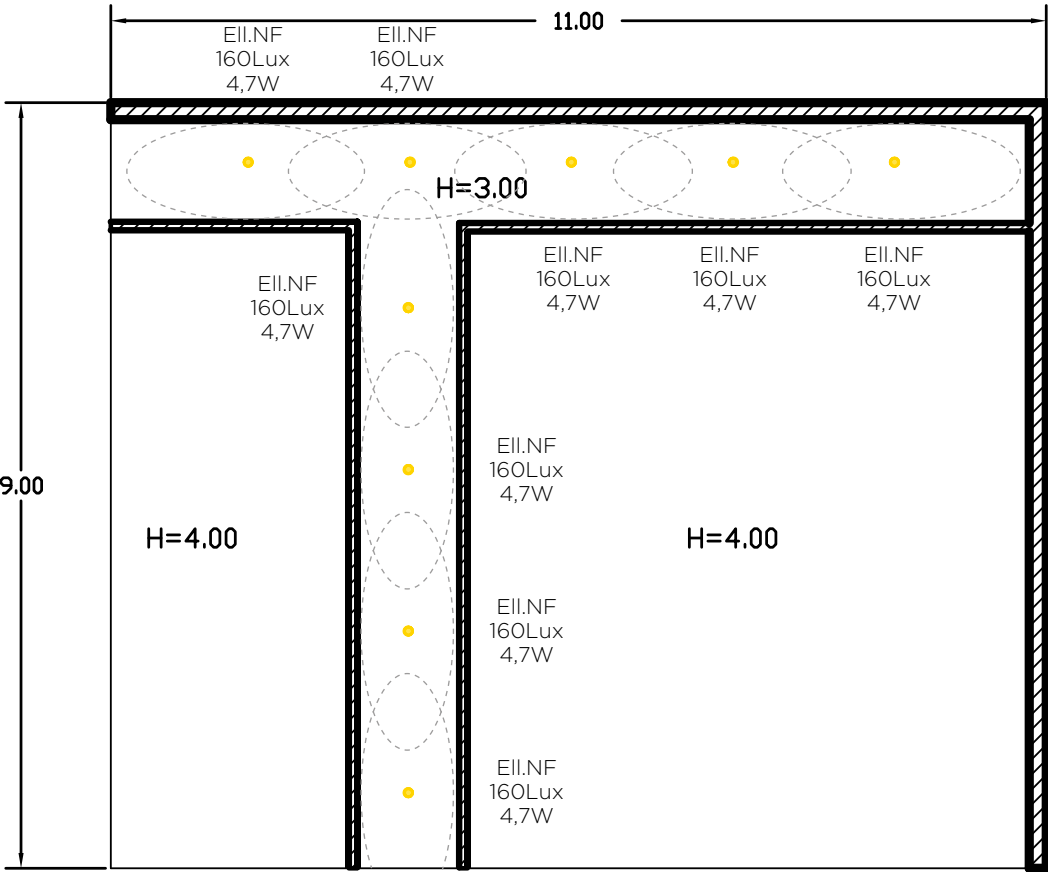

POSITIONING TABLE AREA WASHER 3000K Ra98			①
(h) Height wall	(a) Distance from wall	(b) Distance between fixtures	
h	a= 0,3 x h	b= 1,3 x a	
Verification AWW Compact			Uniformity
4m	1,2m	1,6m	0,71

POSITIONING TABLE DEEP WASHER 3000K Ra98			②
(h) Height wall	(a) Distance from wall	(b) Distance between fixtures	
h	a= 0,5 x h	b= 0,8 x a	
Verification DWW Medium			Uniformity
3m	1,5m	1,2m	0,64

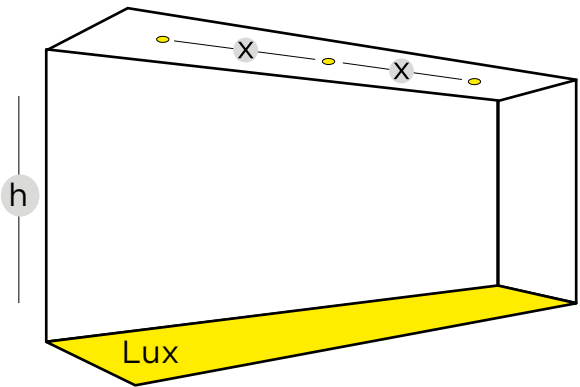
POSITIONING TABLE GRAZING WASHER 3000K Ra98			③
(h) Height wall	(a) Distance from wall	(b) Distance between fixtures	
h	a= 0,3 x h	b= a	
Verification GWW Medium			Uniformity
4m	1,2m	1,2m	0,72

Longitudinal Lighting Low Contrast optics

An example of great energy savings. **Low Contrast elliptical optics**, calculated within the preferred arrangement formula, highlights how by using a product every two meters (at 3m height) it is possible to obtain 150 lux while conforming to a uniformity of 0.6 and an absorption of 2.1w / sqm.



N°9 DARK MAX Fix Low Contrast ENF optic
(elliptical Narrow Flood) optic from 4,7W



Sensing data
- 3000K
- Ra92
- UGR<19
- Calculation surface on the ground
UNIF. > 0,6

POSITIONING TABLE						
MODEL			POWER	h= 3m		
				100Lx	150Lx	250Lx
LOW CONTRAST	MAX	LCENF	3,1W	x= 2m		
			4,7W		x= 2m	
			8,1W			x= 2m
			W/m²	1,4	2,1	3,6

SMART FUTURE. NEW TRENDS & NEW DEVICES_

In recent years, LED light control systems have made great strides and are now an excellent solution for saving energy, creating atmosphere or simply controlling and adjusting light according to circumstances. However, it is not easy to find the right product among the many proposals that are available on the market. On the contrary, there is a risk of adding an extra complicating factor to the projects.

It is our real objective to equip our fixtures with LED technology control systems with the following feature:

- **easy to use for a lean and smooth balance of direct light;**
- **innovative, developed according to the most advanced technologies;**
- **flexible, to adapt to the requirements of complex projects.**

In addition to the traditional Phase Cut and Push control solutions for fixtures operating at 230V and 1-10V dimming, Exenia offers innovative digital and wireless control systems:

- **DALI, digital control to control up to 64 fixtures simultaneously;**
- **Bluetooth[®], a state-of-the-art wire less control Smart phone App;**
- **LumentalkTM, an exclusive Lumen pulse's patent to control lighting systems through the power supply line with DALI, 1-10V or DMX input signal;**




Photo: Kevin O'Connor on Unsplash

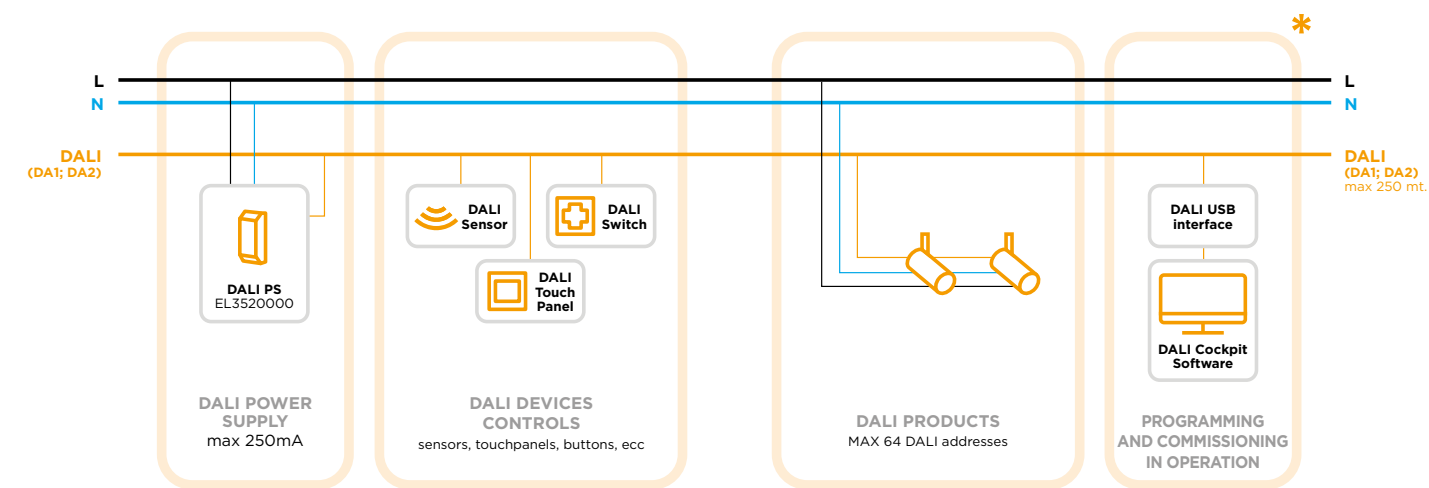
DIGITAL CONTROL DALI _

The Digital Addressable Lighting Interface (DALI) is a control protocol with which luminaires equipped with DALI control gear can be controlled individually.

The two-wire command line has a transmission speed of 1.2 Kbit/sec. It is laid together with the mains connection cables using a 5-pole cable.

The bidirectional system allows feedback from the luminaires to be sent, for example to signal a lamp failure. The DALI protocol has a maximum limit of 64 fixtures.

In the standard version, it is possible to control up to 16 luminaire groups and as many as 16 light scenes can be saved on the control unit.



* Scheduling and implementation must be agreed with Exenia

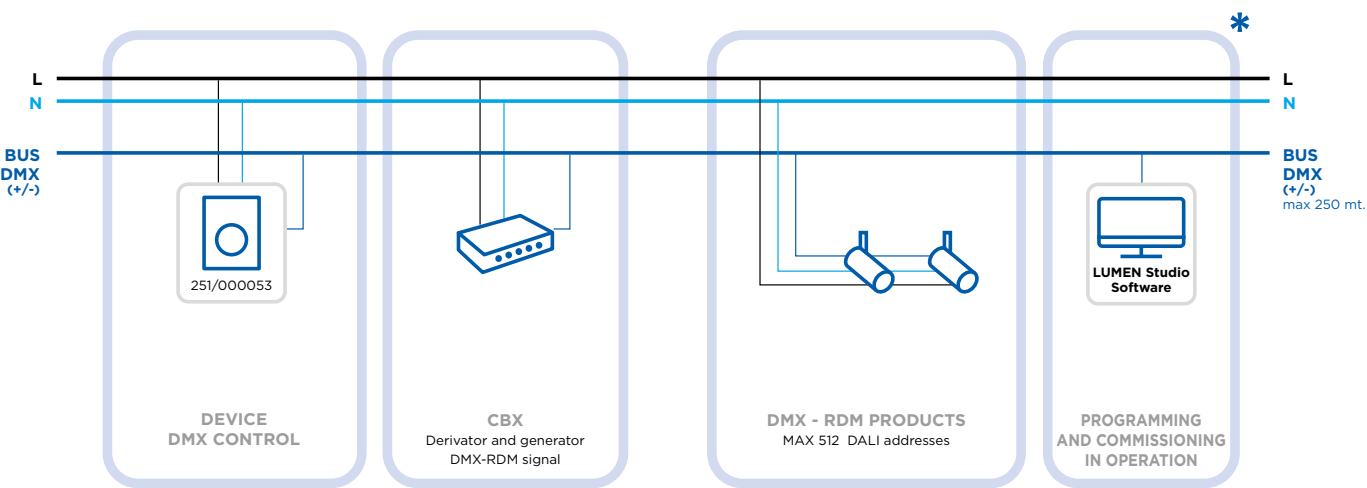
DMX-RDM _

The digital control protocol DMX (Digital Multiplexed) is mainly used for stage lighting. In architectural lighting, the protocol is primarily used for facades or for the creation of scenography effects in rooms.

Data transmission takes place with a separate 5-pole cable with a transmission speed of 250 Kbit/sec; with which up to 512 channels can be controlled.

For multi-channel luminaires with colour control and adjustable mobility, the different functions must be managed with separate addresses.

The DMX - RDM version allows bidirectional communication.



* Scheduling and implementation must be agreed with Exenia

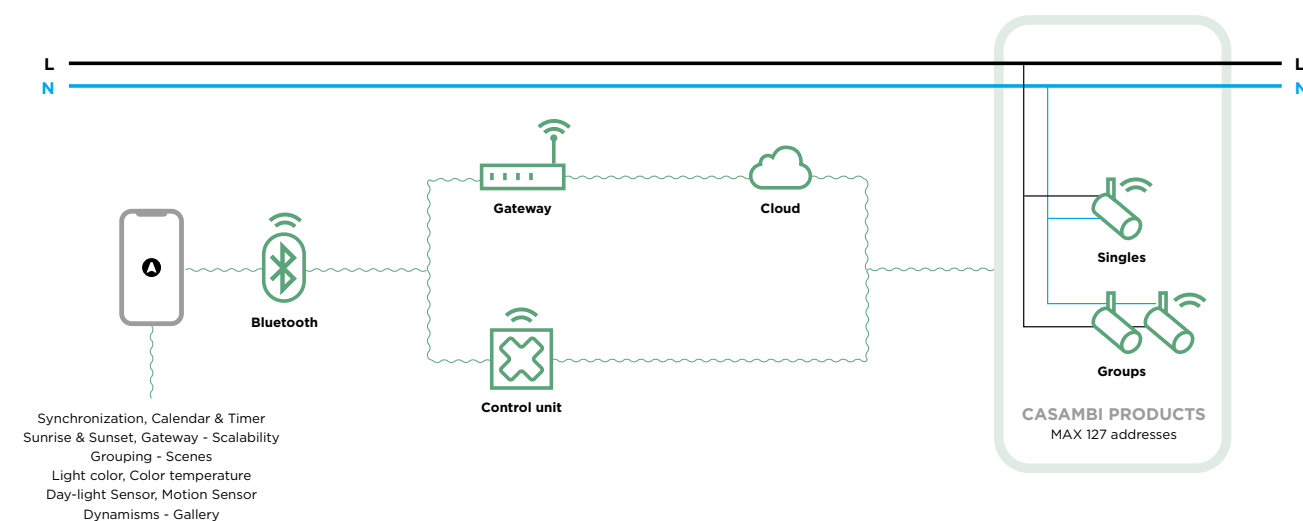
CASAMBI _

The luminaires are controlled via wireless or Bluetooth, from a smartphone or tablet, without the need for other hardware.

For Casambi on board appliances. The Exenia home automation system allows you to manage a lighting system wirelessly. Designed for both the consumer and professional markets.

Born from the union between Casambi Technology, a leading company in wireless light control solutions, and Exenia lighting fixtures.

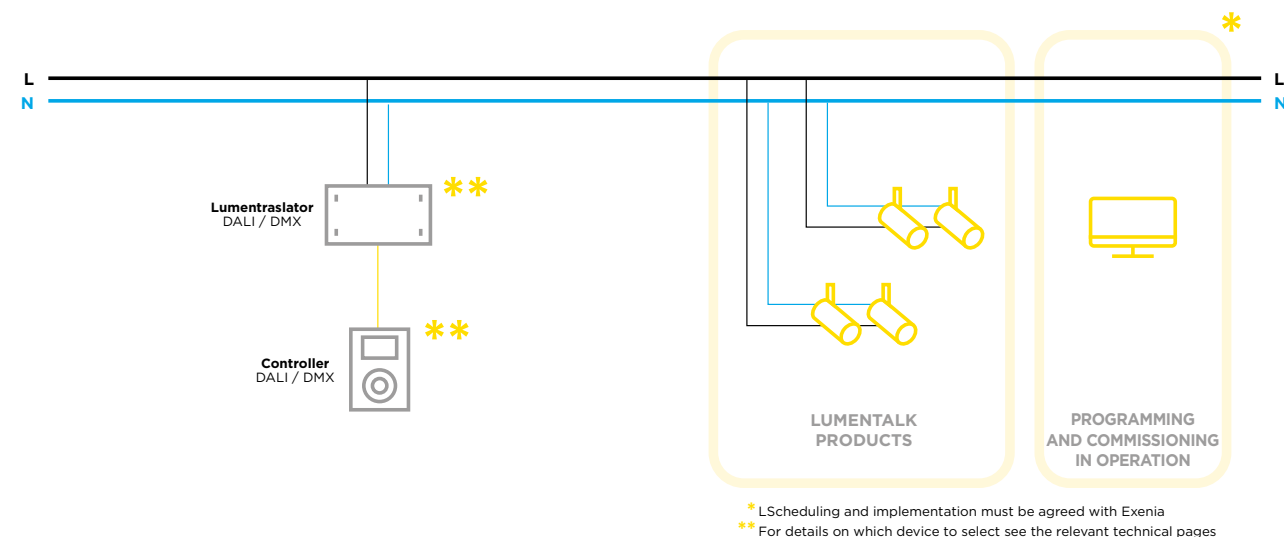
The system is completed with specially designed components that allow wireless control of several devices.



Having a digital light management system has never been easier. Lumentalk leverages existing electrical connections to create innovative DMX, DALI, 1-10V control networks without the need for expensive re-wiring costs. There are no constraints or application boundaries other than those defined by the designer's creativity alone.

No additional wiring is necessary for this system which is a truly precious alternative for projects where due to building constraints it is not possible to realise new electrical systems. This is particularly important on cultural and heritage sites such as ecclesiastical buildings, museums, and galleries etc.

With the electrical network already present and the new LUMENTALK system installed, the entire line of luminaires thus becomes a precious vehicle of digital information capable of communicating light and its behaviour via control devices of your choice.



ACCESSORIES: THE SHAPERS AND THE ADJUSTABLE ZOOMS_

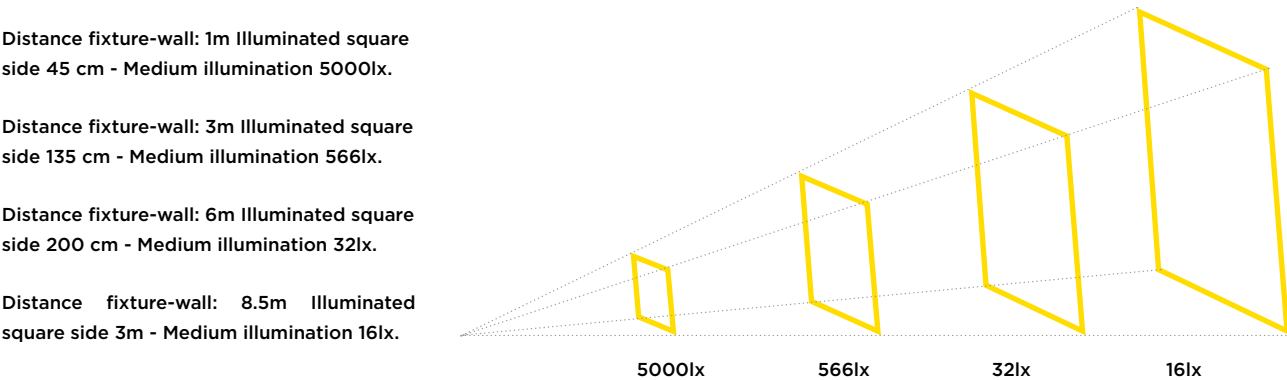


Shaper:
Thanks to the Exenia Roll-off device, it is possible to enhance and highlight the details of every lighting project. The sharp and clear contours create a real frame of light.

The light is shaped with the screw adjustment system of the fixture itself. Its long stroke allows you to find the right focus in every condition.

The special adjustment fins also allow controlled effects to be obtained even when the light source is not aligned with the object to be framed. Versatility and professionalism make this tool an ideal accessory for high level applications.

The following values refer to a nominal device starting flow 5000 lm approx.




Optical Zoom:
With our new Exenia optical zoom you can adapt any type of installation to your needs.

Thanks to the adjustable beam, it is possible to obtain infinite diameters between 9° to 26° and ensure maximum versatility for any type of use.

The operation is simple, just rotate the lens by acting directly on the accessory, thus adapting the lighting to new needs that can be created in the illuminated place, where the arrangement of the objects to be illuminated changes cyclically.

Moreover, thanks to its simple construction, this accessory can also be used in non-professional contexts, such as domestic ones. The following values refer to a nominal device starting flow of 5000 lm approx.



TAILORED COLOURS AND FINISH:

A distinctive feature of the Exenia collections is the colour that is totally natural, with almost thirty finishes available in our catalogue and many opportunities for customization.

Our advanced in-house painting system produces extra-glossy, matte and texturized finishes with many innovative colours and finishes.

A deep knowledge of production processes, the use of eco-sustainable materials, pressurized paint booths and our artisan know-how allow us to make any tailored finish.







It is possible to reproduce any shade through the measurement of colour with a spectrophotometer starting from any material - liquids, paper, metals, plastics - guaranteeing maximum uniformity, obtaining a spectral reflectance curve that represents the "fingerprint" of colour.



MATT AND TEXTURED FINISHES_

							
85 CORTEN	86 CORTEN EFFECT TXT	64 BABY BLUE	92 CONCRETE GREY TXT	47 PARGET WHITE RAL 9003 MATT	42 MATT WHITE RAL 9003 MATT	17 MATT ORANGE	91 ANODIZED GREY
							
55 MATT BROWN	1M BRICK RED	22 SPRING GREEN	40 WHITE WOOD	03 CLEAR WOOD	52 MATT BLACK RAL 9005 MATT	5X BLACK TXT RAL 9005 MATT	4X WHITE TXT RAL 9003 MATT
							
6T OCEAN BLUE RAL 5012 MATT	MB MUD BROWN TXT	MS SAND TXT	CA CARBON GREY TXT	11 RED	GT GOLD TXT	CT COPPER TXT	BZ DARK BRONZE TXT

GLOSSY FINISHES_

					
40 GLOSSY WHITE RAL 9003 GLOSS	20 GLOSSY SPRING GREEN	50 GLOSSY BLACK RAL 9005 GLOSS	70 CHROME	10 LACQUERED RED	33 CORN YELLOW




OUTDOOR FINISHES_

						
MB MUD BROWN TXT	MS SAND TXT	CA CARBON GREY TXT	WT WHITE TXT RAL 9003 MATT	RU CORTEN EFFECT TXT	GT GOLD TXT	CG CONCRETE GREY TXT

BASE PROJECTORS

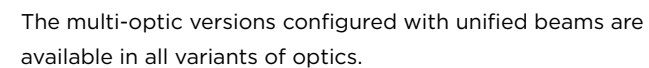
				
MUSEO REVO MINI 60	MUSEO REVO SMALL 64	MUSEO REVO MEDIUM 68	MUSEO REVO COMPACT 72	MUSEO REVO MAX 76
				
MUSEO RADIUS NANO 82	MUSEO RADIUS SMALL 82	MUSEO RADIUS MEDIUM 82	MUSEO MINI 88	MUSEO SMALL 92
				
MUSEO COMPACT 98	MUSEO 104			

OVERVIEW

	MUSEO REVO	MUSEO	MUSEO RADIUS
			
Dimensions	Mini - Ø33mm / Small - Ø45mm / Medium - Ø61mm Compact - Ø76mm / Max - Ø96mm	Mini - Ø40mm / Small - Ø55mm Compact - Ø100mm / Museo - Ø128mm	Nano - Ø57mm Small - Ø118mm / Medium - Ø144mm
Driver	on board	on board	on board
CRI	92/98	85/95	80+/90+
Temperatures of white	2700/3000/3500/4000	2700/3000/4000	2700/2200/3000/3500/4000
ACCENT LIGHTING Revo Rotosymmetric	●		
GENERAL LIGHTING Horizontal Low Contrast		●	
WALL WASHERS Vertical Low Contrast	●		
ELLIPTICAL LIGHTING Ellipticals Low Contrast	●		●
Zoom			
Shaper	●	●	
Dynamic white / RGB color			●
Controls	ON/OFF / 1-10 / DALI / CASAMBI / LUMENTALK	ON/OFF / 1-10 / DALI / PUSH	ON/OFF / 1-10 / DALI / LUMENTALK / DMX
Finishes	6 standard colors + Customization	3 standard colors and 9 on the rings + Customization	5 standard colors + Customization
Accessories	visor / snoot / elliptical lens / honeycomb / diffusing glass / protective glass	snoot / visor / honeycomb / narrow optic	snoot / visor / honeycomb satin diffuser / elliptical lens

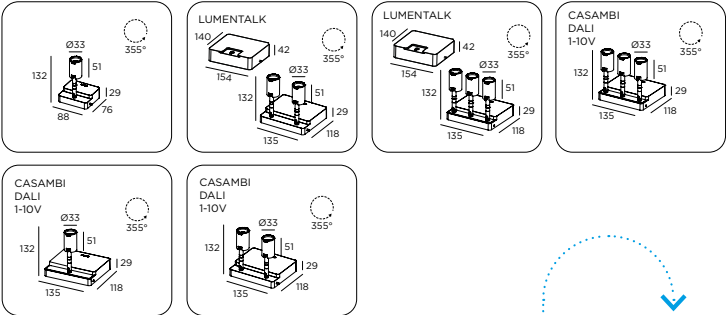


IP_{20}



Glaring	Darklight
UGR	<13
Colour deviation	2 SDCM
Fixture power	5,1W
Fixture flux	392lm
Fixture efficacy	77lm/W
LED values	4,5W 50lm

MUSEO REVO
Based mini



38440	MINI 1X	161€
38441	MINI 2X	214€
38442	MINI 3X	278€

+		
Control		
O	ON/OFF	0€
1	1-10V	50€
D	DALI	50€
C	CASAMBI	150€
L	LUMENTALK	250€

+		
Finish		
W	Matt white txt	0€
B	Matt black txt	0€
9	Concrete grey	0€
S	Sand	0€
R	Corten effect	0€
M	Mud brown	0€
C	Copper txt	0€

+		
CRI-CCT		
22	CRI92 2700K	0€
23	CRI92 3000K	0€
27	CRI92 3500K	0€
24	CRI92 4000K	0€
82	CRI98 2700K	0€
83	CRI98 3000K	0€
87	CRI98 3500K	0€
84	CRI98 4000K	0€

Optic		
V	Very Narrow Spot 3W	0€
N	Narrow Spot 3,9W	0€
2	Elliptical Narrow Spot 3,9W	0€
S	Spot 4,5W	0€
M	Narrow flood 4,5W	0€
F	Flood 4,5W	0€

+ Accessories		
N	No Accessories	0€
H	Honeycomb louvre	8€
S	Snoot	15€
V	Visor	10€
E	Ellipse	15€

Independent accessories		
9G069	Visor	15€
9G070	Snoot	20€
9G071	Elliptical lens	20€
9G072	Honeycomb grid	10€

MUSEO REVO MINI accessories

Snap-on accessory for the partial and directional reduction of the eventual glare. Can rotate of 360°. Replaces the ring supplied as standard.

Elliptical secondary lens. This holographic film must be put onto the primary optic to transform the beam in a elliptical beam. Various ellipses can be obtained depending on the chosen combinations. The lens can be rotated. Replaces the ring supplied as standard.

Cylindrical accessory for the omnidirectional reduction of the eventual glare. Snap-on mounting. Replaces the ring supplied as standard.

Antiglare honeycomb element. It can be snapped on the rear side of the projector standard ring.

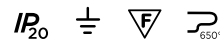
Visor		
9G 069		15€

Elliptical lens		
9G 071		20€

Snoot		
9G 070		20€

Honeycomb		
9G 072		10€

MUSEO REVO SMALL



The Small version offers beams from 7° to 47°, two elliptical beams Elliptical Narrow and Elliptical Wide, and numerous compendium accessories. High color rendering, UGR <10 and compliance with the DARK lighting parameters, are completed by the quality of the 2 SDCM light source and by the particular cleanliness of the beam projection.

Full compatibility with the most common control systems make Museo Revo Small the perfect tool in contexts where the value of the source is determined by a very high performance quality and minimal physical and visual intrusiveness.

The multi-optic version allows the use of differentiated beams on the same luminaire in the operating variants Spot, Narrow Flood, Flood, Wide Flood.

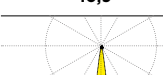
The multi-optic versions configured with unified beams are available in all variants apertures.

Very Narrow Spot

H(m)	Ø(m)	E _{max} (lx)		Glaring	Darklight
1	0,12	9180		UGR	<4
2	0,24	2295		Colour deviation	2 SDCM
3	0,36	1020		Fixture power	3,4W
4	0,47	574		Fixture flux	232lm
5	0,59	367		Fixture efficacy	68lm/W
				LED values	3W 282lm

IMax 9180cd

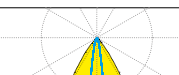
Narrow Spot

H(m)	Ø(m)	E _{max} (lx)		Glaring	Darklight
1	0,19	9539		UGR	<7
2	0,38	2385		Colour deviation	2 SDCM
3	0,57	1060		Fixture power	9,3W
4	0,76	596		Fixture flux	492lm
5	0,96	382	Fixture efficacy	53lm/W	
				LED values	8,2W 632lm
			IMax 9538cd		

Flood


H(m)	Ø(m)	E _{max} (lx)		Glaring	Darklight
1	0,66	2132		UGR	<10
2	1,32	533		Colour deviation	2 SDCM
3	1,97	237		Fixture power	10,5W
4	2,63	133		Fixture flux	797lm
5	3,29	85		Fixture efficacy	76lm/W
				LED values	9,2W 950lm

Elliptical Narrow Spot

H(m)	Ø(m)	E _{max} (lx)	53,9° / 12,0°	
1	1,02x0,21	1625		Glaring -
2	2,03x0,42	406		UGR -
3	3,05x0,63	181		Colour deviation 2 SDCM
4	4,07x0,84	102		Fixture power 9,3W
5	5,08x1,05	65		Fixture flux 417lm
				Fixture efficacy 45lm/W
				LED values 8,2W 632lm

IMax 1624cd

Elliptical Wide Flood

H(m)	Ø(m)	E _{max} (lx)																
1	0,77x1,45	687	<div><div>42,3° / 72,0°</div></div>	<table><tr><td>Glaring</td><td>-</td></tr><tr><td>UGR</td><td>-</td></tr><tr><td>Colour deviation</td><td>2 SDCM</td></tr><tr><td>Fixture power</td><td>10,5W</td></tr><tr><td>Fixture flux</td><td>616lm</td></tr><tr><td>Fixture efficacy</td><td>59lm/W</td></tr><tr><td>LED values</td><td>9,2W 950lm</td></tr></table>	Glaring	-	UGR	-	Colour deviation	2 SDCM	Fixture power	10,5W	Fixture flux	616lm	Fixture efficacy	59lm/W	LED values	9,2W 950lm
Glaring	-																	
UGR	-																	
Colour deviation	2 SDCM																	
Fixture power	10,5W																	
Fixture flux	616lm																	
Fixture efficacy	59lm/W																	
LED values	9,2W 950lm																	
2	1,55x2,01	172																
3	2,32x4,36	76																
4	3,09x5,81	43																
5	3,86x7,27	27																

IMax 686cd

Spot

H(m)	Ø(m)	E _{max} (lx)	16,7°	Glaring	Darklight
1	0,29	6863		UGR	<7
2	0,59	1716		Colour deviation	2 SDCM
3	0,88	763		Fixture power	10,5W
4	1,18	429		Fixture flux	708lm
5	1,47	275		Fixture efficacy	68lm/W
				LED values	9,2W 950lm

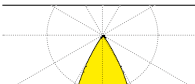
IMax 6863cd

Narrow Flood

H(m)	Ø(m)	Emax(lx)		Glaring	Darklight
1	0,42	4487			
2	0,83	1122		UGR	<4
3	1,25	499		Colour deviation	2 SDCM
4	1,67	280		Fixture power	10,5W
5	2,08	179		Fixture flux	787lm
				Fixture efficacy	75lm/W
				LED values	9,2W 950lm

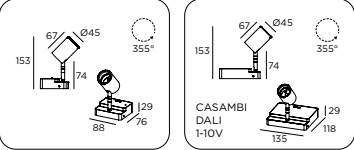
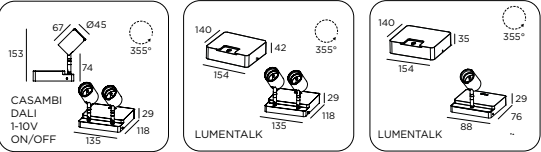
IMax 4486cd

Wide Flood

H(m)	Ø(m)	E _{max} (lx)			
1	0,87	1262		Glaring	Darklight
2	1,74	315		UGR	<19
3	2,60	140		Colour deviation	2 SDCM
4	3,47	79		Fixture power	10,5W
5	4,34	50		Fixture flux	729lm
				Fixture efficacy	70lm/W
				LED values	9,2W 950lm

IMax 1262cd

MUSEO REVO
Based small



38540	SMALL 1X	182€
38541	SMALL 2X	246€

Control		
O	ON-OFF	0€
1	1..10V	50€
D	DALI	50€
C	Casambi	150€
L	Lumentalk	250€

Finish		
W	Matt white txt	0€
B	Matt black txt	0€
9	Concrete grey	0€
S	Sand	0€
R	Corten effect	0€
M	Mud brown	0€
C	Copper txt	0€

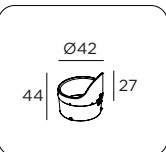
CRI-CCT		
22	CRI92 2700K	0€
23	CRI92 3000K	0€
27	CRI92 3500K	0€
24	CRI92 4000K	0€
82	CRI98 2700K	0€
83	CRI98 3000K	0€
87	CRI98 3500K	0€
84	CRI98 4000K	0€

Optic		
V	Very Narrow Spot 3W	0€
N	Narrow spot 8,2W	0€
2	Elliptical narrow spot 8,2W	0€
S	Spot 9,2W	0€
M	Narrow flood 9,2W	0€
F	Flood 9,2W	0€
W	Wide flood 9,2W	0€
6	Elliptical wide flood 9,2W	0€

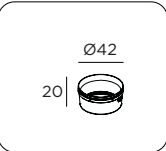
Accessory		
N	No Accessorises	0€
H	Honeycomb louvre	8€
S	Snoot	15€
V	Visor	10€
E	Ellipse	15€

Independent accessories		
9G073	Visor	25€
9G074	Snoot	35€
9G075	Elliptical lens	25€
9G076	Honeycomb grid	12€

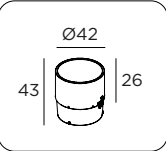
MUSEO REVO SMALL accessories



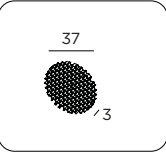
Snap-on accessory for the partial and directional reduction of the eventual glare. Can rotate of 360°. Replaces the ring supplied as standard.



Elliptical secondary lens. This holographic film must be put onto the primary optic to transform the beam in a elliptical beam. Various ellipses can be obtained depending on the chosen combinations. The lens can be rotated. Replaces the ring supplied as standard.



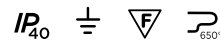
Cylindrical accessory for the omnidirectional reduction of the eventual glare. Snap-on mounting. Replaces the ring supplied as standard.



Antiglare honeycomb element. It can be snapped on the rear side of the projector standard ring.

Visor		
9G 073		25€
Elliptical lens		
9G 075		25€
Snoot		
9G 074		35€
Honeycomb		
9G 076		12€

MUSEO REVO MEDIUM



The Medium version offers beam widths from 8° to 50° two elliptical beams Elliptical Narrow and Elliptical Wide a shaper and the refined asymmetrical wall-washer DWW with high homogeneity.

The numerous accessories in the range are designed with a fastening system with overlapping elements allowing a differentiated and specific optical configuration. High color rendering, UGR coefficient <10 and compliance with the DARK lighting parameters, are completed by the quality of the 2 SDCM light source and by the particular cleanliness of the beam projection.

The overall aluminum body uses new frictioned brass arms, equipped with micrometric locking for easy and definitive aiming.

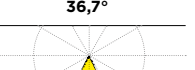
Full compatibility with the most common control systems make Museo Revo Medium the perfect tool in contexts where the value of the source is determined by a very high performance quality and by minimal physical and visual intrusiveness.

Narrow Flood

H(m)	Ø(m)	E _{max} (lx)		Glaring	Darklight
1	0,43	10060		UGR	<1
2	0,86	2515		Colour deviation	2 SDCM
3	1,29	1118		Fixture power	19,7W
4	1,73	629		Fixture flux	1772lm
5	2,16	402		Fixture efficacy	90lm/W
				LED values	17,3W 2027lm

IMax 10060cd

Flood

Data			Technical specifications		
H(m)	Ø(m)	E _{max} (lx)			
1	0,66	4841		Glaring	Darklight
2	1,32	1210		UGR	<10
3	1,99	538		Colour deviation	2 SDCM
4	2,65	303		Fixture power	19,7W
5	3,31	194		Fixture flux	1791lm
			Fixture efficacy	91lm/W	
			LED values	17,3W 2027lm	

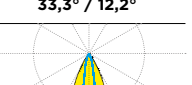
IMax 4840cd

Wide Flood

H(m)	Ø(m)	Emax(lx)		Glaring	Darklight
1	0,94	2631		UGR	<19
2	1,89	658		Colour deviation	2 SDCM
3	2,83	292		Fixture power	19,3W
4	3,78	164		Fixture flux	1703lm
5	4,72	105		Fixture efficacy	88lm/W
				LED values	17W 2137lm

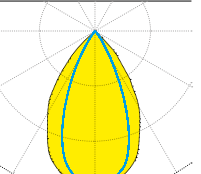
IMax 2630cd

Elliptical Narrow Spot

Impulse light distribution			33,3° / 12,2°			
H(m)	Ø(m)	E _{max} (lx)		Glaring	-	
1	0,60x0,21	4326		UGR	-	
2	1,20x0,43	1081		Colour deviation	2 SDCM	
3	1,79x0,64	481		Fixture power	20,7W	
4	2,39x0,85	270		Fixture flux	757lm	
5	2,99x1,07	173	Fixture efficacy	37lm/W		
			LED values	18,4W 1490lm		

IMax 4325cd

Elliptical Wide Flood

Impulse Wave Flood			Beam spread		
H(m)	Ø(m)	E _{max} (lx)	67,0° / 44,8°		
1	1,32x0,82	1472		Glaring	-
2	2,65x1,65	368		UGR	-
3	3,97x2,47	164		Colour deviation	2 SDCM
4	5,29x3,29	92		Fixture power	19,3W
5	6,62x4,12	59		Fixture flux	1212lm
				Fixture efficacy	63lm/W
				LED values	17W 2137lm

IMax 1472cd

Deep Washer

Uniformity
68% 71% 71% 64%

Beam Diameter	Uniformity
H m6	68%
H m5	71%
H m4	71%
H m3	64%

Em 315 lx
Em 81 lx

Glaring	-
UGR	-
Colour deviation	2 SDCM
Fixture power	13,4W
Fixture flux	1073lm
Fixture efficacy	80lm/W
LED values	11,8W 1480lm

Grazing Washer

Uniformity
73% 75% 74% 73%

Beam Diameter (Hm)	Beam Spread (lx)
Hm6	Em 67 lx
Hm5	Em 96 lx
Hm4	Em 149 lx
Hm3	Em 261 lx

The beam spread diagram shows the LED beam (yellow) and the HMI beam (blue) with their respective beam diameters and uniformity values.

Parameter	Value
Glaring	-
UGR	-
Colour deviation	2 SDCM
Fixture power	13,4W
Fixture flux	865lm
Fixture efficacy	65lm/W
LED values	11,8W 1480lm

Very Narrow Spot

H(m)	Ø(m)	E _{max} (lx)		Glaring	Darklight
1	0,14	17091		UGR	<1
2	0,28	4273		Colour deviation	2 SDCM
3	0,42	1899		Fixture power	9,3W
4	0,55	1068		Fixture flux	522lm
5	0,69	684		Fixture efficacy	56lm/W
				LED values	8,2W 632lm

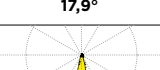
IMax 17090cd

Narrow Spot

Narrow spot			3000K / Ra 92	
H(m)	Ø(m)	E _{max} (lx)	Glaring	Darklight
1	0,21	22024	UGR	<4
2	0,41	5506	Colour deviation	2 SDCM
3	0,62	2447	Fixture power	20,7W
4	0,82	1376	Fixture flux	1207lm
5	1,03	881	Fixture efficacy	58lm/W
			LED values	18,2W 1490lm

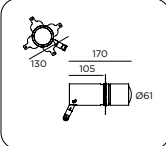
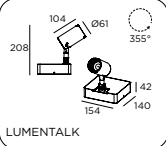
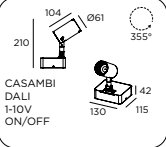
IMax 22024cd

Spot

H(m)	Ø(m)	E _{max} (lx)			
1	0,32	13745		Glaring	Darklight
2	0,63	3436		UGR	<7
3	0,95	1527		Colour deviation	2 SDCM
4	1,26	859		Fixture power	19,7W
5	1,58	550		Fixture flux	1594lm
				Fixture efficacy	81lm/W
				LED values	17,3W 2027lm

IMax 13745cd

MUSEO REVO
Based medium



38640	MEDIUM	268€
+		
Control		
O	ON-OFF	0€
1	1..10V	50€
D	DALI	50€
C	Casambi	150€
L	Lumentalk	250€
+		
Finish		
W	Matt white txt	0€
B	Matt black txt	0€
9	Concrete grey	0€
S	Sand	0€
R	Corten effect	0€
M	Mud brown	0€
C	Copper txt	0€
+		
CRI-CCT		
22	CRI92 2700K	0€
23	CRI92 3000K	0€
27	CRI92 3500K	0€
24	CRI92 4000K	0€
82	CRI98 2700K	0€
83	CRI98 3000K	0€
87	CRI98 3500K	0€
84	CRI98 4000K	0€

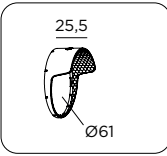
Optics		
V	Very narrow spot 8,2W	0€
N	Narrow spot 18,2W	0€
2	Elliptical narrow spot 18,2W	0€
S	Spot 17,3W	0€
M	Narrow Flood 17,3W	0€
F	Flood 17,3W	0€
W	Wide flood 17W	0€
6	Elliptical wide flood 17W	0€
D	Deep Washer 11,8W	65€
G	Grazing Washer 11,8W	65€
Z	Shaper 17,9W	200€
+		
Accessories		
N	No Accessorieses	0€
H	Honeycomb louvre	40€
P	Protective glass	40€
D	Protective glass and diffusion	40€
E	Ellipse	40€
S	Snoot	40€
V	Visor	40€

Accessories 2x		
HP	Honeycomb louvre + Protective glass	55€
HD	Honeycomb louvre + Protective glass and diffusion	55€
HE	Honeycomb louvre + Ellipse	55€
HS	Honeycomb louvre + Snoot	55€
HV	Honeycomb louvre + Visor	55€
PS	Protective glass + Snoot	55€
PV	Protective glass + Visor	55€
DS	Protective glass and diffusion + Snoot	55€
DV	Protective glass and diffusion + Visor	55€
ES	Ellipse + Snoot	55€
EV	Ellipse + Visor	55€
Accessories 3x		
HPS	Honeycomb louvre + Protective glass + Snoot	70€
HPV	Honeycomb louvre + Protective glass + Visor	70€
HDS	Honeycomb louvre + Protective glass and diffusion+ Snoot	70€
HDV	Honeycomb louvre + Protective glass and diffusion+ Visor	70€
HES	Honeycomb louvre + Ellipse + Snoot	70€
HEV	Honeycomb louvre + Ellipse + Visor	70€

Independent accessories		
9G085	Primary ring	22€
+		
9G079	Visor	20€
9G080	Snoot	23€
9G081	Protective Glass	23€
9G082	Ellipse	28€
9G083	Protective glass and diffusion	23€
9G084	Honeycomb louvre	23€

Each accessory or accessory group requires only one primary ferrule for installation on the optical compartment. Always necessary for mounting one or more accessories on top of each othe.

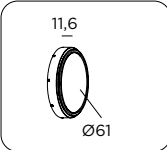
MUSEO REVO MEDIUM accessories



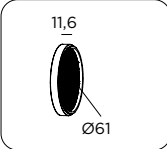
Partial rotatable glare control, necessary to shield any directional glare. Each accessory or group of accessories requires only one primary ring nut for installation on the optical compartment.



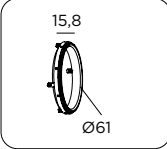
Omnidirectional glare reducer, to assist in shielding any radial glare disturbances. Each accessory or group of accessories requires only one primary ring nut for installation on the optical compartment.



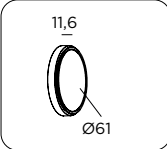
Rotatable lens to obtain the elliptical deformation of the beam, amplitude and variable characteristics depending on the chosen optical combination. Each accessory or group of accessories requires only one primary ring nut for installation on the optical compartment.



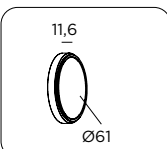
Honeycomb lens, necessary to shield any radial disturbances. Each accessory or group of accessories requires only one primary ring nut for installation on the optical compartment.



Primary ring that allows the housing of any accessory, to be fixed on the front of the standard ring. A primary ring is always necessary for fixing one or more overlapping accessories.



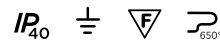
Specific lens to obtain a more diffused projection. Each accessory or group of accessories requires only one primary ring nut for installation on the optical compartment.



Additional shielding useful to prevent the accumulation of dust and residues in the optical compartment when the luminaire is used for indirect applications.

Visor	
9G079	20€
Snoot	
9G080	23€
Elliptical lens	
9G082	28€
Honeycomb	
9G084	23€
Primary ring	
9G085	22€
Diffuser lens	
9G083	23€
Protective Glass	
9G081	23€

MUSEO REVO COMPACT



The Compact version offers beam widths from 6° to 50° two elliptical beams EN and EW and the refined asymmetrical wall-washer DWW with high homogeneity.

The numerous accessories in the range are designed with a fastening system with overlapping elements allowing a differentiated and specific optical configuration.

High color rendering, UGR coefficient <10 and compliance with the DARK lighting parameters, are completed by the quality of the 2 SDCM light source and by the particular cleanliness of the beam projection.

The overall aluminum body uses new frictioned brass arms, equipped with micrometric locking for easy and definitive aiming.

The full compatibility with the most common control systems make Museo Revo Compact the perfect tool in contexts where the value of the source is determined by a very high performance quality and by the minimum physical and visual intrusiveness.

Very Narrow Spot

H(m)	Ø(m)	E _{max} (lx)
1	0,11	27488
2	0,23	6872
3	0,34	3054
4	0,45	1718
5	0,56	1100

6,4°

3000K / Ra 92	
Glaring	Darklight
UGR	<1
Colour deviation	2 SDCM
Fixture power	9,3W
Fixture flux	539lm
Fixture efficacy	58lm/W
LED values	8,2W 632lm

IMax 27488cd

Narrow Spot

H(m)	Ø(m)	E _{max} (lx)
1	0,16	33356
2	0,32	8339
3	0,49	3706
4	0,65	2085
5	0,81	1334

9,3°

3000K / Ra 92

Glaring	Darklight
UGR	<1
Colour deviation	2 SDCM
Fixture power	20,7W
Fixture flux	1238lm
Fixture efficacy	60lm/W
LED values	18,2W 1490lm

IMax 33356cd

Spot

H(m)	Ø(m)	E _{max} (lx)
1	0,25	26421
2	0,51	6605
3	1,76	2936
4	1,01	1651
5	1,27	1057

14,4°

3000K / Ra 92	
Glaring	Darklight
UGR	<4
Colour deviation	2 SDCM
Fixture power	28,5W
Fixture flux	2146lm
Fixture efficacy	75lm/W
LED values	251W 2681lm


IMax 26421cd

Narrow Flood

H(m)	Ø(m)	Emax(lx)	23,5°	3000K / Ra 92	
1	0,42	14284		Glaring	
2	0,83	3571		Darklight	
3	1,25	1587		UGR	<1
4	1,66	893		Colour deviation	2 SDCM
5	2,08	571		Fixture power	28,5W
				Fixture flux	2357lm
				Fixture efficacy	83lm/W
				LED values	25,1W 2681lm

IMax 14284cd

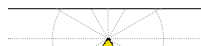
Flood

			3000K / Ra 92	
H(m)	Ø(m)	E _{max} (lx)	34,8°	
1	0,63	7045		
2	1,25	1761		
3	1,88	783		
4	2,51	440		
5	3,14	282		

Glaring	Darklight
UGR	<7
Colour deviation	2 SDCM
Fixture power	28,5W
Fixture flux	2349lm
Fixture efficacy	82lm/W
LED values	251W 2681lm

IMax 7045cd

Wide Flood

H(m)	Ø(m)	E _{max} (lx)	50,6°	3000K / Ra 92	
1	0,95	3483		Glaring	Darklight
2	1,89	871		UGR	<16
3	2,84	387		Colour deviation	2 SDCM
4	3,78	218		Fixture power	27,7W
5	4,73	139		Fixture flux	2249lm
				Fixture efficacy	81lm/W
				LED values	24,4W 2884lm

IMax 3483cd

Elliptical Narrow Spot

H(m)	Ø(m)	E _{max} (lx)
1	0,18x0,62	5014
2	0,36x1,24	1254
3	0,54x1,85	557
4	0,72x2,47	313
5	0,90x3,09	201

3000K / Ra 92	
Glaring	-
UGR	-
Colour deviation	2 SDCM
Fixture power	20,7W
Fixture flux	764lm
Fixture efficacy	37lm/W
LED values	18,2W 1490lm

IMAX 5016cd

Elliptical Wide Flood			3000K / Ra 92	
H(m)	Ø(m)	E _{max} (lx)	43,3° / 70,5°	
1	1,41x0,79	1990	Glaring -	
2	2,83x1,59	498	UGR -	
3	4,24x2,38	221	Colour deviation 2 SDCM	
4	5,66x3,18	124	Fixture power 27,7W	
5	7,07x3,97	80	Fixture flux 1619lm	
			Fixture efficacy 58lm/W	
			LED values 24,4W 2884lm	

IMax 1991cd

The diagram illustrates the beam spread of an elliptical wide flood light. It shows a series of five horizontal ellipses representing the beam's cross-section at heights of 1m, 2m, 3m, 4m, and 5m. The ellipses are yellow and their dimensions are provided in meters. To the right of the ellipses, a vertical line indicates the height in meters. Further to the right, the maximum illuminance (E_{max}) in lux is given for each height. A separate diagram shows the beam's angular spread, with a central blue ellipse and a surrounding grey area representing the beam's footprint at a specific height. The beam angle is specified as 43,3° / 70,5°. Below the beam spread diagram, the maximum illuminance (IMax) is given as 1991cd.

Deep Washer

Uniformity
73% 76% 72% 66%

Beam Height	Uniformity (%)	Em (lx)
H6	73%	106 lx
H5	76%	153 lx
H4	72%	238 lx
H3	66%	417 lx

3000K / Ra 92	
Glaring	-
UGR	-
Colour deviation	2 SDCM
Fixture power	19,3W
Fixture flux	1470lm
Fixture efficacy	76lm/W
LED values	17W 2137lm

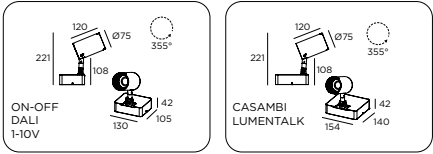
Grazing Washer

Uniformity
70% 74% 74% 71%

Beam Diameter	Uniformity	Em (lx)
H m6	70%	80
H m5	74%	116
H m4	74%	178
H m3	71%	311

3000K / Ra 92	
Glaring	-
UGR	-
Colour deviation	2 SDCM
Fixture power	19,3W
Fixture flux	1101lm
Fixture efficacy	57lm/W
LED values	17W 2137lm

MUSEO REVO
Based compact



38740	COMPACT	385€
-------	---------	------

Control		
O	ON-OFF	0€
1	1..10V	50€
D	DALI	50€
C	Casambi	150€
L	Lumentalk	250€

Finish		
W	Matt white txt	0€
B	Matt black txt	0€
9	Concrete grey	0€
S	Sand	0€
R	Corten effect	0€
M	Mud brown	0€
C	Copper txt	0€

CRI-CCT		
22	CRI92 2700K	0€
23	CRI92 3000K	0€
27	CRI92 3500K	0€
24	CRI92 4000K	0€
82	CRI98 2700K	0€
83	CRI98 3000K	0€
87	CRI98 3500K	0€
84	CRI98 4000K	0€

Optics		
V	Very narrow spot 8,2W	0€
N	Narrow spot 18,2W	0€
2	Elliptical narrow spot 18,2W	0€
S	Spot 25,1W	0€
M	Narrow Flood 25,1 W	0€
F	Flood 25,1W	0€
W	Wide Flood 24,4W	0€
6	Elliptical wide flood 24,4W	0€
D	Deep Washer 17W	65€
G	Grazing Washer 17W	65€

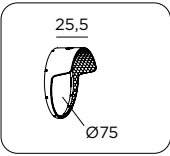
Accessories		
N	No Accessorises	0€
H	Honeycomb louvre	45€
P	Protective glass	45€
D	Protective glass and diffusion	45€
E	Ellipse	45€
S	Snoot	45€
V	Visor	45€

Accessories 2x		
HP	Honeycomb louvre + Protective glass	65€
HD	Honeycomb louvre + Protective glass and diffusion	65€
HE	Honeycomb louvre + Ellipse	65€
HS	Honeycomb louvre + Snoot	65€
HV	Honeycomb louvre + Visor	65€
PS	Protective glass + Snoot	65€
PV	Protective glass + Visor	65€
DS	Protective glass and diffusion + Snoot	65€
DV	Protective glass and diffusion + Visor	65€
ES	Ellipse + Snoot	65€
EV	Ellipse + Visor	65€
Accessories 3x		
HPS	Honeycomb louvre + Protective glass + Snoot	85€
HPV	Honeycomb louvre + Protective glass + Visor	85€
HDS	Honeycomb louvre + Protective glass and diffusion+ Snoot	85€
HDV	Honeycomb louvre + Protective glass and diffusion+ Visor	85€
HES	Honeycomb louvre + Ellipse + Snoot	85€
HEV	Honeycomb louvre + Ellipse + Visor	85€

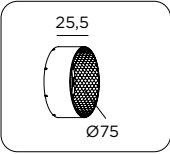
Independent accessories		
9G092	Primary ring	25€
9G086	Visor	23€
9G087	Snoot	28€
9G088	Protective glass	28€
9G089	Ellipse	35€
9G090	Protective glass and diffusion	30€
9G091	Honeycomb louvre	28€

Each accessory or accessory group requires only one primary ferrule for installation on the optical compartment. Always necessary for mounting one or more accessories on top of each othe.

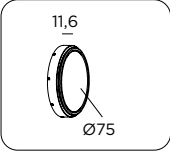
MUSEO REVO COMPACT accessories



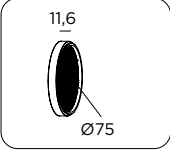
Partial rotatable glare control, necessary to shield any directional glare. Each accessory or group of accessories requires only one primary ring nut for installation on the optical compartment.



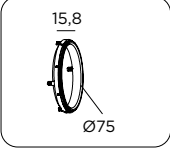
Omnidirectional glare reducer, to assist in shielding any radial glare disturbances. Each accessory or group of accessories requires only one primary ring nut for installation on the optical compartment.



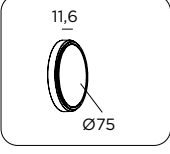
Rotatable lens to obtain the elliptical deformation of the beam, amplitude and variable characteristics depending on the chosen optical combination.Each accessory or group of accessories requires only one primary ring nut for installation on the optical compartment.



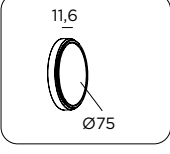
Honeycomb glare lens gives further protection from radial glare disturbances. Each accessory or group of accessories requires only one primary ring nut for installation on the optical compartment.



Primary ring that allows the housing of any accessory, to be fixed on the front of the standard ring. A primary ring is always necessary for fixing one or more overlapping accessories.



Specific lens to obtain a more diffused projection. Each accessory or group of accessories requires only one primary ring nut for installation on the optical compartment.



Additional shielding useful to prevent the accumulation of dust and residues in the optical compartment when the luminaire is used for indirect applications.

Visor		
9G086		23€

Snoot		
9G087		28€

Elliptical lens		
9G089		35€

Honeycomb		
9G091		28€

Primary ring		
9G092		25€

Diffuser lens		
9G090		30€

Protective Glass		
9G088		28€

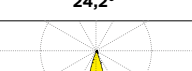


The Max version offers 6 symmetrical beam options from 7° to 52°, three asymmetrical wall-washer: Grazing, Area, Deep, two elliptical versions EN and EW.

The numerous accessories in the range are designed with a fastening system with overlapping elements allowing a differentiated and specific optical configuration. High colour rendering, medium UGR coefficient <10 and compliance with the DARK lighting parameters, are completed by the quality of the 2 SDCM light source and by the particular cleanliness of the beam projection.

The full compatibility with the most common control systems make Museo Revo Max the perfect tool in contexts where the value of the source is determined by a very high performance quality and by the minimum physical and visual intrusiveness.

Narrow Flood

H(m)	Ø(m)	E _{max} (lx)		Glaring	Darklight
1	0,43	21473		UGR	<1
2	0,86	5368		Colour deviation	2 SDCM
3	1,28	2386		Fixture power	40,5W
4	1,71	1342		Fixture flux	3710lm
5	2,14	859		Fixture efficacy	91lm/W
				LED values	35,8W 4560lm


IMax 21472cd

Flood

H(m)	Ø(m)	E _{max} (lx)		Glaring	Darklight
1	0,63	11586		UGR	<4
2	1,27	2897		Colour deviation	2 SDCM
3	1,90	1287		Fixture power	40,7W
4	2,54	724		Fixture flux	3859lm
5	3,17	463		Fixture efficacy	95lm/W
				LED values	35,8W 4560lm

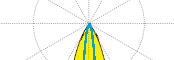
IMax 11597cd

Wide Flood

H(m)	Ø(m)	E _{max} (lx)	<div><div>51,5°</div></div>	Glaring	Darklight
1	0,97	5934		UGR	<19
2	1,93	1483		Colour deviation	2 SDCM
3	2,90	659		Fixture power	40,6W
4	3,86	371		Fixture flux	4022lm
5	4,83	237		Fixture efficacy	99lm/W
			LED values	35,7W 5048lm	

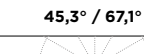
IMax 6000cd

Elliptical Narrow Spot

H(m)	Ø(m)	E _{max} (lx)	10,7° / 31,6°	Glaring	-
1	0,19x0,57	10768		UGR	-
2	0,38x1,13	2692		Colour deviation	2 SDCM
3	0,56x1,70	1196		Fixture power	37,6W
4	0,75x2,27	673		Fixture flux	1640lm
5	0,94x2,83	431		Fixture efficacy	44lm/W
				LED values	33,1W 3255lm


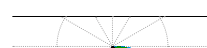
IMax 10767cd

Elliptical Wide Flood

H(m)	Ø(m)	E _{max} (lx)	<div><div>45,3° / 67,1°</div></div>		
1	0,83x1,33	3342		Glaring	-
2	1,67x2,65	835	UGR	-	
3	2,50x3,98	371	Colour deviation	2 SDCM	
4	3,33x5,30	209	Fixture power	40,6W	
5	4,17x6,63	134	Fixture flux	2782lm	
			Fixture efficacy	69lm/W	
			LED values	35,7W 5048lm	

IMax 3343cd

Deep Washer

Uniformity			
77%	80%	80%	81%
			
Em	181 lx	Em	181 lx
Em	264 lx	Em	264 lx
Em	413 lx	Em	413 lx
Em	737 lx	Em	737 lx
		</	

Grazing Washer

Uniformity
66% 69% 70% 67%

Beam Diameter	Uniformity (%)	Em (lx)
H m6	70%	154
H m5	69%	226
H m4	67%	351
H m3	66%	619

Glaring	-
UGR	-
Colour deviation	2 SDCM
Fixture power	36,4W
Fixture flux	2158lm
Fixture efficacy	59lm/W
LED values	32W 3996lm

Very Narrow Spot

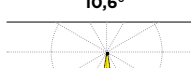
H(m)	Ø(m)	E _{max} (lx)
1	0.13	56630
2	0.26	14158
3	0.39	6292
4	0.52	3539
5	0.65	2265

7.4°

Glaring	Darklight
UGR	<1
Colour deviation	2 SDCM
Fixture power	20.3W
Fixture flux	1488lm
Fixture efficacy	73lm/W
LED values	179W 1821lm

IMax 56630cd

Narrow Spot

H(m)	Ø(m)	E _{max} (lx)	10,6°		Glaring	Darklight
1	0,19	57872			UGR	<1
2	0,37	14468			Colour deviation	2 SDCM
3	0,56	6430			Fixture power	376W
4	0,74	3617			Fixture flux	2683lm
5	0,93	2315			Fixture efficacy	71lm/W
					LED values	33,1W 3255lm

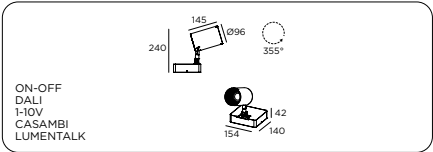
IMax 57872cd

Spot

H(m)	Ø(m)	E _{max} (lx)	13,5°		Glaring	Darklight
1	0,24	43870			UGR	<1
2	0,47	10968			Colour deviation	2 SDCM
3	0,71	4874			Fixture power	43,4W
4	0,95	2742			Fixture flux	3220lm
5	1,19	1755			Fixture efficacy	74lm/W
					LED values	38,2W 4054lm

IMax 43870cd

MUSEO REVO
Based max



38840	MAX	410€
-------	-----	------

Control		
O	ON-OFF	0€
1	1..10V	50€
D	DALI	50€
C	Casambi	150€
L	Lumentalk	250€

Finish		
W	Matt white txt	0€
B	Matt black txt	0€
9	Concrete grey	0€
S	Sand	0€
R	Corten effect	0€
M	Mud brown	0€
C	Copper txt	0€

CRI-CCT		
22	CRI92 2700K	0€
23	CRI92 3000K	0€
27	CRI92 3500K	0€
24	CRI92 4000K	0€
82	CRI98 2700K	0€
83	CRI98 3000K	0€
87	CRI98 3500K	0€
84	CRI98 4000K	0€

Optics		
V	Very narrow spot 17,9W	0€
N	Narrow spot 33,1W	0€
2	Elliptical narrow spot 33,1W	0€
S	Spot 38,2W	0€
M	Narrow flood 35,8W	0€
F	Flood 35,8W	0€
W	Wide flood 35,8W	0€
6	Elliptical wide flood 35,8W	0€
D	Deep Washer 32W	65€
G	Grazing Washer 32W	65€

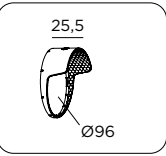
Accessories		
N	No Accessorises	0€
H	Honeycomb louvre	50€
P	Protective glass	50€
D	Protective glass and diffusion	50€
E	Ellipse	50€
S	Snoot	50€
V	Visor	50€

Accessories 2x		
HP	Honeycomb louvre + Protective glass	75€
HD	Honeycomb louvre + Protective glass and diffusion	75€
HE	Honeycomb louvre + Ellipse	75€
HS	Honeycomb louvre + Snoot	75€
HV	Honeycomb louvre + Visor	75€
PS	Protective glass + Snoot	75€
PV	Protective glass + Visor	75€
DS	Protective glass and diffusion + Snoot	75€
DV	Protective glass and diffusion + Visor	75€
ES	Ellipse + Snoot	75€
EV	Ellipse + Visor	75€
Accessories 3x		
HPS	Honeycomb louvre + Protective glass + Snoot	95€
HPV	Honeycomb louvre + Protective glass + Visor	95€
HDS	Honeycomb louvre + Protective glass and diffusion+ Snoot	95€
HDV	Honeycomb louvre + Protective glass and diffusion+ Visor	95€
HES	Honeycomb louvre + Ellipse + Snoot	95€
HEV	Honeycomb louvre + Ellipse + Visor	95€

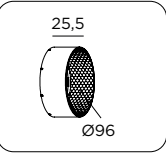
Independent accessories		
9G099	Primary ring	33€
9G093	Visor	30€
9G094	Snoot	40€
9G095	Protective glass	40€
9G096	Ellipse	45€
9G097	Protective glass and diffusion	40€
9G098	Honeycomb louvre	40€

Each accessory or accessory group requires only one primary ferrule for installation on the optical compartment. Always necessary for mounting one or more accessories on top of each othe.

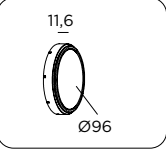
MUSEO REVO MAX accessories



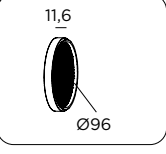
Partial rotatable glare control, necessary to shield any directional glare. Each accessory or group of accessories requires only one primary ring nut for installation on the optical compartment.



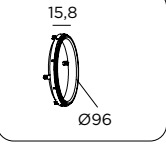
Omnidirectional glare reducer, to assist in shielding any radial glare disturbances. Each accessory or group of accessories requires only one primary ring nut for installation on the optical compartment.



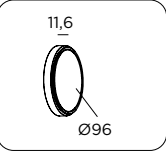
Rotatable lens to obtain the elliptical deformation of the beam, amplitude and variable characteristics depending on the chosen optical combination.Each accessory or group of accessories requires only one primary ring nut for installation on the optical compartment.



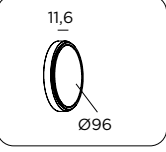
Honeycomb glare lens gives further protection from radial glare disturbances. Each accessory or group of accessories requires only one primary ring nut for installation on the optical compartment.



Primary ring that allows the housing of any accessory, to be fixed on the front of the standard ring. A primary ring is always necessary for fixing one or more overlapping accessories.



Specific lens to obtain a more diffused projection. Each accessory or group of accessories requires only one primary ring nut for installation on the optical compartment.



Additional shielding useful to prevent the accumulation of dust and residues in the optical compartment when the luminaire is used for indirect applications.

Visor		
9G093		30€

Snoot		
9G094		40€

Elliptical lens		
9G096		45€

Honeycomb		
9G098		40€

Primary ring		
9G099		33€

Diffuser lens		
9G097		40€

Protective Glass		
9G095		40€

MUSEO RADIUS BASE



MUSEO RADIUS BASE



The new Base Mount option is designed to be mounted in nooks and crannies so prevalent on historic structures. It calls small cornices and shallow alcoves home. The mounting arm has two points of adjustment to light precisely what you need lit.

The Museo Radius is an adept accomplice in the art of accenting. Excellent for emboldening decor and architectural features from a great height, the Museo Radius has the performance, quality of light, and optic options needed to bring out the details of epic spaces.

The Museo Radius family can be recessed into a ceiling, mounted on a track, or base-mounted on shallow lintels and cornices. This gives lighting designers the flexibility needed to respect the architecture of essential structures while providing the general lighting essential to keeping a space safe and attractive to visitors.

Museo Radius / Medium / Very Narrow					3000 K / Ra 95	
m	Ø	Lux	7°	Glaring		
1	0.12	57103		UGR	2.0	
2	0.24	14276		Colour deviation	3 SDCM	
3	0.36	6345		Fixture power	30.0 W	
4	0.47	3569		Fixture flux	1317.0 lm	
5	0.59	2284				IMax 57103 cd

Museo Radius / Medium / VN-RGBW						
m	Ø	Lux	7°	Glaring		
1	0.11	51391		UGR	<10	
2	0.23	12848		Colour deviation	3 SDCM	
3	0.34	5710		Fixture power	30.0 W	
4	0.46	3212		Fixture flux	1317.0 lm	
5	0.57	2056				IMax 51391 cd

Museo Radius / Medium / VN-DWW 2200K/3000K VN-DWH 2700K/6500K						
m	Ø	Lux	7°	Glaring		
1	0.11	68522		UGR	<10	
2	0.23	17130		Colour deviation	3 SDCM	
3	0.34	7614		Fixture power	30.0 W	
4	0.46	4283		Fixture flux	1317.0 lm	
5	0.57	2741				IMax 68522 cd

Museo Radius / Medium / NS-DWW 2200K/3000K NS-DWH 2700K/6500K						
m	Ø	Lux	7°	Glaring		
1	0.13	54311		UGR	<10	
2	0.25	13578		Colour deviation	3 SDCM	
3	0.38	6035		Fixture power	30.0 W	
4	0.51	3394		Fixture flux	1377.0 lm	
5	0.63	2172				IMax 54311 cd

Museo Radius / Medium / NS-RGBW						
m	Ø	Lux	7°	Glaring		
1	0.13	40733		UGR	<10	
2	0.25	10183		Colour deviation	3 SDCM	
3	0.38	4526		Fixture power	30.0 W	
4	0.51	2546		Fixture flux	1377.0 lm	
5	0.63	1629				IMax 40733 cd

Museo Radius / Medium / Narrow Spot					3000 K / Ra 95	
m	Ø	Lux	13°	Glaring		
1	0.23	35429		UGR	3.4	
2	0.47	8857		Colour deviation	3 SDCM	
3	0.70	3937		Fixture power	37.0 W	
4	0.94	2214		Fixture flux	2617.0 lm	
5	1.17	1417				IMax 35429 cd

Museo Radius / Medium / M-DWW 2200K/3000K M-DWH 2700K/6500K						
m	Ø	Lux	16°	Glaring		
1	0.28	11783		UGR	6.3	
2	0.57	2946		Colour deviation	3 SDCM	
3	0.85	1309		Fixture power	50.0 W	
4	1.13	736		Fixture flux	1554.0 lm	
5	1.42	471				IMax 11783 cd

Museo Radius / Medium / M-RGBW						
m	Ø	Lux	16°	Glaring		
1	0.28	8837		UGR	5.3	
2	0.57	2209		Colour deviation	3 SDCM	
3	0.85	982		Fixture power	50.0 W	
4	1.13	552		Fixture flux	1554.0 lm	
5	1.42	353				IMax 8837 cd

Museo Radius / Medium / Medium					3000 K / Ra 95	
m	Ø	Lux	25°	Glaring		
1	0.45	15429		UGR	12.5	
2	0.89	3857		Colour deviation	3 SDCM	
3	1.34	1714		Fixture power	50.0 W	
4	1.79	964		Fixture flux	3757.0 lm	
5	2.23	617				IMax 15429 cd

Museo Radius / Medium / Spot					3000 K / Ra 95	
m	Ø	Lux	33°	Glaring		
1	0.59	8579		UGR	13.5	
2	1.18	2145		Colour deviation	3 SDCM	
3	1.76	953		Fixture power	50.0 W	
4	2.35	536		Fixture flux	3095.0 lm	
5	2.94	343				IMax 8579 cd

Museo Radius / Medium / FL-DWW 2200K/3000K FL-DWH 2700K/6500K						
m	Ø	Lux	33°	Glaring		
1	0.60	3702		UGR	6.4	
2	1.20	926		Colour deviation	3 SDCM	
3	1.79	411		Fixture power	50.0 W	
4	2.39	231		Fixture flux	1279.0 lm	
5	2.99	148				IMax 3744 cd

Museo Radius / Medium / FL-RGBW						
m	Ø	Lux	33°	Glaring		
1	0.60	2777		UGR	5.3	
2	1.20	694		Colour deviation	3 SDCM	
3	1.79	309		Fixture power	50.0 W	
4	2.39	174		Fixture flux	1279.0 lm	
5	2.99	111				IMax 2808 cd

Museo Radius / Small / Very Narrow

			3000 K / Ra 95	
m	Ø	Lux	7°	
1	0.12	18730		Glaring
2	0.24	4682		UGR <10
3	0.36	2081		Colour deviation 3 SDCM
4	0.47	1171		Fixture power 12.0 W
5	0.59	749		Fixture flux 439.0 lm
			IMax 18730 cd	

Museo Radius / Small / Narrow Spot

			3000 K / Ra 95	
m	Ø	Lux	13°	
1	0.23	12664		Glaring
2	0.46	3166		UGR <10
3	0.70	1407		Colour deviation 3 SDCM
4	0.93	792		Fixture power 12.0 W
5	1.16	507		Fixture flux 895.0 lm
			IMax 12664 cd	

Museo Radius / Small / Medium

			3000 K / Ra 95	
m	Ø	Lux	24°	
1	0.42	5214		Glaring
2	0.85	1304		UGR 9.2
3	1.27	579		Colour deviation 3 SDCM
4	1.69	326		Fixture power 20.0 W
5	2.12	209		Fixture flux 1240.0 lm
			IMax 5214 cd	

Museo Radius / Small / Flood

			3000 K / Ra 95	
m	Ø	Lux	34°	
1	0.61	2831		Glaring
2	1.22	708		UGR 10.2
3	1.83	315		Colour deviation 3 SDCM
4	2.44	177		Fixture power 20.0 W
5	3.05	113		Fixture flux 1045.0 lm
			IMax 2831 cd	

Museo Radius / Nano / Very Narrow

			3000 K / Ra 95	
m	Ø	Lux	7°	
1	0.12	4733		Glaring
2	0.24	1183		UGR 2.9
3	0.36	526		Colour deviation 3 SDCM
4	0.49	296		Fixture power 3.0 W
5	0.61	189		Fixture flux 111.0 lm
			IMax 4733 cd	

Museo Radius / Nano / Narrow Spot

			3000 K / Ra 95	
m	Ø	Lux	13°	
1	0.24	2701		Glaring
2	0.47	675		UGR 8.8
3	0.71	300		Colour deviation 3 SDCM
4	0.95	169		Fixture power 3.0 W
5	1.18	108		Fixture flux 211.0 lm
			IMax 2701 cd	

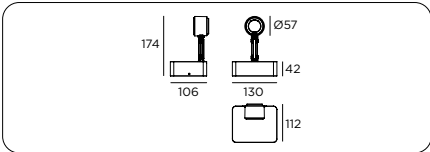
Museo Radius / Nano / Medium

			3000 K / Ra 95	
m	Ø	Lux	25°	
1	0.45	1317		Glaring
2	0.89	329		UGR 16.7
3	1.34	146		Colour deviation 3 SDCM
4	1.78	82		Fixture power 5.0 W
5	2.23	53		Fixture flux 346.0 lm
			IMax 1317 cd	

Museo Radius / Nano / Flood

			3000 K / Ra 95	
m	Ø	Lux	34°	
1	0.61	783		Glaring
2	1.22	196		UGR 18.8
3	1.83	87		Colour deviation 3 SDCM
4	2.43	49		Fixture power 5.0 W
5	3.04	31		Fixture flux 319.0 lm
			IMax 783 cd	

MUSEO RADIUS
Based nano



LINB	MUSEO RADIUS	272€
------	--------------	------

Versions		
22K	2200K	0€
27K	2700K	0€
30K	3000K	0€
35K	3500K	0€
40K	4000K	0€

CRI-CCT		
CRI80	CRI 80+	0€
CRI90	CRI 90+	0€

Optics		
VN	Very Narrow	0€
NS	Narrow Spot	0€
M	Medium	0€
FL	Flood	0€

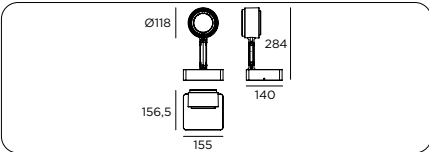
Finish		
BT	Matt black txt	0€
WT	Matt white txt	0€
MS	Sand	0€
CG	Concrete grey	0€
RU	Corten effect	0€
CC	Personalized*	60€

* please indicate the RAL code

Control		
NO	Control ON-OFF	0€
DA	1-10V dimmable	39€
D6	DALI T6 (static white)	39€

Independent accessories		
LINSN	Snoot	24€
LINVS	Visor	24€
LINHL	Honeycomb	19€
LINLSW	Elliptical lens (1° x 60°)	19€
LINLSN	Elliptical lens (1° x 40°)	19€

MUSEO RADIUS
Based small



LISB	MUSEO RADIUS	415€
------	--------------	------

Versions		
22K	2200K	0€
27K	2700K	0€
30K	3000K	0€
35K	3500K	0€
40K	4000K	0€

CRI-CCT		
CRI80	CRI 80+	0€
CRI90	CRI 90+	0€

Optics		
VN	Very Narrow	0€
NS	Narrow Spot	0€
M	Medium	0€
FL	Flood	0€

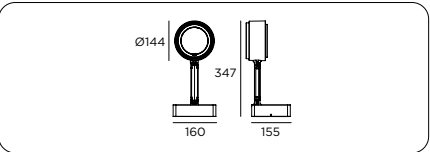
Finish		
BT	Matt black txt	0€
WT	Matt white txt	0€
MS	Sand	0€
CG	Concrete grey	0€
RU	Corten effect	0€
CC	Personalized*	60€

* please indicate the RAL code

Control		
NO	Control ON-OFF	0€
DA	1-10V dimmable	39€
D6	DALI T6 (static white)	39€
D1	DALI Pro (0.1% dimmable)	77€
LT	Lumentalk	133€

Independent accessories		
LISL2	Secondary Louvre	22€
LISHL	Honeycomb louvre	22€
LISSN	Snoot	26€
LISVS	Visor	26€
LISLSN	Elliptical lens (1° x 40°)	22€
LISLSW	Elliptical lens (1° x 60°)	22€

MUSEO RADIUS
Based medium



LIMB	MUSEO RADIUS	592€
------	--------------	------

Versions		
22K	2200K	0€
27K	2700K	0€
30K	3000K	0€
35K	3500K	0€
40K	4000K	0€

DWH	Dynamic White (2700K/6500K)	50€
DWW	Dynamic Warm White (2200K/3000K)	50€
RGBW	RGBW (white 4000K)	50€

CRI-CCT		
CRI80	CRI 80+	0€
CRI90	CRI 90+	0€

Optics		
VN	Very Narrow	0€
NS	Narrow Spot	0€
M	Medium	0€
FL	Flood	0€

Finish		
BT	Matt black txt	0€
WT	Matt white txt	0€
MS	Sand	0€
CG	Concrete grey	0€
RU	Corten effect	0€
CC	Personalized*	60€

* please indicate the RAL code

Control		
NO	Control ON-OFF	0€
DA	1-10V dimmable	39€
D6	DALI T6 (static white)	39€
D1	DALI Pro (0.1% dimmable)	77€
D8	DALI-2 T8 (b dynamic and color)	77€
DR	DMX/RDM qualified	101€
LT	Lumentalk	133€


Independent accessories		
LIML2	Secondary Louvre	24€
LIMHL	Honeycomb louvre	24€
LIMLSN	Elliptical lens (1°x40°)	24€
LIMVS	Visor	30€
LIMSN	Snoot	30€
LIMLSW	Elliptical lens (1°x60°)	24€

MUSEO RADIUS BASE Accessories




Visor

Secondary Louvre tool. Partial shielding shape, with external rapid-click system.



Secondary Louvre - Small

Twist and lock module, internal positioning for incrementable anti-glare.



Snoot

Omnidirectional fractional collar, anti-glare system. External insertion with quick-click system.




Linear spread lens Spot

Elliptical beam rotatable lens, with quick snap insertion.




Snoot

Secondary Louvre tool. Circular shielding shape, with external rapid-click system.



Secondary Louvre - Medium

Twist and lock module, internal positioning for incrementable anti-glare.




Multivisor

Directional fractional collar anti-glare system. External insertion with quick-click system.



Linear spread lens Flood

Elliptical beam rotatable lens, with quick snap insertion.



Honeycomb louvre

Honeycomb anti-glare module. Quick-snap external insertion.




MUSEO MINI


IP₂₀  

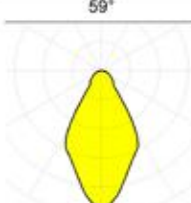


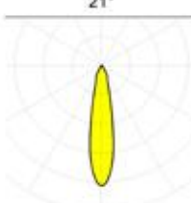
Jointed mobile head_
high efficiency COB LED source_

Mini LED Projector with a single, adjustable spot.
Manufactured from diecast aluminium and sheet metal base.
Finishes include matt white, matt black and concrete grey.
355° horizontal and +/-100° vertical adjustment.
Each fixture needs to be completed with a mirror-painted polycarbonate reflective optic including decorative ring.
Available beam angles include Medium, Large and Wide.
The decorative ring is available in nine finish options.
Accessories include narrow optics attachment, honeycomb louvre and satin diffuser.

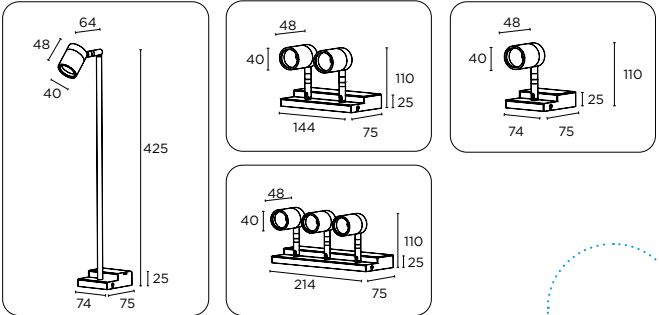
Museo Mini / Medium			3000 K / Ra 95		
m	Ø	Lux	21°	Glaring	UGR
1	0.38	3404		26.3	
2	0.75	851		Colour deviation	3 SDCM
3	1.13	378		Fixture power	9.7 W
4	1.50	213		Fixture flux	831.0 lm
5	1.88	136		Fixture efficacy	86 lm/W
			IMax 3404 cd	LED values	8.7 W 1100.0 lm

Museo Mini / Large			3000 K / Ra 95		
m	Ø	Lux	30°	Glaring	UGR
1	0.54	1979		26.8	
2	1.09	495		Colour deviation	3 SDCM
3	1.63	220		Fixture power	9.7 W
4	2.17	124		Fixture flux	826.0 lm
5	2.71	79		Fixture efficacy	85 lm/W
			IMax 1979 cd	LED values	8.7 W 1100.0 lm

Museo Mini / Wide			3000 K / Ra 95		
m	Ø	Lux	59°	Glaring	UGR
1	1.14	703		30.5	
2	2.27	176		Colour deviation	3 SDCM
3	3.41	78		Fixture power	9.7 W
4	4.54	44		Fixture flux	716.0 lm
5	5.68	28		Fixture efficacy	74 lm/W
			IMax 703 cd	LED values	8.7 W 1100.0 lm

Museo Mini / Medium			3000 K / Ra 95		
m	Ø	Lux	21°	Glaring	UGR
1	0.38	2474		25.2	
2	0.75	619		Colour deviation	3 SDCM
3	1.13	275		Fixture power	6.6 W
4	1.50	155		Fixture flux	604.0 lm
5	1.88	99		Fixture efficacy	92 lm/W
			IMax 2474 cd	LED values	5.9 W 800.0 lm

MUSEO Based mini



60940	1x LONG ROD	175€
60941	1x	152€
60942	2x	231€
60943	3x	344€
+		
Versions		
30	6W	0€
50	9W	0€
+		
Finish		
42	Matt white	0€
52	Matt black	0€
92	Concrete grey	0€
+		
CRI-CCT		
-	CRI85 3000K	0€
/9527	CRI95 2700K	0€
/9530	CRI95 3000K	0€
/9540	CRI95 4000K	0€
+		
Decorative ring		
3539050	Decorative ring	16€
+		

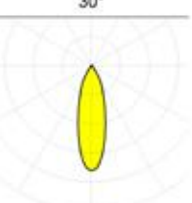


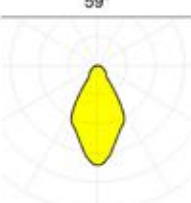
This ring comes with optic and protective screen.

Ring finish		
1M	Brick red	0€
10	Lacquered red	0€
17	Matt orange	0€
20	Spring green	0€
33	Corn yellow	0€
42	Matt white	0€
52	Matt black	0€
64	Baby blue	0€
+		
Optics		
/M	Medium	0€
/L	Large	0€
/W	Wide	0€

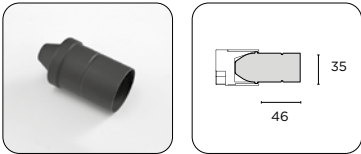
Independent accessories		
9Q31752	Optic Narrow 10°	78€
9G049	Cut-off	21€
9G048	Visor	27€
9G023	Honeycomb louvre	18€

Ring - Optic		
Ring finish		Optic
353 90 50	1M Brick red	/M Medium
	10 Lacquered red	/L Large
	17 Matt orange	/W Wide
	20 Spring green	
	33 Corn yellow	
	42 Matt white	
	52 Matt black	
	64 Baby blue	
	92 Concrete grey	

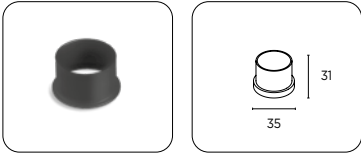
Museo Mini / Large			3000 K / Ra 95		
m	Ø	Lux	30°	Glaring	UGR
1	0.54	1440		25.7	
2	1.09	360		Colour deviation	3 SDCM
3	1.63	160		Fixture power	6.6 W
4	2.17	90		Fixture flux	601.0 lm
5	2.71	58		Fixture efficacy	91 lm/W
			IMax 1440 cd	LED values	5.9 W 800.0 lm

Museo Mini / Wide			3000 K / Ra 95		
m	Ø	Lux	59°	Glaring	UGR
1	1.14	511		29.4	
2	2.27	128		Colour deviation	3 SDCM
3	3.41	57		Fixture power	6.6 W
4	4.54	32		Fixture flux	521.0 lm
5	5.68	20		Fixture efficacy	79 lm/W
			IMax 511 cd	LED values	5.9 W 800.0 lm

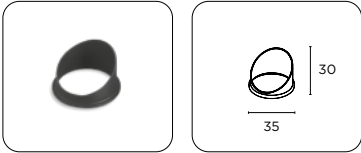
MUSEO MINI Accessories



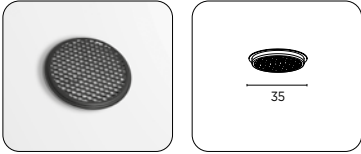
With the Narrow optic it is possible to obtain a 10° narrow beam. Optic assembly and its coloured ring should not be ordered with this accessory.



Thanks to this accessory it is possible to obtain a narrow and sharp beam, with a greater contrast between the illuminated and non illuminated area.



Thanks to this accessory it is possible to obtain an asymmetrically narrower and sharper beam with a greater contrast between the illuminated and non-illuminated area.



The honeycomb grid is an accessory used for the Secondary Louvre effect. It reduces the luminous flux by 20%.

Optic Narrow	
9Q 317 52	78€

Cut-Off	
9G 049	21€

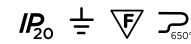
Visor	
9G 048	27€

Honeycomb louvre	
9G 023	18€





MUSEO SMALL



Adjustable spotlight_
high efficiency COB LED source_


Adjustable twin-head LED Projector manufactured from die-cast aluminium and sheet metal base.

Fitted with galvanised fixing bracket for easy installation. Finishes include matt white, matt black and concrete grey. 355° horizontal and +/-100° vertical adjustment. Each fixture needs to be completed with a mirror-painted polycarbonate reflective optic including decorative ring. Available beam angles include Spot, Medium, and Large. The decorative ring is available in seven finish options.

Accessories include narrow optics attachment, honeycomb louvre and satin diffuser.

Ingress protection of IP20.

Museo Small / Spot			3000 K / Ra 95	
m	Ø	Lux	29°	
1	0.52	2966	Glaring	
2	1.04	741	UGR 18.9	
3	1.56	330	Colour deviation 3 SDCM	
4	2.08	185	Fixture power 13.5 W	
5	2.61	119	Fixture flux 1202.0 lm	
			Fixture efficacy 89 lm/W	
			LED values 12.1 W 1361.0 lm	

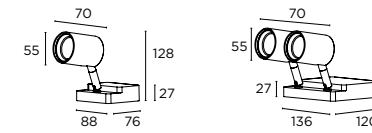


Museo Small / Medium			3000 K / Ra 95	
m	Ø	Lux	47°	
1	0.87	1795	Glaring	
2	1.73	449	UGR	20.6
3	2.60	199	Colour deviation	3 SDCM
4	3.46	112	Fixture power	13.5 W
5	4.33	72	Fixture flux	1205.0 lm
			Fixture efficacy	89 lm/W
			LED values	12.1 W 1361.0 lm

Museo Small / Large			3000 K / Ra 95	
m	Ø	Lux	53°	
1	1.00	1582	Glaring	UGR 21.3
2	2.01	395	Colour deviation	3 SDCM
3	3.01	176	Fixture power	13.5 W
4	4.02	99	Fixture flux	1208.0 lm
5	5.02	63	Fixture efficacy	89 lm/W
			LED values	12.1 W 1361.0 lm

In-depth studies and technical sheets
exenia.eu/products

MUSEO
Based small



36540	1X 13W	179€
36541	2X 13W	328€

+

Control		
50	ON-OFF	0€
61	1..10V (Version only 2x)	50€
65	DALI (Version only 2x)	50€
68	PUSH (Version only 2x)	50€

+

Finish		
42	Matt white	0€
52	Matt black	0€
92	Concrete grey	0€

+

CRI-CCT		
-	CRI85 3000K	0€
/9527	CRI95 2700K	0€
/9530	CRI95 3000K	0€
/9540	CRI95 4000K	0€

+

Decorative ring		
6109050	Decorative ring	17€

+

Finish Decorative ring		
10	Lacquered red	0€
17	Matt orange	0€
20	Spring green	0€
33	Corn yellow	0€
42	Matt white	0€
52	Matt black	0€
92	Concrete grey	0€

+

Optics		
/S	Spot	0€
/M	Medium	0€
/L	Large	0€

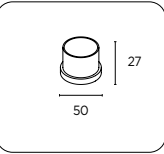
Independent accessories		
9G040	Cut-off	24€
9G039	Visor	29€
9G025	Honeycomb louvre	18€

MUSEO SMALL Accessories



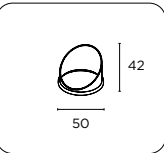
This ring comes with optic and protective screen.

Ring - Optic				
Ring finish		Optic		17€
610 90 50	10	Lacquered red	/S Spot	
	17	Matt orange	/M Medium	
	20	Spring green	/L Large	
	33	Corn yellow		
	42	Matt white		
	52	Matt black		
	92	Concrete grey		



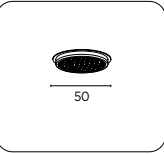

Thanks to this accessory it is possible to obtain a narrow and sharp beam, with a greater contrast between the illuminated and non illuminated area.

Cut-Off	
9G 040	24€



Thanks to this accessory it is possible to obtain an asymmetrically narrower and sharper beam with a greater contrast between the illuminated and non-illuminated area.

Visor	
9G 039	29€



The honeycomb grid is an accessory used for the Secondary Louvre effect. It reduces the luminous flux by 20%.

Honeycomb louvre	
9G 025	18€







IP₂₀ **750°**

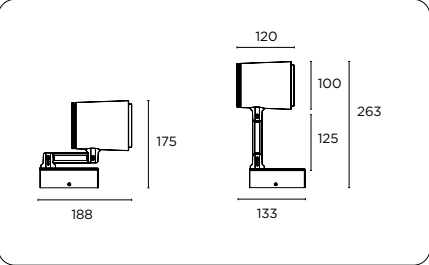


100

Museo Compact / Medium / 40W			3000 K / Ra 95		
m	Ø	Lux	30°		
1	0.53	8805		Glaring	
2	1.06	2201		UGR	18.4
3	1.59	978		Colour deviation	3 SDCM
4	2.11	550		Fixture power	40.0 W
5	2.64	352		Fixture flux	3371.0 lm
				Fixture efficacy	84 lm/W
				LED values	35.8 W 4932.0 lm

Museo Compact / Wide / 40W			3000 K / Ra 95		
m	Ø	Lux	58°	Glaring	
1	1.11	3940		UGR	20.4
2	2.21	985		Colour deviation	3 SDCM
3	3.32	438		Fixture power	40.0 W
4	4.43	246		Fixture flux	3351.0 lm
5	5.54	158		Fixture efficacy	84 lm/W
				LED values	35.8 W 4932.0 lm

MUSEO
Base Compact



366	MUSEO COMPACT	324€
+		
Control		
40	ON-OFF	0€
4B	1..10V	50€
4C	PUSH	50€
4D	DALI	50€
+		
Versions		
51	26W	0€
52	33W	15€
53	40W	33€
+		
Finish		
42	Matt white	0€
52	Matt black	0€
92	Concrete grey	0€
+		
CRI-CCT		
-	CRI85 3000K	0€
/9527	CRI95 2700K	0€
/9530	CRI95 3000K	0€
/9540	CRI95 4000K	0€
+		
Decorative ring		
3669050	Decorative ring	36€
+		
Ring finish		
10	Lacquered red	0€
17	Matt orange	0€
20	Spring green	0€
33	Corn yellow	0€
42	Matt white	0€
52	Matt black	0€
92	Concrete grey	0€

Optics		
/S	Spot	0€
/M	Medium	0€
/W	Wide	0€

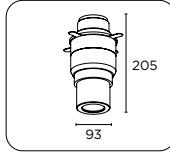
Independent accessories		
9Q31152	Shaper	1.080€
9G044	Cut-off	29€
9G043	Visor	35€
9G019	Honeycomb louvre	35€

MUSEO COMPACT accessories



Optics with rings.

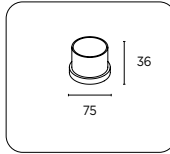
Ring - Optic					
Ring finish			Optic		
366 90 50	10	Lacquered red	/S	Spot	36€
	17	Matt orange	/M	Medium	
	20	Spring green	/W	Wide	
	33	Corn yellow			
	42	Matt white			
	52	Matt black			
	92	Concrete grey			



Adjustable optical system and removable plate. **Optic assembly and its coloured ring should not be ordered with this accessory.**

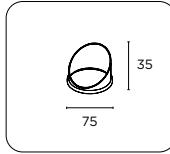



Shaper	
9Q 311 52	1.080€



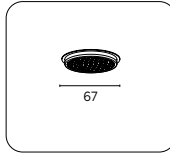

Thanks to this accessory it is possible to obtain a narrow and sharp beam, with a greater contrast between the illuminated and non illuminated area.

Cut-Off	
9G 044	29€



Thanks to this accessory it is possible to obtain an asymmetrically narrower and sharper beam with a greater contrast between the illuminated and non-illuminated area.

Visor	
9G 043	35€



The honeycomb grid is an accessory used for the Secondary Louvre effect. It reduces the luminous flux by 20%.

Honeycomb louvre	
9G 019	for 26/33W 35€





Adjustable spotlight - new look_
high efficiency COB LED source_

LED Projector manufactured from diecast aluminium. Fitted with galvanised fixing bracket. Finishes include matt white, matt black and concrete grey.
359° horizontal and +/-180° vertical adjustment with aiming lock system. Each fixture needs to be completed with a mirror-painted polycarbonate reflective optic including decorative ring.
Available beam angles include Spot, Medium, and Large. The decorative ring is available in seven finish options. Accessories include narrow optics attachment, cut-off, honeycomb louvre and satin diffuser. IP20.

Museo / Spot / 26W					3000 K / Ra 95	
m	Ø	Lux		22°	Glaring	
1	0.26	16805			UGR	9.1
2	0.52	4201			Colour deviation	3 SDCM
3	0.79	1867			Fixture power	27.7 W
4	1.05	1050			Fixture flux	2428.0 lm
5	1.31	672			Fixture efficacy	88 lm/W
					LED values	24.8 W 3281.0 lm
					IMax	16805 cd

Museo / Spot / 40W					3000 K / Ra 95	
m	Ø	Lux		22°	Glaring	
1	0.40	15464			UGR	12.2
2	0.79	3866			Colour deviation	3 SDCM
3	1.19	1718			Fixture power	40.0 W
4	1.58	967			Fixture flux	3692.0 lm
5	1.98	619			Fixture efficacy	92 lm/W
					LED values	35.9 W 4989.0 lm
					IMax	15464 cd

Museo / Spot / 53W					3000 K / Ra 95	
m	Ø	Lux		22°	Glaring	
1	0.40	19749			UGR	13.0
2	0.79	4937			Colour deviation	3 SDCM
3	1.19	2194			Fixture power	54.8 W
4	1.58	1234			Fixture flux	4715.0 lm
5	1.98	790			Fixture efficacy	86 lm/W
					LED values	49.0 W 6371.0 lm
					IMax	19749 cd

Museo / Spot / 66W					3000 K / Ra 95	
m	Ø	Lux		22°	Glaring	
1	0.40	24311			UGR	13.7
2	0.79	6078			Colour deviation	3 SDCM
3	1.19	2701			Fixture power	69.1 W
4	1.58	1519			Fixture flux	5804.0 lm
5	1.98	972			Fixture efficacy	84 lm/W
					LED values	61.7 W 7843.0 lm
					IMax	24311 cd

Museo / Spot / 80W					3000 K / Ra 95	
m	Ø	Lux		22°	Glaring	
1	0.40	27921			UGR	14.2
2	0.79	6980			Colour deviation	3 SDCM
3	1.19	3102			Fixture power	81.8 W
4	1.58	1745			Fixture flux	6666.0 lm
5	1.98	1117			Fixture efficacy	81 lm/W
					LED values	73.1 W 9008.0 lm
					IMax	27921 cd

Museo / Medium / 26W					3000 K / Ra 95	
m	Ø	Lux		24°	Glaring	
1	0.42	8825			UGR	9.3
2	0.85	2206			Colour deviation	3 SDCM
3	1.27	981			Fixture power	27.7 W
4	1.69	552			Fixture flux	2461.0 lm
5	2.11	353			Fixture efficacy	89 lm/W
					LED values	24.8 W 3281.0 lm
					IMax	8825 cd

Museo / Medium / 40W					3000 K / Ra 95	
m	Ø	Lux		32°	Glaring	
1	0.58	9559			UGR	13.3
2	1.16	2390			Colour deviation	3 SDCM
3	1.74	1062			Fixture power	40.0 W
4	2.32	597			Fixture flux	3742.0 lm
5	2.90	382			Fixture efficacy	94 lm/W
					LED values	35.9 W 4989.0 lm
					IMax	9559 cd

Museo / Medium / 53W					3000 K / Ra 95	
m	Ø	Lux		32°	Glaring	
1	0.58	12208			UGR	14.2
2	1.16	3052			Colour deviation	3 SDCM
3	1.74	1356			Fixture power	54.8 W
4	2.32	763			Fixture flux	4779.0 lm
5	2.90	488			Fixture efficacy	87 lm/W
					LED values	49.0 W 6371.0 lm
					IMax	12208 cd

Museo / Medium / 66W					3000 K / Ra 95	
m	Ø	Lux		32°	Glaring	
1	0.58	15026			UGR	14.9
2	1.16	3756			Colour deviation	3 SDCM
3	1.74	1670			Fixture power	69.1 W
4	2.32	939			Fixture flux	5882.0 lm
5	2.90	601			Fixture efficacy	85 lm/W
					LED values	61.7 W 7843.0 lm
					IMax	15026 cd

Museo / Medium / 80W					3000 K / Ra 95	
m	Ø	Lux		32°	Glaring	
1	0.58	17259			UGR	15.4
2	1.16	4315			Colour deviation	3 SDCM
3	1.74	1918			Fixture power	81.8 W
4	2.32	1079			Fixture flux	6756.0 lm
5	2.90	690			Fixture efficacy	83 lm/W
					LED values	73.1 W 9008.0 lm
					IMax	17259 cd

Museo / Large / 26W					3000 K / Ra 95	
m	Ø	Lux		53°	Glaring	
1	0.99	3545			UGR	16.5
2	1.99	886			Colour deviation	3 SDCM
3	2.98	394			Fixture power	27.7 W
4	3.98	222			Fixture flux	2461.0 lm
5	4.97	142			Fixture efficacy	89 lm/W
					LED values	24.8 W 3281.0 lm
					IMax	3545 cd

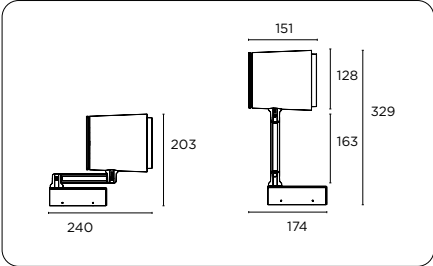
Museo / Large / 40W					3000 K / Ra 95	
m	Ø	Lux		57°	Glaring	
1	1.08	4606			UGR	19.2
2	2.17	1152			Colour deviation	3 SDCM
3	3.25	512			Fixture power	40.0 W
4	4.34	288			Fixture flux	3742.0 lm
5	5.42	184			Fixture efficacy	94 lm/W
					LED values	35.9 W 4989.0 lm
					IMax	4606 cd

Museo / Large / 53W					3000 K / Ra 95	
m	Ø	Lux		57°	Glaring	
1	1.08	5883			UGR	20.0
2	2.17	1471			Colour deviation	3 SDCM
3	3.25	654			Fixture power	54.8 W
4	4.34	368			Fixture flux	4779.0 lm
5	5.42	235			Fixture efficacy	87 lm/W
					LED values	49.0 W 6371.0 lm
					IMax	5883 cd

Museo / Large / 66W					3000 K / Ra 95	
m	Ø	Lux		57°	Glaring	
1	1.08	7241			UGR	20.8
2	2.17	1810			Colour deviation	3 SDCM
3	3.25	805			Fixture power	69.1 W
4	4.34	453			Fixture flux	5882.0 lm
5	5.42	290			Fixture efficacy	85 lm/W
					LED values	61.7 W 7843.0 lm
					IMax	7241 cd

Museo / Large / 80W					3000 K / Ra 95	
m	Ø	Lux		57°	Glaring	
1	1.08	8317			UGR	21.2
2	2.17	2079			Colour deviation	3 SDCM
3	3.25	924			Fixture power	81.8 W
4	4.34	520			Fixture flux	6756.0 lm
5	5.42	333			Fixture efficacy	83 lm/W
					LED values	73.1 W 9008.0 lm
					IMax	8317 cd

MUSEO
based



608	MUSEO	360€
+		
Control		
40	ON-OFF	0€
4B	1..10V	50€
4C	PUSH	50€
4D	DALI	50€
+		
Versions		
50	26W	0€
52	40W	90€
53	53W	135€
57	66W	180€
55	80W (only ON-OFF)	180€
+		
Finish		
42	Matt white	0€
52	Matt black	0€
92	Concrete grey	0€
+		
CRI-CCT		
-	CRI85 3000K	0€
/9527	CRI95 2700K	0€
/9530	CRI95 3000K	0€
/9540	CRI95 4000K	0€
+		
Decorative ring		
6079050	Decorative ring	42€
+		

Ring finish		
10	Lacquered red	0€
17	Matt orange	0€
20	Spring green	0€
33	Corn yellow	0€
42	Matt white	0€
52	Matt black	0€
92	Concrete grey	0€
+		
Optics		
/S	Spot	0€
/M	Medium	0€
/L	Large	0€

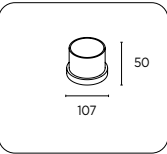
Independent accessories		
9G046	Cut-off	32€
9G045	Visor	40€
9G017	Honeycomb louvre	47€

MUSEO accessories



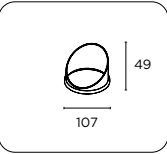
Optics with rings.

Ring - Optic			
Ring finish		Optic	
607 90 50	10	Lacquered red	/S Spot
	17	Matt orange	/M Medium
	20	Spring green	/L Large
	33	Corn yellow	
	42	Matt white	
	52	Matt black	
	92	Concrete grey	



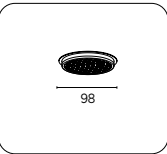
Thanks to this accessory it is possible to obtain a narrow and sharp beam, with a greater contrast between the illuminated and non illuminated area.

Cut-Off	
9G 046	32€



Thanks to this accessory it is possible to obtain an asymmetrically narrower and sharper beam with a greater contrast between the illuminated and non-illuminated area.



Visor	
9G 045	40€




The honeycomb grid is an accessory used for the Secondary Louvre effect. It reduces the luminous flux by 20%.

Honeycomb louvre	
9G 017	for 26W
	47€

WALL

				
SPACE 112	STEP 116	STEP MAXI 119	STEP 3 120	PLURIEL MICRO 124
				
PLURIEL 128	PLURIEL PLUS 134	PLURIEL PLUS BAR 140	PIANO 146	LINO 150
				
TRATTO 154	RIGHA 158	ROCK 162	YOMA 164	BILUX 168
				
TOB NARROW 172	TOB 176	TOB MAXI 180	TOB WIDE 182	





Direct/indirect and double switch_
high efficiency LED source_

Direct/Indirect wall mounted LED luminaire manufactured
from die-cast aluminium alloy 6060.

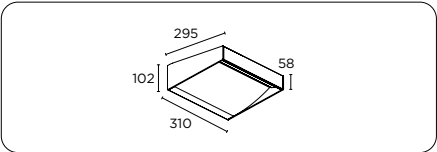
Fitted with opal polycarbonate diffuser for even light
distribution.

Available in three textured, powder coating finish as matt
white, matt black and concrete grey.

Three-piece anti-glare kit consisting of an adjustable
deflector and two fixed deflectors that reduce the beam
cut-off angles of the luminaire and microprismatic diffuser
for the direct light source are also available as accessories.

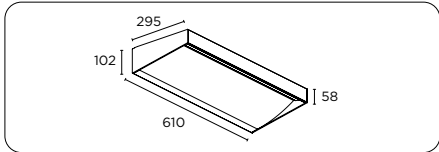
Space / Small	3000 K / Ra 95														
	<table><tr><td>Glaring</td><td></td></tr><tr><td>UGR</td><td>15.0</td></tr><tr><td>Colour deviation</td><td>3 SDCM</td></tr><tr><td>Fixture power</td><td>80.6 W</td></tr><tr><td>Fixture flux</td><td>4386.0 lm</td></tr><tr><td>Fixture efficacy</td><td>54 lm/W</td></tr><tr><td>LED values</td><td>72.0 W 7706.0 lm</td></tr></table>	Glaring		UGR	15.0	Colour deviation	3 SDCM	Fixture power	80.6 W	Fixture flux	4386.0 lm	Fixture efficacy	54 lm/W	LED values	72.0 W 7706.0 lm
Glaring															
UGR	15.0														
Colour deviation	3 SDCM														
Fixture power	80.6 W														
Fixture flux	4386.0 lm														
Fixture efficacy	54 lm/W														
LED values	72.0 W 7706.0 lm														
Space / Medium	3000 K / Ra 95														
	<table><tr><td>Glaring</td><td></td></tr><tr><td>UGR</td><td>14.9</td></tr><tr><td>Colour deviation</td><td>3 SDCM</td></tr><tr><td>Fixture power</td><td>161.2 W</td></tr><tr><td>Fixture flux</td><td>8691.0 lm</td></tr><tr><td>Fixture efficacy</td><td>54 lm/W</td></tr><tr><td>LED values</td><td>144.0 W 15268.0 lm</td></tr></table>	Glaring		UGR	14.9	Colour deviation	3 SDCM	Fixture power	161.2 W	Fixture flux	8691.0 lm	Fixture efficacy	54 lm/W	LED values	144.0 W 15268.0 lm
Glaring															
UGR	14.9														
Colour deviation	3 SDCM														
Fixture power	161.2 W														
Fixture flux	8691.0 lm														
Fixture efficacy	54 lm/W														
LED values	144.0 W 15268.0 lm														
Space / Large	3000 K / Ra 95														
	<table><tr><td>Glaring</td><td></td></tr><tr><td>UGR</td><td>15.5</td></tr><tr><td>Colour deviation</td><td>3 SDCM</td></tr><tr><td>Fixture power</td><td>295.6 W</td></tr><tr><td>Fixture flux</td><td>15523.0 lm</td></tr><tr><td>Fixture efficacy</td><td>53 lm/W</td></tr><tr><td>LED values</td><td>264.0 W 27270.0 lm</td></tr></table>	Glaring		UGR	15.5	Colour deviation	3 SDCM	Fixture power	295.6 W	Fixture flux	15523.0 lm	Fixture efficacy	53 lm/W	LED values	264.0 W 27270.0 lm
Glaring															
UGR	15.5														
Colour deviation	3 SDCM														
Fixture power	295.6 W														
Fixture flux	15523.0 lm														
Fixture efficacy	53 lm/W														
LED values	264.0 W 27270.0 lm														

SPACE Small



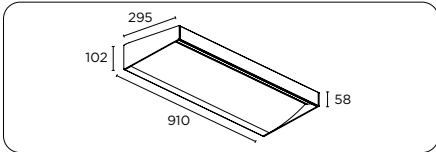
36860	SPACE 310mm 24+48W	695€
+		
Control		
50	ON-OFF	0€
61	1..10V	150€
63	EM. 1h	150€
65	DALI	150€
68	PUSH	150€
+		
Finish		
4X	Matt white txt	0€
5X	Matt black txt	0€
92	Concrete grey	0€
+		
CRI-CCT		
-	CRI85 3000K	0€
/9527	CRI95 2700K	0€
/9530	CRI95 3000K	0€
/9540	CRI95 4000K	0€

SPACE Medium



36861	SPACE 610mm 48+96W	1.042€
+		
Control		
50	ON-OFF	0€
61	1..10V	250€
63	EM. 1h	150€
65	DALI	250€
68	PUSH	250€
+		
Finish		
4X	Matt white txt	0€
5X	Matt black txt	0€
92	Concrete grey	0€
+		
CRI-CCT		
-	CRI85 3000K	0€
/9527	CRI95 2700K	0€
/9530	CRI95 3000K	0€
/9540	CRI95 4000K	0€

SPACE Large



36862	SPACE 910mm 72+192W	1.618€
+		
Control		
50	ON-OFF	0€
61	1..10V	450€
63	EM. 1h	150€
65	DALI	450€
68	PUSH	450€
+		
Finish		
4X	Matt white txt	0€
5X	Matt black txt	0€
92	Concrete grey	0€
+		
CRI-CCT		
-	CRI85 3000K	0€
/9527	CRI95 2700K	0€
/9530	CRI95 3000K	0€
/9540	CRI95 4000K	0€

Independent accessories		
36890	Kit Anti-glare and beam deflection for 310mm	53€
9G005/030	Microprismatic diffuser 30cm	12€


Independent accessories		
36891	Kit Anti-glare and beam deflection for 610mm	72€
9G005/060	Microprismatic diffuser 60cm	21€

Independent accessories		
36892	Kit Anti-glare and beam deflection for 910mm	91€
9G005/090	Microprismatic diffuser 90cm	24€

SPACE accessories



Anti-glare kit and beam deviation.
The kit consists of three elements
that allow you to modify and adjust
the performance of the product
and adapt it to the different
environments.



Microprismatic diffuser.
Only for direct light emission.

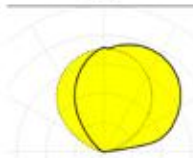
Kit Anti-glare			
Versions			
368	90	for versions L=310	53€
	91	for versions L=610	72€
	92	for versions L=910	91€
Diffuser microprismatic			
Versions			
9G0 05	/030	for versions L=310	12€
	/060	for versions L=610	21€
	/090	for versions L=910	24€

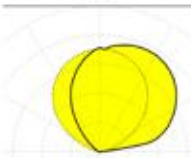


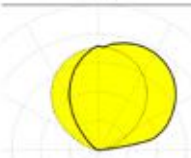


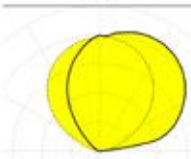
Indirect emission_
high efficiency COB LED source_

Indirect wall mounted LED luminaire with asymmetric beam.
Manufactured from bent metal and aluminium plate with
heat dissipating function.
Wall mounting with nylon plugs. Finish options include matt
white, parget white, matt black, corten and concrete grey.
The parget white finish can be overpainted and customised
with any wall colour. Ingress protection of IP20.

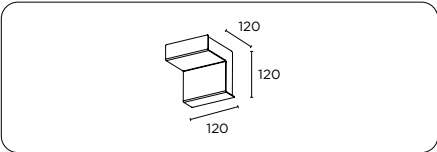
Step / Small		3000 K / Ra 95
	Glaring	
	UGR	<10
	Colour deviation	3 SDCM
	Fixture power	27.0 W
	Fixture flux	2019.0 lm
	Fixture efficacy	75 lm/W
LED values		24.3 W 2967.0 lm

Step / Maxi		3000 K / Ra 95
	Glaring	
	UGR	<10
	Colour deviation	3 SDCM
	Fixture power	209.0 W
	Fixture flux	15088.0 lm
	Fixture efficacy	72 lm/W
LED values		187.2 W 22350.0 lm

Step / Medium		3000 K / Ra 95
	Glaring	
	UGR	<10
	Colour deviation	3 SDCM
	Fixture power	69.8 W
	Fixture flux	5056.0 lm
	Fixture efficacy	72 lm/W
LED values		62.4 W 7450.0 lm

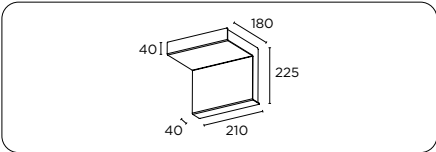
Step / Large		3000 K / Ra 95
	Glaring	
	UGR	<10
	Colour deviation	3 SDCM
	Fixture power	140.0 W
	Fixture flux	10111.0 lm
	Fixture efficacy	72 lm/W
LED values		124.8 W 14900.0 lm

STEP Small



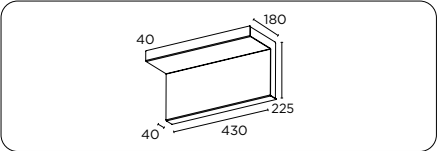
35262	STEP 120mm 26W	329€
+		
Control		
50	ON-OFF	0€
61	1..10V	50€
65	DALI	50€
69	PUSH	50€
+		
Finish		
42	Matt white	0€
47	Parget white	0€
52	Matt black	0€
85	Corten	25€
92	Concrete grey	0€
+		
CRI-CCT		
-	CRi85 3000K	0€
/9527	CRi95 2700K	0€
/9530	CRi95 3000K	0€
/9540	CRi95 4000K	0€

STEP Medium



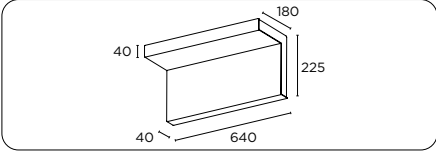
35260	STEP 210mm 66W	467€
+		
Control		
50	ON-OFF	0€
61	1..10V	100€
63	EM. 1h	150€
65	DALI	100€
69	PUSH	100€
+		
Finish		
42	Matt white	0€
47	Parget white	0€
52	Matt black	0€
85	Corten	30€
92	Concrete grey	0€
+		
CRI-CCT		
-	CRi85 3000K	0€
/9527	CRi95 2700K	0€
/9530	CRi95 3000K	0€
/9540	CRi95 4000K	0€

STEP Large




35263	STEP 430mm 132W	827€
+		
Control		
50	ON-OFF	0€
61	1..10V	200€
63	EM. 1h	150€
65	DALI	200€
69	PUSH	200€
+		
Finish		
42	Matt white	0€
47	Parget white	0€
52	Matt black	0€
85	Corten	40€
92	Concrete grey	0€
+		
CRI-CCT		
-	CRi85 3000K	0€
/9527	CRi95 2700K	0€
/9530	CRi95 3000K	0€
/9540	CRi95 4000K	0€

STEP Maxi

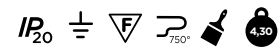


35264	STEP Maxi 640mm 198W	1.354€
+		
Control		
50	ON-OFF	0€
61	1..10V	300€
63	EM. 1h	150€
65	DALI	300€
69	PUSH	300€
+		
Finish		
42	Matt white	0€
47	Parget white	0€
52	Matt black	0€
85	Corten	60€
92	Concrete grey	0€
+		
CRI-CCT		
-	CRi85 3000K	0€
/9527	CRi95 2700K	0€
/9530	CRi95 3000K	0€
/9540	CRi95 4000K	0€

STEP 3



STEP 3




Direct/indirect emission_
LED double switching_

Direct/Indirect wall mounted LED luminaire with indirect asymmetric beam and direct light distribution via two spotlights.

The spotlights are fitted with a proprietary joint allowing for 359° horizontal and +90°/-90° vertical adjustment and are available in Spot, Medium, Large and Extra Large, to be ordered separately.

Manufactured from bent metal and aluminium plate with heat dissipating function. Wall mounting with nylon plugs. Finish options include matt white, parget white, matt black, corten and concrete grey. The parget white finish can be overpainted and customised with any wall colour. Ingress protection of IP20.

Step 3 / Indirect		3000 K / Ra 95
	Glaring	
	UGR	<10
	Colour deviation	3 SDCM
	Fixture power	69.0 W
	Fixture flux	5056.0 lm
	Fixture efficacy	73 lm/W
	LED values	62.4 W 7450.0 lm

Step 3 / Spot / Spot

m	Ø	Lux
1	0.53	4012
2	1.06	1003
3	1.58	446
4	2.11	251
5	2.64	160

30°

IMax 4012 cd

3000 K / Ra 95	
Glaring	
UGR	21.8
Colour deviation	3 SDCM
Fixture power	18.4 W
Fixture flux	1716.0 lm
Fixture efficacy	93 lm/W
LED values	16.4 W 2172.0 lm

Step 3 / Spot / Medium 3000 K / Ra 95

m	Ø	Lux
1	0.81	2492
2	1.61	623
3	2.42	277
4	3.23	156
5	4.03	100

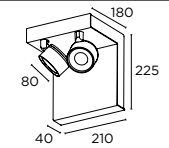
44°

IMax 2492 cd

Glaring	
UGR	23.2
Colour deviation	3 SDCM
Fixture power	18.4 W
Fixture flux	1630.0 lm
Fixture efficacy	89 lm/W
LED values	16.4 W 2172.0 lm

In-depth studies and technical sheets
exenia.eu/products

STEP 3



36760	STEP 3 210mm 2x18+66W	654€
--------------	-----------------------	-------------

Control		
51	ON-OFF	0€
61	1..10V	0€
65	DALI	0€
68	PUSH	0€

Finish		
42	Matt white	0€
47	Parget white	0€
52	Matt black	0€
85	Corten	30€
92	Concrete grey	0€

CRI-CCT		
-	CRI85 3000K	0€
/9527	CRI95 2700K	0€
/9530	CRI95 3000K	0€
/9540	CRI95 4000K	0€

Emission		
/UP	Indirect light	100€
/Down	Spot lighting	50€

Reflector		
9Q305	Reflector	12€

Optics		
S	Spot	0€
M	Medium	0€
L	Large	0€
X	XLarge	4€



Optic			
	Optic		
9Q 305	S	Spot	12€
	M	Medium	12€
	L	Large	12€
	X	XLarge	16€

PLURIEL MICRO



PLURIEL MICRO




To be completed with optic and ring_
high efficiency COB LED source_


Wall or ceiling mounted LED luminaire with COB and constant current electronic power supply integral to the fitting.

Proprietary joint allowing for 350° horizontal and +/-90° vertical adjustment.

The luminaire is manufactured from die-cast aluminium and fitted with a wall mounted metal support and wall fixing nylon plugs.

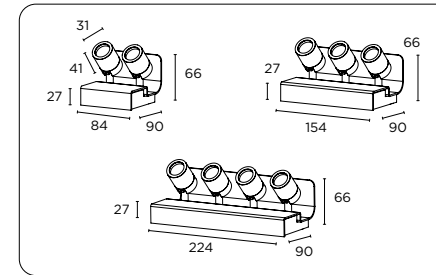
The luminaire is available in matt white, matt black and concrete grey. Optics in Medium and Large beam to be ordered separately. Optics come complete with a decorative ring that is available in nine liquid-coated finish options. Ingress protection of IP20.

Pluriel Micro / Medium			3000 K / Ra 95		
m	Ø	Lux	27°		
1	0.49	910		Glaring	
2	0.97	227		UGR	18.2
3	1.46	101		Colour deviation	3 SDCM
4	1.95	57		Fixture power	5.2 W
5	2.43	36		Fixture flux	210.0 lm
			I _{Max} 910 cd	Fixture efficacy	60 lm/W
				LED values	4.5 W 504.0 lm


Pluriel Micro / Large			3000 K / Ra 95		
m	Ø	Lux	53°		
1	0.99	295		Glaring	
2	1.98	74		UGR	23.1
3	2.96	33		Colour deviation	3 SDCM
4	3.95	18		Fixture power	5.2 W
5	4.94	12		Fixture flux	237.0 lm
			I _{Max} 295 cd	Fixture efficacy	46 lm/W
				LED values	4.5 W 504.0 lm

In-depth studies and technical sheets
exenia.eu/products

PLURIEL MICRO Wall



370	PLURIEL MICRO WALL	0€
+		
Versions		
42	2x 4,5W	214€
43	3x 4,5W	290€
44	4x 4,5W	389€
+		
Control		
50	ON-OFF	0€
+		
Finish		
42	Matt white	0€
52	Matt black	0€
92	Concrete grey	0€
+		
CRI-CCT		
-	CRI85 3000K	0€
/9527	CRI95 2700K	0€
/9530	CRI95 3000K	0€
/9540	CRI95 4000K	0€



Rings with optics included

Decorative ring		
3709050	Decorative ring	16€

+

Finish Decorative ring		
1M	Brick red	0€
10	Lacquered red	0€
17	Matt orange	0€
20	Spring green	0€
33	Corn yellow	0€
42	Matt white	0€
52	Matt black	0€
64	Baby blue	0€
92	Concrete grey	0€

+

Optics		
/M	Medium	0€
/L	Large	0€

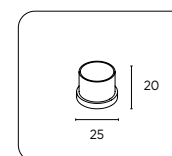

↓

Independent accessories		
9G031	Ring	18€
	Anti-glare	
	Matt black	
9G047	Visor	24€

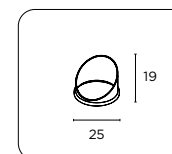
Ring - Optic

3709050	1M	Brick red	/M	Medium	16€
	10	Lacquered red	/L	Large	
	17	Matt orange			
	20	Spring green			
	33	Corn yellow			
	42	Matt white			
	52	Matt black			
	64	Baby blue			
92	Concrete grey				

PLURIEL MICRO accessories




Thanks to this accessory it is possible to obtain a narrow and sharp beam, with a strong contrast between the illuminated and unlit area.



Thanks to this accessory it is possible to obtain an asymmetrically narrower and sharper beam with a greater contrast between the illuminated and non-illuminated area.

Cut-Off	
9G 031	18€
Visor	
9G 047	24€





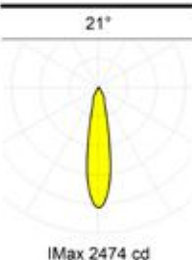
To be completed with optic and ring_
high efficiency COB LED source_

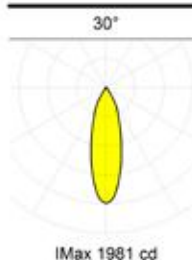
LED wall or ceiling luminaire with three adjustable spotlights
with proprietary joint allowing for 350° horizontal and
+90°/-90° vertical adjustment.

The body is manufactured from die-cast aluminium alloy
6060 with heat dissipating function.
Wall fixings with nylon plugs. Optics available in Medium,
Large and Wide.

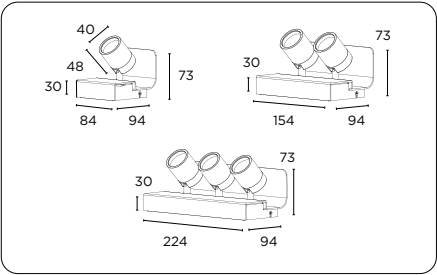
Optics come complete with a decorative ring that is available
in nine liquid-coated finish options. The luminaire is available
in matt white, matt black and concrete grey.

Accessories include narrow optics, honeycomb louvre and
satin diffuser. Ingress protection of IP20.

Pluriel / Medium / 6W			3000 K / Ra 95		
m	Ø	Lux	21°	Glaring	
1	0.38	2474		UGR	17.6
2	0.75	619		Colour deviation	3 SDCM
3	1.13	275		Fixture power	6.2 W
4	1.50	155		Fixture flux	604.0 lm
5	1.88	99		Fixture efficacy	97 lm/W
			IMax 2474 cd	LED values	5.9 W 800.0 lm

Pluriel / Large / 9W			3000 K / Ra 95		
m	Ø	Lux	30°	Glaring	
1	0.54	1981		UGR	19.2
2	1.09	495		Colour deviation	3 SDCM
3	1.63	220		Fixture power	11.0 W
4	2.17	124		Fixture flux	827.0 lm
5	2.71	79		Fixture efficacy	75 lm/W
			IMax 1981 cd	LED values	8.7 W 1100.0 lm

PLURIEL Wall



353	PLURIEL WALL	0€
+		
Teste		
40	1x	168€
41	2x	254€
42	3x	368€
+		
Versions		
30	6W	0€
50	9W	0€
+		
Finish		
42	Matt white	0€
52	Matt black	0€
92	Concrete grey	0€
+		
CRI-CCCT		
-	CRI85 3000K	0€
/9527	CRI95 2700K	0€
/9530	CRI95 3000K	0€
/9540	CRI95 4000K	0€



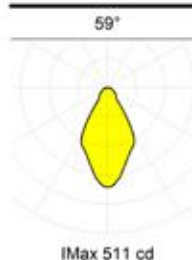
Optics with rings

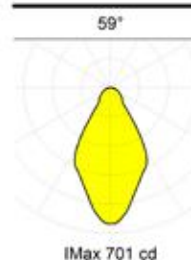
Decorative ring		
3539050	Decorative ring	16€
+		
Finish Decorative ring		
1M	Brick red	0€
10	Lacquered red	0€
17	Matt orange	0€
20	Spring green	0€
33	Corn yellow	0€
42	Matt white	0€
52	Matt black	0€
64	Baby blue	0€
92	Concrete grey	0€

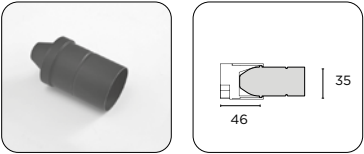
Optics		
/M	Medium	0€
/L	Large	0€
/W	Wide	0€

Independent accessories		
9Q31752	Optic Narrow 10°	78€
9G049	Cut-off	21€
9G048	Visor	27€
9G023	Honeycomb louvre	18€
9G024	Satin diffuser	12€

Ring - Optic					
353 90 50	1M	Brick red	/M	Medium	16€
	10	Lacquered red	/L	Large	
	17	Matt orange	/W	Wide	
	20	Spring green			
	33	Corn yellow			
	42	Matt white			
	52	Matt black			
	64	Baby blue			
	92	Concrete grey			

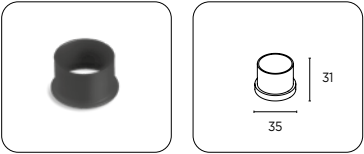
Pluriel / Wide / 6W			3000 K / Ra 95		
m	Ø	Lux	59°	Glaring	
1	1.14	511		UGR	22.1
2	2.27	128		Colour deviation	3 SDCM
3	3.41	57		Fixture power	6.2 W
4	4.54	32		Fixture flux	521.0 lm
5	5.68	20		Fixture efficacy	84 lm/W
			IMax 511 cd	LED values	5.9 W 800.0 lm

Pluriel / Wide / 9W			3000 K / Ra 95		
m	Ø	Lux	59°	Glaring	
1	1.14	701		UGR	23.2
2	2.27	175		Colour deviation	3 SDCM
3	3.41	78		Fixture power	11.0 W
4	4.54	44		Fixture flux	714.0 lm
5	5.68	28		Fixture efficacy	65 lm/W
			IMax 701 cd	LED values	8.7 W 1100.0 lm



With the Narrow optic it is possible to obtain a 10° narrow beam. **Optic assembly and its coloured ring should not be ordered with this accessory.**

Optic Narrow	
9Q 317 52	78€



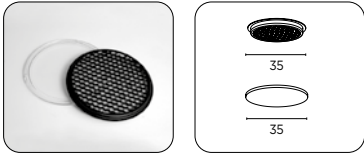
Thanks to this accessory it is possible to obtain a narrow and sharp beam, with a strong contrast between the illuminated and unlit area.

Cut-Off	
9G 049	21€



Thanks to this accessory it is possible to obtain an asymmetrically narrower and sharper beam with a greater contrast between the illuminated and non-illuminated area.

Visor	
9G 048	27€



The honeycomb louvre is an accessory used for the anti-glare effect. It reduces the luminous flux by 20%.

IP₄₀ 

Honeycomb louvre	
9G 023	18€



The satin diffuser increases the diffusion of the luminous flux by widening and softening the beam of light.

IP₄₀ 

Satin diffuser	
9G 024	12€

PLURIEL PLUS





To be completed with optic and ring_
high efficiency COB LED source_

LED wall or ceiling luminaire with a single adjustable spotlight with proprietary joint allowing for 350° horizontal and +90°/-90° vertical adjustment.

The body is manufactured from die-cast aluminium alloy 6060 with heat dissipating function. Wall fixings with nylon plugs.

Optics available in Spot, Medium and Large. Optics come complete with a decorative ring that is available in seven liquid-coated finish options.

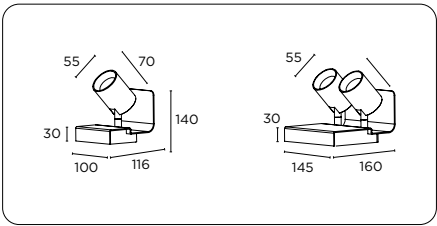
The luminaire is available in matt white, matt black and concrete grey. Ingress protection of IP20.

Pluriel Plus / Spot			3000 K / Ra 95	
m	Ø	Lux	29°	Glaring
1	0.52	2966		UGR 18.9
2	1.04	741		Colour deviation 3 SDCM
3	1.56	330		Fixture power 13.5 W
4	2.08	185		Fixture flux 1202.0 lm
5	2.61	119		Fixture efficacy 89 lm/W
			IMax 2966 cd	LED values 12.1 W 1361.0 lm

Pluriel Plus / Medium			3000 K / Ra 95	
m	Ø	Lux	47°	Glaring
1	0.87	1795		UGR 20.6
2	1.73	449		Colour deviation 3 SDCM
3	2.60	199		Fixture power 13.5 W
4	3.46	112		Fixture flux 1205.0 lm
5	4.33	72		Fixture efficacy 89 lm/W
			IMax 1795 cd	LED values 12.1 W 1361.0 lm

Pluriel Plus / Large			3000 K / Ra 95	
m	Ø	Lux	53°	Glaring
1	1.00	1582		UGR 21.3
2	2.01	395		Colour deviation 3 SDCM
3	3.01	176		Fixture power 13.5 W
4	4.02	99		Fixture flux 1208.0 lm
5	5.02	63		Fixture efficacy 89 lm/W
			IMax 1582 cd	LED values 12.1 W 1361.0 lm

PLURIEL PLUS Wall



364	PLURIEL PLUS WALL	0€
+		
Versions		
40	1x 13W	221€
41	2x 13W	379€
+		
Control		
50	ON-OFF	0€
61	1.10V (Version only 2x)	50€
65	DALI (Version only 2x)	50€
68	PUSH (Version only 2x)	50€
+		
Finish		
42	Matt white	0€
52	Matt black	0€
92	Concrete grey	0€
+		
CRI-CCT		
-	CRI85 3000K	0€
/9527	CRI95 2700K	0€
/9530	CRI95 3000K	0€
/9540	CRI95 4000K	0€
+		
Decorative ring		
6109050	Decorative ring	17€
+		




Optics with rings

Finish Decorative ring		
10	Lacquered red	0€
17	Matt orange	0€
20	Spring green	0€
33	Corn yellow	0€
42	Matt white	0€
52	Matt black	0€
92	Concrete grey	0€
64	Baby blue	0€
+		
Optics		
/S	Spot	0€
/M	Medium	0€
/L	Large	0€

Independent accessories		
9G040	Cut-off	24€
9G039	Visor	29€
9G025	Honeycomb louvre	18€
9G026	Satin diffuser	12€

Ring - Optic				
610 90 50	Ring finish		Optic	
17€	10	Lacquered red	/S	Small
	17	Matt orange	/M	Medium
	20	Spring green	/L	Large
	33	Corn yellow		
	42	Matt white		
	52	Matt black		
	92	Concrete grey		

PLURIEL PLUS accessories



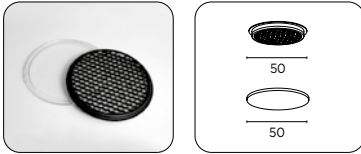
Thanks to this accessory it is possible to obtain a narrow and sharp beam, with a strong contrast between the illuminated and unlit area.

Cut-Off	
9G 040	24€



Thanks to this accessory it is possible to obtain an asymmetrically narrower and sharper beam with a greater contrast between the illuminated and non-illuminated area.

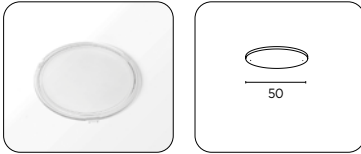
Visor	
9G 039	29€



The honeycomb louvre is an accessory used for the anti-glare effect. It reduces the luminous flux by 20%.

IP40 

Honeycomb louvre	
9G 025	18€



The satin diffuser increases the diffusion of the luminous flux by widening and softening the beam of light.

IP40 

Satin diffuser	
9G 026	12€

PLURIEL PLUS BAR



PLURIEL PLUS BAR

IP₂₀ $\frac{1}{2}$ ∇ \rightarrow 850°




To be completed with optic and ring_
high efficiency COB LED source_


Four-head LED wall or ceiling mounted luminaire with an integrated constant- current driver.


LED sources are located in two completely independent luminaire heads using a proprietary joint that allows 360° horizontal and +90°/-90° vertical adjustment.

The body is manufactured from diecast aluminium alloy 6060 with heat dissipating function. Fitted with a wall mounted metal holder, liquid painted, and fixings with nylon plugs. Optics available in Spot, Medium and Large.

Decorative ring is available in seven liquid-coated finish options. The luminaire is available in matt white, matt black and concrete grey. Ingress protection of IP20.

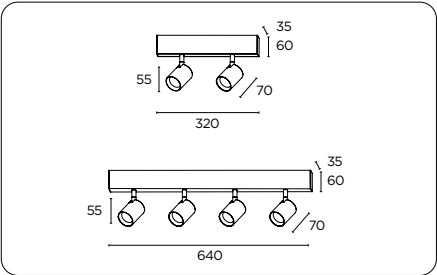
Pluriel Plus Bar / Spot			3000 K / Ra 95															
m	Ø	Lux	29°	<table> <tr><td>Glaring</td><td></td></tr> <tr><td>UGR</td><td>18.9</td></tr> <tr><td>Colour deviation</td><td>3 SDCM</td></tr> <tr><td>Fixture power</td><td>13.5 W</td></tr> <tr><td>Fixture flux</td><td>1202.0 lm</td></tr> <tr><td>Fixture efficacy</td><td>89 lm/W</td></tr> <tr><td>LED values</td><td>12.1 W 1361.0 lm</td></tr> </table>	Glaring		UGR	18.9	Colour deviation	3 SDCM	Fixture power	13.5 W	Fixture flux	1202.0 lm	Fixture efficacy	89 lm/W	LED values	12.1 W 1361.0 lm
Glaring																		
UGR	18.9																	
Colour deviation	3 SDCM																	
Fixture power	13.5 W																	
Fixture flux	1202.0 lm																	
Fixture efficacy	89 lm/W																	
LED values	12.1 W 1361.0 lm																	
1	0.52	2966																
2	1.04	741																
3	1.56	330																
4	2.08	185																
5	2.61	119																
			IMax 2966 cd															

Pluriel Plus Bar / Medium			3000 K / Ra 95															
m	Ø	Lux	47°	<table> <tr><td>Glaring</td><td></td></tr> <tr><td>UGR</td><td>20.6</td></tr> <tr><td>Colour deviation</td><td>3 SDCM</td></tr> <tr><td>Fixture power</td><td>13.5 W</td></tr> <tr><td>Fixture flux</td><td>1205.0 lm</td></tr> <tr><td>Fixture efficacy</td><td>89 lm/W</td></tr> <tr><td>LED values</td><td>12.1 W 1361.0 lm</td></tr> </table>	Glaring		UGR	20.6	Colour deviation	3 SDCM	Fixture power	13.5 W	Fixture flux	1205.0 lm	Fixture efficacy	89 lm/W	LED values	12.1 W 1361.0 lm
Glaring																		
UGR	20.6																	
Colour deviation	3 SDCM																	
Fixture power	13.5 W																	
Fixture flux	1205.0 lm																	
Fixture efficacy	89 lm/W																	
LED values	12.1 W 1361.0 lm																	
1	0.87	1795																
2	1.73	449																
3	2.60	199																
4	3.46	112																
5	4.33	72																
			IMax 1795 cd															

Pluriel Plus Bar / Large			3000 K / Ra 95															
m	Ø	Lux	53°	<table> <tr><td>Glaring</td><td></td></tr> <tr><td>UGR</td><td>21.3</td></tr> <tr><td>Colour deviation</td><td>3 SDCM</td></tr> <tr><td>Fixture power</td><td>13.5 W</td></tr> <tr><td>Fixture flux</td><td>1208.0 lm</td></tr> <tr><td>Fixture efficacy</td><td>89 lm/W</td></tr> <tr><td>LED values</td><td>12.1 W 1361.0 lm</td></tr> </table>	Glaring		UGR	21.3	Colour deviation	3 SDCM	Fixture power	13.5 W	Fixture flux	1208.0 lm	Fixture efficacy	89 lm/W	LED values	12.1 W 1361.0 lm
Glaring																		
UGR	21.3																	
Colour deviation	3 SDCM																	
Fixture power	13.5 W																	
Fixture flux	1208.0 lm																	
Fixture efficacy	89 lm/W																	
LED values	12.1 W 1361.0 lm																	
1	1.00	1582																
2	2.01	395																
3	3.01	176																
4	4.02	99																
5	5.02	63																
			IMax 1582 cd															

In-depth studies and technical sheets
exenia.eu/products

PLURIEL PLUS BAR



364	PLURIEL PLUS BAR	0€
+		
Versions		
60	2x 13W	400€
61	4x 13W	693€
+		
Control		
50	ON-OFF	0€
61	1..10V	50€
65	DALI	50€
68	PUSH per 2x	50€
69	PUSH per 4x	50€
+		
Finish		
42	Matt white	0€
52	Matt black	0€
92	Concrete grey	0€
+		
CRI-CCT		
-	CRI85 3000K	0€
/9527	CRI95 2700K	0€
/9530	CRI95 3000K	0€
/9540	CRI95 4000K	0€




Optics with rings

Decorative ring		
6109050	Decorative ring	17€
+		
Finish Decorative ring		
10	Lacquered red	0€
17	Matt orange	0€
20	Spring green	0€
33	Corn yellow	0€
42	Matt white	0€
52	Matt black	0€
92	Concrete grey	0€
+		
Optics		
/S	Spot	0€
/M	Medium	0€
/L	Large	0€

Independent accessories		
9G040	Cut-off	24€
9G039	Visor	29€
9G025	Honeycomb louvre	18€
9G026	Satin diffuser	12€

Ring - Optic					
		Ring finish	Optic		
610 90 50	10	Lacquered red	/S	Small	17€
	17	Matt orange	/M	Medium	
	20	Spring green	/L	Large	
	33	Corn yellow			
	42	Matt white			
	52	Matt black			
	92	Concrete grey			

PLURIEL PLUS BAR accessories



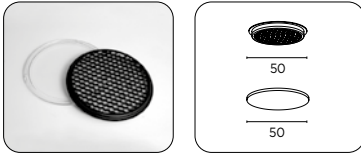
Thanks to this accessory it is possible to obtain a narrow and sharp beam, with a strong contrast between the illuminated and unlit area.

Cut-Off	
9G 040	24€



Thanks to this accessory it is possible to obtain an asymmetrically narrower and sharper beam with a greater contrast between the illuminated and non-illuminated area.

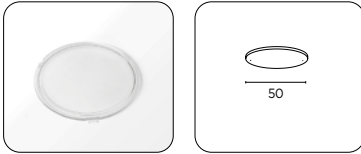
Visor	
9G 039	29€



The honeycomb louvre is an accessory used for the anti-glare effect. It reduces the luminous flux by 20%.

IP40 750°

Honeycomb louvre	
9G 025	18€



The satin diffuser increases the diffusion of the luminous flux by widening and softening the beam of light.

IP40 750°

Satin diffuser	
9G 026	12€





Direct/indirect emission_
high efficiency COB LED source_

Direct/Indirect, asymmetric, linear wall mounted luminaire.
The body is manufactured from extruded aluminium alloy 6060 and is fitted with a diffuser that can also be installed inward to create a recessed look.

Liquid coated finish options include brick red, matt white, matt black and concrete grey. Ingress protection of IP40.

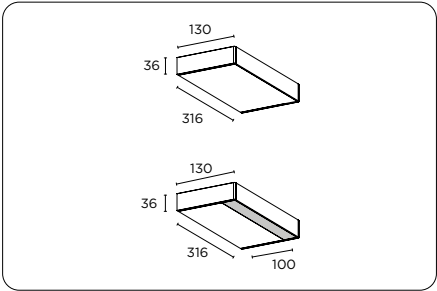
Piano / 316 / Dir.		3000 K / Ra 85
	Glaring	
	UGR	<10
	Colour deviation	3 SDCM
	Fixture power	15.0 W
	Fixture flux	820.0 lm
	Fixture efficacy	55 lm/W
		LED values
		13.3 W
		1630.0 lm

Piano / 316 / Dir.-Ind.		3000 K / Ra 85
	Glaring	
	UGR	15.6
	Colour deviation	3 SDCM
	Fixture power	30.0 W
	Fixture flux	1584.0 lm
	Fixture efficacy	53 lm/W
		LED values
		26.6 W
		3260.0 lm

Piano / 600 / Dir.		3000 K / Ra 85
	Glaring	
	UGR	<10
	Colour deviation	3 SDCM
	Fixture power	30.0 W
	Fixture flux	1853.0 lm
	Fixture efficacy	62 lm/W
		LED values
		26.6 W
		3260.0 lm

Piano / 600 / Dir.-Ind.		3000 K / Ra 85
	Glaring	
	UGR	15.7
	Colour deviation	3 SDCM
	Fixture power	60.0 W
	Fixture flux	3235.0 lm
	Fixture efficacy	54 lm/W
		LED values
		53.2 W
		6520.0 lm

PIANO
Dir or Ind 316 / Dir/Ind 316



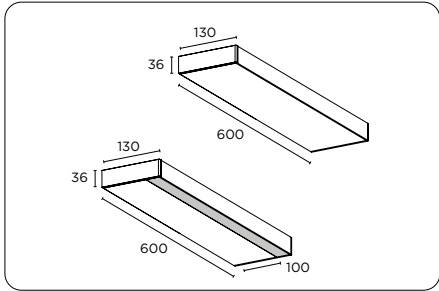
36160	PIANO Dir o Ind 316mm - 14W	260€
36163	PIANO Dir/Ind 316mm - 2X14W	320€

Control		
50	ON-OFF	0€
61	1..10V	50€
65	DALI	50€
68	PUSH	50€

Finish		
1M	Brick red	0€
42	Matt white	0€
52	Matt black	0€
92	Concrete grey	0€

CRI-CCT		
/8527	CRI85 2700K	0€
-	CRI85 3000K	0€
/8540	CRI85 4000K	0€

PIANO
Dir or Ind 600 / Dir/Ind 600

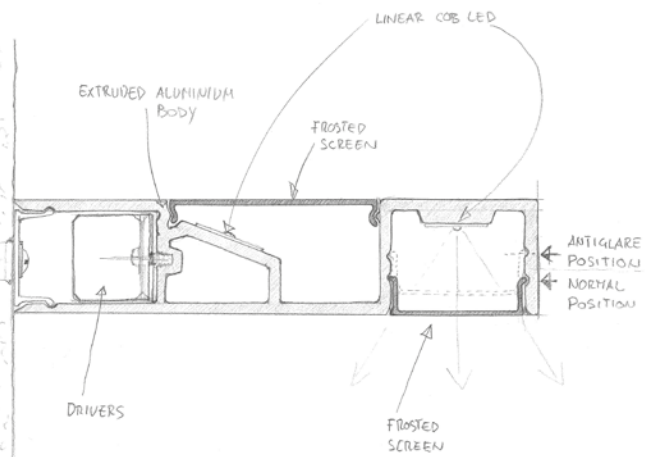



36161	PIANO Dir o Ind 600mm - 28W	362€
36164	PIANO Dir/Ind 600mm - 2X28W	464€

Control		
50	ON-OFF	0€
61	1..10V	50€
65	DALI	50€
69	PUSH	50€

Finish		
1M	Brick red	0€
42	Matt white	0€
52	Matt black	0€
92	Concrete grey	0€

CRI-CCT		
/8527	CRI85 2700K	0€
-	CRI85 3000K	0€
/8540	CRI85 4000K	0€



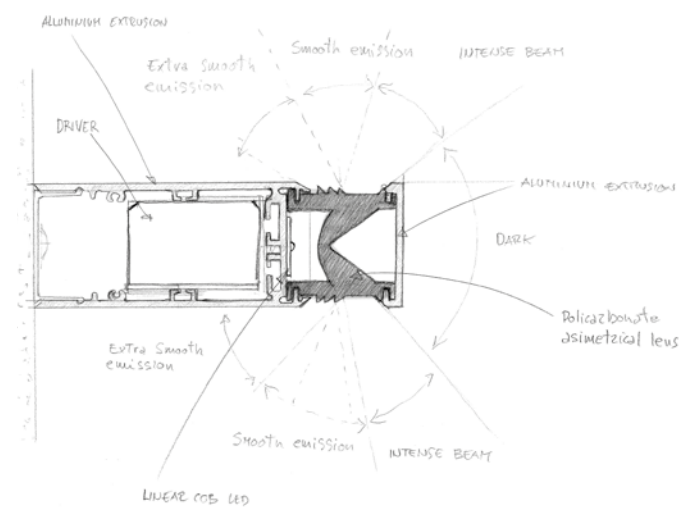





Direct/indirect emission_
high efficiency COB LED source_

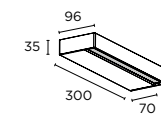
LED wall-mounted luminaire manufactured from extruded aluminium 6060 alloy and fitted with a PMMA diffuser and an extruded lens for direct/indirect light distribution.

Available in four powder-coated finishes. Ingress protection of IP44.

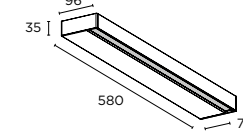


Lino / 300			3000 K / Ra 85		
m	Ø	Lux	56°	Glaring	
1	0.71	312		UGR	
2	1.41	78		4.9	
3	2.12	35		Colour deviation	3 SDCM
4	2.82	19		Fixture power	14.0 W
5	3.53	12		Fixture flux	742.0 lm
				Fixture efficacy	53 lm/W
				LED values	13.3 W 1630.0 lm

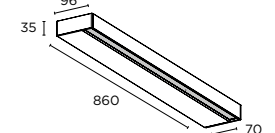
LINO 300




35960	LINO 300mm - 14W	234€
+		
Control		
50	ON-OFF	0€
61	1..10V	50€
65	DALI	50€
68	PUSH	50€
+		
Finish		
1M	Brick red	0€
42	Matt white	0€
52	Matt black	0€
92	Concrete grey	0€
+		
CRI-CCT		
/8527	CRI85 2700K	0€
-	CRI85 3000K	0€
/8540	CRI85 4000K	0€


LINO 580


35961	LINO 580mm - 28W	317€
+		
Control		
50	ON-OFF	0€
61	1..10V	50€
65	DALI	50€
69	PUSH	50€
+		
Finish		
1M	Brick red	0€
42	Matt white	0€
52	Matt black	0€
92	Concrete grey	0€
+		
CRI-CCT		
/8527	CRI85 2700K	0€
-	CRI85 3000K	0€
/8540	CRI85 4000K	0€

LINO 860

35962	LINO 860mm - 42W	420€
+		
Control		
50	ON-OFF	0€
61	1.10V	50€
65	DALI	50€
69	PUSH	50€
+		
Finish		
1M	Brick red	0€
42	Matt white	0€
52	Matt black	0€
92	Concrete grey	0€
+		
CRI-CCT		
/8527	CRI85 2700K	0€
-	CRI85 3000K	0€
/8540	CRI85 4000K	0€

Lino / 580			3000 K / Ra 85	
m	Ø	Lux	56°	Glaring
1	0.71	850		UGR
2	1.41	212		6.1
3	2.12	94		Colour deviation
4	2.82	53		3 SDCM
5	3.53	34		Fixture power
				28.0 W
				Fixture flux
				2023.0 lm
				Fixture efficacy
				72 lm/W
				LED values
				26.6 W
				3260.0 lm

Lino / 860			3000 K / Ra 85	
m	Ø	Lux	56°	Glaring -
1	0.71	1242		UGR 6.1
2	1.41	310		Colour deviation 3 SDCM
3	2.12	138		Fixture power 42.0 W
4	2.82	78		Fixture flux 2957.0 lm
5	3.53	50		Fixture efficacy 70 lm/W
			IMax 1369 cd	LED values 39.9 W 4890.0 lm


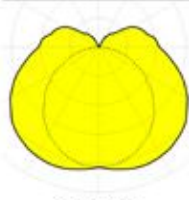
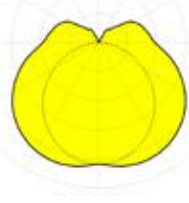




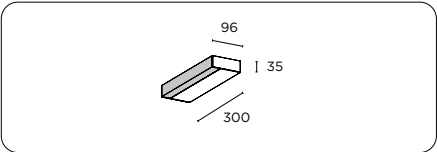
Diffuse emission_
high efficiency COB LED source_

Wall or ceiling mounted LED luminaire manufactured from extruded aluminium alloy 6060.

Available in brick red, matt white, matt black and concrete grey. Fitted with opal polycarbonate diffuser for omni-directional light distribution. Ingress protection of IP44.

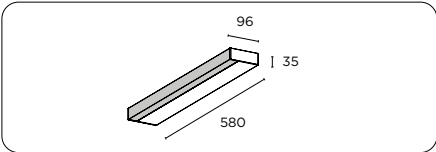
Tratto / 300	3000 K / Ra 85
	Glaring -
	UGR 29.7
	Colour deviation 3 SDCM
	Fixture power 6.5 W
	Fixture flux 548.0 lm
	Fixture efficacy 84 lm/W
	LED values 6.5 W 870.0 lm
Tratto / 580	3000 K / Ra 85
	Glaring -
	UGR 29.6
	Colour deviation 3 SDCM
	Fixture power 13.0 W
	Fixture flux 1084.0 lm
	Fixture efficacy 83 lm/W
	LED values 13.0 W 1740.0 lm
Tratto / 860	3000 K / Ra 85
	Glaring -
	UGR 29.2
	Colour deviation 3 SDCM
	Fixture power 19.0 W
	Fixture flux 1501.0 lm
	Fixture efficacy 79 lm/W
	LED values 19.0 W 2610.0 lm

TRATTO 300



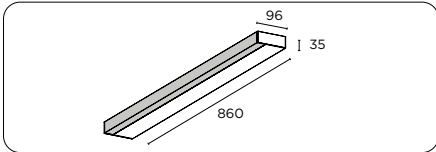
35560	TRATTO 300mm - 6,5W	228€
+		
Control		
50	ON-OFF	0€
61	1..10V	50€
65	DALI	50€
68	PUSH	50€
+		
Finish		
1M	Brick red	0€
42	Matt white	0€
52	Matt black	0€
92	Concrete grey	0€
+		
CRI-CCT		
/8527	CRI85 2700K	0€
-	CRI85 3000K	0€
/8540	CRI85 4000K	0€

TRATTO 580



35561	TRATTO 580mm - 13W	300€
+		
Control		
50	ON-OFF	0€
61	1..10V	50€
65	DALI	50€
68	PUSH	50€
+		
Finish		
1M	Brick red	0€
42	Matt white	0€
52	Matt black	0€
92	Concrete grey	0€
+		
CRI-CCT		
/8527	CRI85 2700K	0€
-	CRI85 3000K	0€
/8540	CRI85 4000K	0€


TRATTO 860



35562	TRATTO 860mm - 19W	384€
+		
Control		
50	ON-OFF	0€
61	1..10V	50€
65	DALI	50€
68	PUSH	50€
+		
Finish		
1M	Brick red	0€
42	Matt white	0€
52	Matt black	0€
92	Concrete grey	0€
+		
CRI-CCT		
/8527	CRI85 2700K	0€
-	CRI85 3000K	0€
/8540	CRI85 4000K	0€





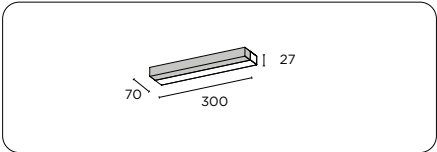


Diffuse emission_
high efficiency COB LED source_

Wall or ceiling-mounted LED luminaire with a sandblasted methacrylate diffusing optic and body in iron available in six liquid-coated finish options.
Fast snap fastening.
Ingress protection of IP40.

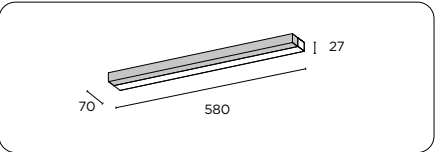
Righa / 300	3000 K / Ra 85														
	<table><tr><td>Glaring</td><td>-</td></tr><tr><td>UGR</td><td>27.8</td></tr><tr><td>Colour deviation</td><td>3 SDCM</td></tr><tr><td>Fixture power</td><td>15.0 W</td></tr><tr><td>Fixture flux</td><td>1364.0 lm</td></tr><tr><td>Fixture efficacy</td><td>91 lm/W</td></tr><tr><td>LED values</td><td>13.3 W 1630.0 lm</td></tr></table>	Glaring	-	UGR	27.8	Colour deviation	3 SDCM	Fixture power	15.0 W	Fixture flux	1364.0 lm	Fixture efficacy	91 lm/W	LED values	13.3 W 1630.0 lm
Glaring	-														
UGR	27.8														
Colour deviation	3 SDCM														
Fixture power	15.0 W														
Fixture flux	1364.0 lm														
Fixture efficacy	91 lm/W														
LED values	13.3 W 1630.0 lm														
Righa / 580	3000 K / Ra 85														
	<table><tr><td>Glaring</td><td>-</td></tr><tr><td>UGR</td><td>27.9</td></tr><tr><td>Colour deviation</td><td>3 SDCM</td></tr><tr><td>Fixture power</td><td>30.0 W</td></tr><tr><td>Fixture flux</td><td>2728.0 lm</td></tr><tr><td>Fixture efficacy</td><td>91 lm/W</td></tr><tr><td>LED values</td><td>26.6 W 3260.0 lm</td></tr></table>	Glaring	-	UGR	27.9	Colour deviation	3 SDCM	Fixture power	30.0 W	Fixture flux	2728.0 lm	Fixture efficacy	91 lm/W	LED values	26.6 W 3260.0 lm
Glaring	-														
UGR	27.9														
Colour deviation	3 SDCM														
Fixture power	30.0 W														
Fixture flux	2728.0 lm														
Fixture efficacy	91 lm/W														
LED values	26.6 W 3260.0 lm														
Righa / 860	3000 K / Ra 85														
	<table><tr><td>Glaring</td><td>-</td></tr><tr><td>UGR</td><td>27.9</td></tr><tr><td>Colour deviation</td><td>3 SDCM</td></tr><tr><td>Fixture power</td><td>45.0 W</td></tr><tr><td>Fixture flux</td><td>4130.0 lm</td></tr><tr><td>Fixture efficacy</td><td>92 lm/W</td></tr><tr><td>LED values</td><td>39.9 W 4890.0 lm</td></tr></table>	Glaring	-	UGR	27.9	Colour deviation	3 SDCM	Fixture power	45.0 W	Fixture flux	4130.0 lm	Fixture efficacy	92 lm/W	LED values	39.9 W 4890.0 lm
Glaring	-														
UGR	27.9														
Colour deviation	3 SDCM														
Fixture power	45.0 W														
Fixture flux	4130.0 lm														
Fixture efficacy	92 lm/W														
LED values	39.9 W 4890.0 lm														

RIGHA 300



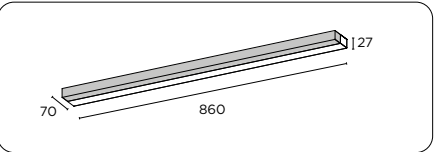
34960	RIGHA 300mm 14W	329€
+		
Control		
50	ON-OFF	0€
61	1..10V	50€
65	DALI	50€
68	PUSH	50€
+		
Finish		
10	Lacquered red	0€
20	Spring green	0€
33	Corn yellow	0€
42	Matt white	0€
52	Matt black	0€
92	Concrete grey	0€
+		
CRI-CCT		
/8527	CRI85 2700K	0€
-	CRI85 3000K	0€
/8540	CRI85 4000K	0€

RIGHA 580




34961	RIGHA 580mm 28W	473€
+		
Control		
50	ON-OFF	0€
61	1..10V	50€
65	DALI	50€
68	PUSH	50€
+		
Finish		
10	Lacquered red	0€
20	Spring green	0€
33	Corn yellow	0€
42	Matt white	0€
52	Matt black	0€
92	Concrete grey	0€
+		
CRI-CCT		
/8527	CRI85 2700K	0€
-	CRI85 3000K	0€
/8540	CRI85 4000K	0€

RIGHA 860



34962	RIGHA 860mm 42W	563€
+		
Control		
50	ON-OFF	0€
61	1..10V	50€
65	DALI	50€
69	PUSH	50€
+		
Finish		
10	Lacquered red	0€
20	Spring green	0€
33	Corn yellow	0€
42	Matt white	0€
52	Matt black	0€
92	Concrete grey	0€
+		
CRI-CCT		
/8527	CRI85 2700K	0€
-	CRI85 3000K	0€
/8540	CRI85 4000K	0€

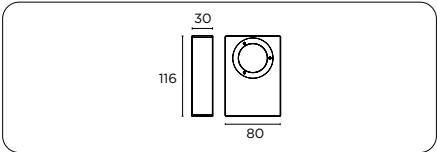




Diffused 120° light distribution_
dimmable via PHASE CUT_high efficiency LED source_

Wall mounted LED luminaire with diffused 120° light distribution manufactured from die-cast aluminium. Available in 4.5W (nominal emission 450lm) light source available in 2700K, 3000K or 4000K in CRI95. Lumen maintenance of 50.000 hrs at L80B10. Ingress protection of IP65. Class I luminaire with integral ON-OFF power supply, dimmable via PHASE CUT dimmer (Trailing Edge). Body finishes include concrete grey, baby blue, brick red, matt black textured, matt white textured and corten effect.

Rock			3000 K / Ra 95	
m	Ø	Lux	83°	Glaring -
1	1.76	128		UGR 26.3
2	3.51	32		Colour deviation 3 SDCM
3	5.27	14		Fixture power 4.0 W
4	7.02	8		Fixture flux 241.0 lm
5	8.78	5		Fixture efficacy 60 lm/W
			IMax 128 cd	LED values 4.0 W 360.0 lm



838160	ROCK 4,5W	127€
+		
Control		
0	ON-OFF	0€
+		
Finish		
1	Brick red	0€
W	Matt white txt	0€
B	Matt black txt	0€
6	Baby blue	0€
R	Corten effect	0€
9	Concrete grey	0€
+		
CRI-CCT		
B2	CRI95 2700K	0€
B3	CRI95 3000K	0€
B4	CRI95 4000K	0€
+		
Honeycomb louvre		
H	Honeycomb louvre	8€







Aluminum and tempered glass_
high efficiency SMD LED source_

Ceiling or wall mounted LED luminaire with omni-directional, diffused light distribution and a diameter of 130mm. The luminaire consists of a die-cast base, combined with tempered glass.

Available with nominal 6W (550lm) or 9W (1020lm) light source in 2700K, 3000K or 4000K in CRI95. Lumen maintenance of 50,000 hrs at L80B10. Mix and match finishes for the base and the coloured ring accessory, choosing from six colour choices: concrete grey, baby blue, brick red, matt black textured, matt white textured and corten effect.

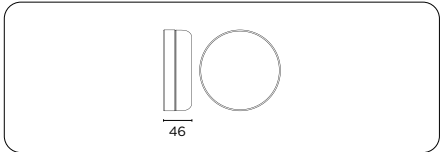
Ingress protection of IP66. Class I luminaire with integral ON-OFF power supply, dimmable via PHASE CUT dimmer (Trailing Edge).

Yoma / 6W			3000 K / Ra 95		
m	Ø	Lux	98°	Glaring	-
1	2.30	138		UGR	24.3
2	4.59	35		Colour deviation	3 SDCM
3	6.89	15		Fixture power	6.0 W
4	9.19	9		Fixture flux	357.0 lm
5	11.48	6		Fixture efficacy	59 lm/W
			IMax 138 cd	LED values	6.0 W 550.0 lm

Yoma / 9W			3000 K / Ra 95		
m	Ø	Lux	98°	Glaring	-
1	2.30	222		UGR	25.9
2	4.59	55		Colour deviation	3 SDCM
3	6.89	25		Fixture power	9.0 W
4	9.19	14		Fixture flux	573.0 lm
5	11.48	9		Fixture efficacy	64 lm/W
			IMax 222 cd	LED values	9.0 W 1020.0 lm

Yoma / Decorative Ring / 6W			3000 K / Ra 95		
m	Ø	Lux	98°	Glaring	-
1	2.29	156		UGR	22.6
2	4.59	39		Colour deviation	3 SDCM
3	6.88	17		Fixture power	6.0 W
4	9.18	10		Fixture flux	372.0 lm
5	11.47	6		Fixture efficacy	62 lm/W
			IMax 156 cd	LED values	6.0 W 550.0 lm


Yoma / Decorative Ring / 9W			3000 K / Ra 95		
m	Ø	Lux	98°	Glaring	-
1	2.29	189		UGR	23.3
2	4.59	47		Colour deviation	3 SDCM
3	6.88	21		Fixture power	9.0 W
4	9.18	12		Fixture flux	450.0 lm
5	11.47	8		Fixture efficacy	50 lm/W
			IMax 189 cd	LED values	9.0 W 1020.0 lm



8375	YOMA	127€
+		
Versions		
40	6W	0€
41	9W	15€
+		
Finish		
1	Brick red	0€
W	Matt white txt	0€
B	Matt black txt	0€
6	Baby blue	0€
R	Corten effect	0€
9	Concrete grey	0€
+		

CRI-CCT		
B2	CRI95 2700K	0€
B3	CRI95 3000K	0€
B4	CRI95 4000K	0€
+		
Decorative ring		
83759000	Decorative ring	30€
+		
Finish Decorative ring		
1M	Brick red	0€
WT	Matt white txt	0€
64	Baby blue	0€
RU	Corten effect	0€
CG	Concrete grey	0€
BT	Matt black txt	0€

YOMA accessories



Decorative ring

Ring		
		Finish
8 375 90 00		1M Brick red
		WT white txt
		BT black txt
		64 Baby blue
		RU Corten effect
		CG Concrete grey
		30€





Direct/indirect emission_
high efficiency COB LED source_

Direct/Indirect LED wall projector available with Medium,
Wide, and Extra-large optic.

The body of these projector consists of a liquid-painted
aluminium plate and decorative ring.

The reflection optic comes in a mirror-painted polycarbonate
finish designed to direct luminous fluxes.

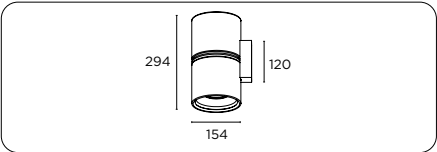
Available for use with DALI, PUSH, and 1-10V dimming
controls. Ingress protection of IP20.

Bilux / Medium / 2X18W 3000 K / Ra 95	
Glaring	-
UGR	9.0
Colour deviation	3 SDCM
Fixture power	38.9 W
Fixture flux	3380.0 lm
Fixture efficacy	87 lm/W
LED values	34.8 W 4630.0 lm

Bilux / Medium / 2X26W 3000 K / Ra 95	
Glaring	-
UGR	12.8
Colour deviation	3 SDCM
Fixture power	65.6 W
Fixture flux	4285.0 lm
Fixture efficacy	65 lm/W
LED values	58.6 W 5934.0 lm

Bilux / Wide / 2X18W 3000 K / Ra 95	
Glaring	-
UGR	10.7
Colour deviation	3 SDCM
Fixture power	38.9 W
Fixture flux	3210.0 lm
Fixture efficacy	82 lm/W
LED values	34.8 W 4630.0 lm

BILUX Wall
Dir/Ind



319	BILUX WALL Dir/Ind	430€
+		
Control		
60	ON-OFF	0€
6B	1..10V	100€
6C	PUSH	100€
6D	DALI	100€
+		
Versions		
50	2x18W	0€
51	2x26W	40€
+		
Finish		
42	Matt white	0€
52	Matt black	0€
92	Concrete grey	0€
+		
CRI-CCT		
-	CRI85 3000K	0€
/9527	CRI95 2700K	0€
/9530	CRI95 3000K	0€
/9540	CRI95 4000K	0€
+		

Decorative ring		
3199150	Decorative ring	36€
+		
Finish Decorative ring		
10	Lacquered red	0€
17	Matt orange	0€
20	Spring green	0€
42	Matt white	0€
52	Matt black	0€
64	Baby blue	0€
92	Concrete grey	0€
+		
Optics		
/M	Medium	0€
/W	Wide	0€
/X	Extra Large	0€


BILUX Accessories



Rings with optics
included

Ring - Optic				
Ring finish		Optic		36€
319 90 50	10	Lacquered red	/M Medium	
	17	Matt orange	/W Wide	
	20	Spring green	/X XLarge	
	42	Matt white		
	52	Matt black		
	64	Baby blue		
	92	Concrete grey		

TOB NARROW



TOB NARROW

IP20    

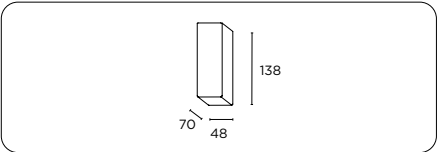


Direct emission or indirect and dir/ind_
high efficiency COB LED source_

Direct wall mounted LED luminaire manufactured from die-cast aluminium alloy 6060 and decorative bent sheet metal finished with liquid paint. Wall mount with nylon plugs.

Available in eight finish options including parget white which can be overpainted and custom finished.
Ingress protection of IP20.

TOB Narrow Direct

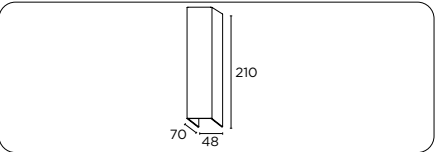


3396A50	TOB Narrow Direct 5W	158€
---------	----------------------	------

+		
Finish		
1M	Brick red	0€
20	Spring green	0€
33	Corn yellow	0€
42	Matt white	0€
47	Parget white	0€
52	Matt black	0€
85	Corten effect	20€
92	Concrete grey	0€

+		
CRI-CCT		
/8527	CRi85 2700K	0€
-	CRi85 3000K	0€
/8540	CRi85 4000K	0€

TOB Narrow Dir/Ind

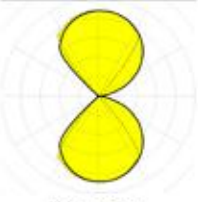


3396B50	TOB Narrow Dir/Ind 2x5W	194€
---------	-------------------------	------

+		
Finish		
1M	Brick red	0€
20	Spring green	0€
33	Corn yellow	0€
42	Matt white	0€
47	Parget white	0€
52	Matt black	0€
85	Corten effect	25€
92	Concrete grey	0€

+		
CRI-CCT		
/8527	CRi85 2700K	0€
-	CRi85 3000K	0€
/8540	CRi85 4000K	0€

Tob Narrow / Dir.	3000 K / Ra 85
	Glaring
	UGR <10
	Colour deviation 3 SDCM
	Fixture power 5.0 W
	Fixture flux 278.0 lm
	Fixture efficacy 56 lm/W
	LED values 4.6 W 414.0 lm

Tob Narrow / Dir.-Ind.	3000 K / Ra 85
	Glaring
	UGR 15.9
	Colour deviation 3 SDCM
	Fixture power 10.0 W
	Fixture flux 418.0 lm
	Fixture efficacy 42 lm/W
	LED values 9.2 W 828.0 lm





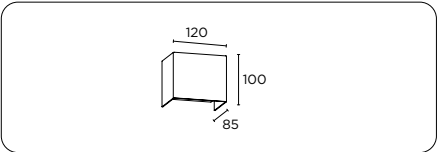
Direct/indirect emission_
high efficiency COB LED source_

Direct/Indirect wall mounted LED luminaire manufactured from die-cast aluminium alloy 6060 and decorative bent sheet metal finished with liquid paint.

Available in eight finish options including parget white which can be overpainted and custom finished.
Ingress protection of IP20.

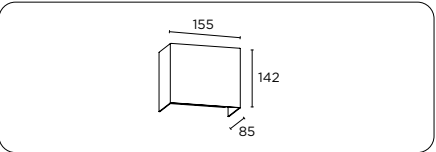
Tob / Small		3000 K / Ra 85
	Glaring	-
	UGR	24.2
	Colour deviation	3 SDCM
	Fixture power	13.0 W
	Fixture flux	967.0 lm
	Fixture efficacy	74 lm/W
	LED values	11.6 W 1820.0 lm
Tob / Medium		3000 K / Ra 85
	Glaring	-
	UGR	25.7
	Colour deviation	3 SDCM
	Fixture power	26.0 W
	Fixture flux	1895.0 lm
	Fixture efficacy	73 lm/W
	LED values	24.3 W 3462.0 lm

TOB Small



3396050	TOB Small 13W	177€
+		
Finish		
1M	Brick red	0€
20	Spring green	0€
33	Corn yellow	0€
42	Matt white	0€
47	Parget white	0€
52	Matt black	0€
85	Corten effect	20€
92	Concrete grey	0€
+		
CRI-CCT		
-	CRI85 3000K	0€
/9527	CRI95 2700K	0€
/9530	CRI95 3000K	0€
/9540	CRI95 4000K	0€

TOB Medium



33961	TOB Medium 26W	258€
+		
Control		
50	ON-OFF	0€
61	1.10V	50€
65	DALI	50€
68	PUSH	50€
+		
Finish		
1M	Brick red	0€
20	Spring green	0€
33	Corn yellow	0€
42	Matt white	0€
47	Parget white	0€
52	Matt black	0€
85	Corten effect	30€
92	Concrete grey	0€
+		
CRI-CCT		
-	CRI85 3000K	0€
/9527	CRI95 2700K	0€
/9530	CRI95 3000K	0€
/9540	CRI95 4000K	0€

TOB MAXI

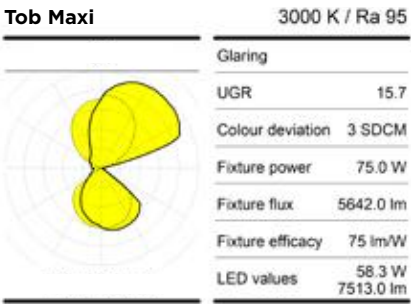
IP40 ⚡ ⚡ ⚡ ⚡ ⚡ ⚡



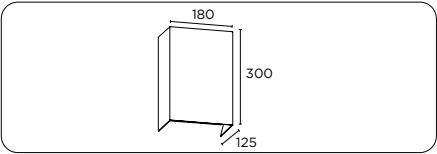
Direct/indirect emission_
high efficiency COB LED source_

Direct/Indirect wall mounted LED luminaire manufactured from die-cast aluminium alloy 6060 and decorative bent sheet metal finished with liquid paint.

Available in eight finish options including parget white which can be overpainted and custom finished. Accessories include an anti-glare kit.
Ingress protection of IP20.



TOB Maxi



35160	TOB Maxi 26+36W	557€
+		
Control		
50	ON-OFF	0€
61	1..10V	100€
65	DALI	100€
68	PUSH	100€
+		
Finish		
42	Matt white	0€
47	Parget white	0€
52	Matt black	0€
85	Corten effect	40€
92	Concrete grey	0€

CRI-CCT		
-	CRI85 3000K	0€
/9527	CRI95 2700K	0€
/9530	CRI95 3000K	0€
/9540	CRI95 4000K	0€

Independent accessories		
9G029	Kit Anti-glare	59€


TOB MAXI accessories




Kit Anti-glare consisting of two screens in polycarbonate.



Kit Anti-glare		
9G 029		59€





TOB WIDE

IP20 ⚡ ⚡ ⚡ ⚡ ⚡



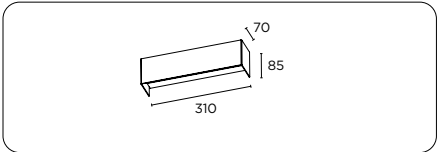
Direct/indirect emission_
high efficiency COB LED source_

Wall mounted LED luminaire with internal tilting element to adjust the output ratio between direct and indirect light distribution.

Manufactured from aluminium plate with heat dissipating function. Wall mount with nylon plugs.
Available in eight finish options including parget white which can be overpainted and custom finished.
Ingress protection of IP20.

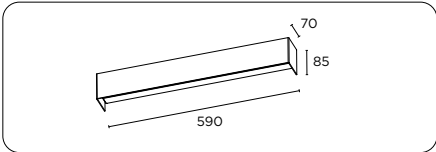
Tob Wide / 310	3000 K / Ra 85														
	<table><tr><td>Glaring</td><td></td></tr><tr><td>UGR</td><td>19.0</td></tr><tr><td>Colour deviation</td><td>3 SDCM</td></tr><tr><td>Fixture power</td><td>14.0 W</td></tr><tr><td>Fixture flux</td><td>1057.0 lm</td></tr><tr><td>Fixture efficacy</td><td>75 lm/W</td></tr><tr><td>LED values</td><td>13.3 W 1630.0 lm</td></tr></table>	Glaring		UGR	19.0	Colour deviation	3 SDCM	Fixture power	14.0 W	Fixture flux	1057.0 lm	Fixture efficacy	75 lm/W	LED values	13.3 W 1630.0 lm
Glaring															
UGR	19.0														
Colour deviation	3 SDCM														
Fixture power	14.0 W														
Fixture flux	1057.0 lm														
Fixture efficacy	75 lm/W														
LED values	13.3 W 1630.0 lm														
Tob Wide / 590	3000 K / Ra 85														
	<table><tr><td>Glaring</td><td></td></tr><tr><td>UGR</td><td>19.3</td></tr><tr><td>Colour deviation</td><td>3 SDCM</td></tr><tr><td>Fixture power</td><td>28.0 W</td></tr><tr><td>Fixture flux</td><td>2112.0 lm</td></tr><tr><td>Fixture efficacy</td><td>75 lm/W</td></tr><tr><td>LED values</td><td>26.6 W 3260.0 lm</td></tr></table>	Glaring		UGR	19.3	Colour deviation	3 SDCM	Fixture power	28.0 W	Fixture flux	2112.0 lm	Fixture efficacy	75 lm/W	LED values	26.6 W 3260.0 lm
Glaring															
UGR	19.3														
Colour deviation	3 SDCM														
Fixture power	28.0 W														
Fixture flux	2112.0 lm														
Fixture efficacy	75 lm/W														
LED values	26.6 W 3260.0 lm														
Tob Wide / 870	3000 K / Ra 85														
	<table><tr><td>Glaring</td><td></td></tr><tr><td>UGR</td><td>19.4</td></tr><tr><td>Colour deviation</td><td>3 SDCM</td></tr><tr><td>Fixture power</td><td>42.0 W</td></tr><tr><td>Fixture flux</td><td>3199.0 lm</td></tr><tr><td>Fixture efficacy</td><td>76 lm/W</td></tr><tr><td>LED values</td><td>39.9 W 4890.0 lm</td></tr></table>	Glaring		UGR	19.4	Colour deviation	3 SDCM	Fixture power	42.0 W	Fixture flux	3199.0 lm	Fixture efficacy	76 lm/W	LED values	39.9 W 4890.0 lm
Glaring															
UGR	19.4														
Colour deviation	3 SDCM														
Fixture power	42.0 W														
Fixture flux	3199.0 lm														
Fixture efficacy	76 lm/W														
LED values	39.9 W 4890.0 lm														

TOB WIDE 310



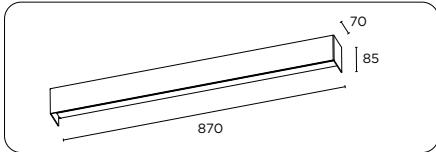
33965	TOB WIDE 310mm - 14W	294€
+		
Control		
50	ON-OFF	0€
61	1..10V	50€
65	DALI	50€
68	PUSH	50€
+		
Finish		
1M	Brick red	0€
20	Spring green	0€
33	Corn yellow	0€
42	Matt white	0€
47	Parget white	0€
52	Matt black	0€
85	Corten	25€
92	Concrete grey	0€
+		
CRI-CCT		
/8527	CRI85 2700K	0€
-	CRI85 3000K	0€
/8540	CRI85 4000K	0€

TOB WIDE 590



33966	TOB WIDE 590mm - 28W	388€
+		
Control		
50	ON-OFF	0€
61	1..10V	50€
65	DALI	50€
68	PUSH	50€
+		
Finish		
1M	Brick red	0€
20	Spring green	0€
33	Corn yellow	0€
42	Matt white	0€
47	Parget white	0€
52	Matt black	0€
85	Corten	30€
92	Concrete grey	0€
+		
CRI-CCT		
/8527	CRI85 2700K	0€
-	CRI85 3000K	0€
/8540	CRI85 4000K	0€







TOB WIDE 870



















33967	TOB WIDE 870mm - 42W	468€
+		
Control		
50	ON-OFF	0€
61	1..10V	50€
65	DALI	50€
69	PUSH	50€
+		
Finish		
1M	Brick red	0€
20	Spring green	0€
33	Corn yellow	0€
42	Matt white	0€
47	Parget white	0€
52	Matt black	0€
85	Corten	40€
92	Concrete grey	0€
+		
CRI-CCT		
/8527	CRI85 2700K	0€
-	CRI85 3000K	0€
/8540	CRI85 4000K	0€

DOWNLIGHTS











FIX

				
DARK MINI FIX 192	DARK SMALL FIX 198	DARK MEDIUM FIX 204	DARK COMPACT FIX 208	DARK MAX FIX 212
				
PIN REVO MINI 250	PIN REVO SMALL 256	PIN REVO MEDIUM 262	PIN REVO COMPACT 266	BLOG SMALL 288
				
BLOG 294	NIO SMALL 300	NIO 304	TEDDY 324	IO 332
				
BOOSTER KIT 340				

ORIENTABLE

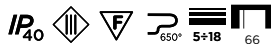
				
DARK MINI TILT 218	DARK SMALL TILT 224	DARK MEDIUM TILT 230	DARK COMPACT TILT 236	DARK MAX TILT 242
				
SPOT REVO MINI 272	SPOT REVO SMALL 276	SPOT REVO MEDIUM 280	SPOT REVO COMPACT 284	BLOG SMALL 288
				
BLOG 294	NIO SMALL 300	NIO 304	PLURIEL MICRO 312	PLURIEL 316
				
PLURIEL PLUS 320				

OVERVIEW

	PIN	DARK	DARK TILT	NIO	NIO EXTRACTABLE	SPOT REVO	PLURIEL	BLOG	IO	TEDDY
										
Dimensions	Mini / Small / Medium Compact	Mini / Small / Medium Compact/Max	Mini / Small / Medium Compact / Max	Small / Normal	Small / Normal	Mini / Small / Medium Compact / Max	Mini / Normale / Plus	Small / Normal	Ø260 / Ø450 / Ø540 / Ø650 / Ø950 cm	Small / Medium Large
Version	1x/2x/3x/4x	1x/2x/3xL/4x	1x/2x/3xL/4x	1x	1x	1x/2x	1x/2x	1x/2x	1x	1x
Shapes and Frames	round / square	round / square quadrangular	round / square quadrangular	round	round	round	round	round hole / square frame / 1x-2x	round	round
Type	trim	trim / trimless	trim / trimless	trim	trim	trim	trim	trim / trimless	trim / trimless	trim
Temperatures of white (K)	2700/3000/3500/4000	2700/3000/3500/4000	2700/3000/3500/4000	2700/3000/4000	2700/3000/4000	2700/3000/3500/4000	2700/3000/4000	2700/3000/4000	2700/3000/4000	2700/3000/4000
CRI	92/98	92/98	92/98	85/95	85/95	92/98	85/95	85/95	85	85
ACCENT LIGHTING Revo Rotosymmetric	●	●	●			●				
GENERAL LIGHTING				●	●		●	●		
WALL WASHERS Vertical Low Contrast		●	●			●				
GENERAL LIGHTING Rotosymmetric Low Contrast		●								
ELLIPTICAL LIGHTING Accent Ellipticals		●	●			●				
ELLIPTICAL LIGHTING Ellipticals Low Contrast		●								
diffusion through screens opaline or microprismatic									●	●
Emergency	●	●	●	●	●	●	●	●	●	●
Controls	ON/OFF / 1-10 / PUSH / DALI / CASAMBI PHASE DIM.	ON/OFF / 1-10 / PUSH / DALI / CASAMBI PHASE DIM.	ON/OFF / 1-10 / PUSH / DALI / CASAMBI PHASE DIM.	ON/OFF / 1-10 / PUSH / DALI / CASAMBI PHASE DIM.	ON/OFF / 1-10 / PUSH / DALI / CASAMBI PHASE DIM.	ON/OFF / 1-10 / PUSH / DALI / CASAMBI PHASE DIM.	ON/OFF / 1-10 / PUSH / DALI / CASAMBI PHASE DIM.	ON/OFF / 1-10 / PUSH / DALI / PHASE DIM.	ON/OFF / 1-10 / PUSH / DALI / CASAMBI / PHASE DIM.	ON/OFF / 1-10 / PUSH / DALI / PHASE DIM. / CASAMBI
Finishes	5 standard colors + Customization	5 standard colors + Customization	5 standard colors + Customization	2 standard colors and 7 on the rings + Customization	2 standard colors and 7 on the rings + Customization	5 standard colors + Customization	2 standard colors and 9 on the rings + Customization	2 standard colors plus 5 colors on accessories translucent. + Customization	matt white standard colors + Customization	matt white body and 9 colored rings. + Customization
Accessories	no accessories	elliptical lens / honeycomb / diffusing glass	visor / snoot elliptical lens / honeycomb / diffusing glass	honeycomb / satin diffuser / antenna DALI bluetooth	honeycomb / satin diffuser / bluetooth DALI antenna	visor / snoot elliptical lens / honeycomb / diffusing glass / shaper	narrow optics / honeycomb / satin diffuser / bluetooth DALI antenna	translucent colored rings / honeycomb satin diffuser / bluetooth DALI antenna	microprismatic diffuser / bluetooth DALI antenna	honeycomb / satin diffuser / bluetooth DALI antenna



DARK MINI FIX



Minimal and effective recessed spotlight for professional lighting, designed to achieve maximum performance in the smallest size, equipped with the new Revo optical system, with 'Cross-Beam' technology, it allows extraordinary performances and precise beam projection in just 35mm diameter size.

The Dark family in all its versions stands out for its very high visual comfort and for the Lux / Watt ratio that it manages to deliver while maintaining retrospective illumination factors between wattage/power and dimensions.

The new quick-installation trimless system speeds up and facilitates the integration of the product into the plasterboard thanks to a special 3mm-thick cross-linked ring nut that guarantees precision and cleanliness of the result.

Available in single and multiple square and round, linear or angular versions, it offers a very wide range of optical options, accessories, and multiple configurations.

Narrow Spot			Mini 1x		3000 K / Ra 92	
m	Ø	Lux	13°	Glaring	Darklight	
1	0.23	3672		UGR	1.9	
2	0.47	918		Colour deviation	2 SDCM	
3	0.70	408		Fixture power	3.9 W	
4	0.93	230		Fixture flux	277.0 lm	
5	1.17	147		Fixture efficacy	71 lm/W	
			IMax 3672 cd	LED values	3.9 W 360.0 lm	

Narrow Spot			Mini 2x		3000 K / Ra 92	
m	Ø	Lux	13°	Glaring	Darklight	
1	0.23	7345		UGR	4.3	
2	0.47	1836		Colour deviation	2 SDCM	
3	0.70	816		Fixture power	7.8 W	
4	0.93	459		Fixture flux	554.0 lm	
5	1.17	294		Fixture efficacy	71 lm/W	
			IMax 7345 cd	LED values	7.8 W 720.0 lm	

Spot			Mini 1x		3000 K / Ra 92	
m	Ø	Lux	17°	Glaring	Darklight	
1	0.30	3232		UGR	4.4	
2	0.61	808		Colour deviation	2 SDCM	
3	0.91	359		Fixture power	4.5 W	
4	1.21	202		Fixture flux	369.0 lm	
5	1.52	129		Fixture efficacy	82 lm/W	
			IMax 3232 cd	LED values	4.5 W 510.0 lm	

Spot			Mini 2x		3000 K / Ra 92	
m	Ø	Lux	17°	Glaring	Darklight	
1	0.30	6463		UGR	6.8	
2	0.61	1616		Colour deviation	2 SDCM	
3	0.91	718		Fixture power	9.0 W	
4	1.21	404		Fixture flux	738.0 lm	
5	1.52	259		Fixture efficacy	82 lm/W	
			IMax 6463 cd	LED values	9.0 W 1020.0 lm	

Narrow Flood			Mini 1x		3000 K / Ra 92	
m	Ø	Lux	24°	Glaring	Darklight	
1	0.42	1891		UGR	7.8	
2	0.85	473		Colour deviation	2 SDCM	
3	1.27	210		Fixture power	4.5 W	
4	1.69	118		Fixture flux	381.0 lm	
5	2.12	76		Fixture efficacy	85 lm/W	
			IMax 1891 cd	LED values	4.5 W 510.0 lm	

Narrow Flood			Mini 2x		3000 K / Ra 92	
m	Ø	Lux	24°	Glaring	Darklight	
1	0.42	3787		UGR	10.3	
2	0.85	947		Colour deviation	2 SDCM	
3	1.27	421		Fixture power	9.0 W	
4	1.69	237		Fixture flux	763.0 lm	
5	2.12	151		Fixture efficacy	85 lm/W	
			IMax 3787 cd	LED values	9.0 W 1020.0 lm	

Flood			Mini 1x		3000 K / Ra 92	
m	Ø	Lux	34°	Glaring	Darklight	
1	0.60	1117		UGR	11.7	
2	1.21	279		Colour deviation	2 SDCM	
3	1.81	124		Fixture power	4.5 W	
4	2.42	70		Fixture flux	391.0 lm	
5	3.02	45		Fixture efficacy	87 lm/W	
			IMax 1117 cd	LED values	4.5 W 510.0 lm	

Flood			Mini 2x		3000 K / Ra 92	
m	Ø	Lux	34°	Glaring	Darklight	
1	0.60	2236		UGR	14.1	
2	1.21	559		Colour deviation	2 SDCM	
3	1.81	248		Fixture power	9.0 W	
4	2.42	140		Fixture flux	783.0 lm	
5	3.02	89		Fixture efficacy	87 lm/W	
			IMax 2236 cd	LED values	9.0 W 1020.0 lm	

Elliptical Narrow Spot			Mini 1x		3000 K / Ra 92	
m	Ø	Lux	54,5° / 15,3°	Glaring	Darklight	
1	1,03x0,27	748		UGR	22.8	
2	2,06x0,54	187		Colour deviation	2 SDCM	
3	3,09x0,81	83		Fixture power	3.9 W	
4	4,12x1,08	47		Fixture flux	234.0 lm	
5	5,16x1,35	30		Fixture efficacy	60 lm/W	
			IMax 748 cd	LED values	3.9 W 360.0 lm	

Elliptical Narrow Spot			Mini 2x		3000 K / Ra 92	
m	Ø	Lux	54,5° / 15,3°	Glaring	Darklight	
1	1,03x0,27	1499		UGR	25.2	
2	2,06x0,54	375		Colour deviation	2 SDCM	
3	3,09x0,81	167		Fixture power	7.8 W	
4	4,12x1,08	94		Fixture flux	469.0 lm	
5	5,16x1,35	60		Fixture efficacy	60 lm/W	
			IMax 1500 cd	LED values	7.8 W 720.0 lm	

DARK MINI FIX

Narrow Spot			Mini 3x		3000 K / Ra 92	
m	Ø	Lux	13°		Glaring	Darklight
1	0.23	11017			UGR	5.7
2	0.47	2754			Colour deviation	2 SDCM
3	0.70	1224			Fixture power	11.8 W
4	0.93	689			Fixture flux	831.0 lm
5	1.17	441			Fixture efficacy	70 lm/W
			IMax 11017 cd		LED values	11.7 W 1080.0 lm

Spot			Mini 3x		3000 K / Ra 92	
m	Ø	Lux	17°		Glaring	Darklight
1	0.30	9695			UGR	8.2
2	0.61	2424			Colour deviation	2 SDCM
3	0.91	1077			Fixture power	13.5 W
4	1.21	606			Fixture flux	1107.0 lm
5	1.52	388			Fixture efficacy	82 lm/W
			IMax 9695 cd		LED values	13.5 W 1530.0 lm

Narrow Flood			Mini 3x		3000 K / Ra 92	
m	Ø	Lux	24°		Glaring	Darklight
1	0.42	5683			UGR	11.7
2	0.85	1421			Colour deviation	2 SDCM
3	1.27	631			Fixture power	13.5 W
4	1.69	355			Fixture flux	1145.0 lm
5	2.12	227			Fixture efficacy	85 lm/W
			IMax 5683 cd		LED values	13.5 W 1530.0 lm

Flood			Mini 3x		3000 K / Ra 92	
m	Ø	Lux	34°		Glaring	Darklight
1	0.60	3355			UGR	15.5
2	1.21	839			Colour deviation	2 SDCM
3	1.81	373			Fixture power	13.5 W
4	2.42	210			Fixture flux	1175.0 lm
5	3.02	134			Fixture efficacy	87 lm/W
			IMax 3355 cd		LED values	13.5 W 1530.0 lm

Elliptical Narrow Spot			Mini 3x		3000 K / Ra 92	
m	Ø	Lux	54,5° / 15,3°		Glaring	/
1	1,03x0,27	2250			UGR	26.6
2	2,06x0,54	563			Colour deviation	2 SDCM
3	3,09x0,81	250			Fixture power	11.8 W
4	4,12x1,08	141			Fixture flux	704.0 lm
5	5,16x1,35	90			Fixture efficacy	60 lm/W
			IMax 2251 cd		LED values	11.7 W 1080.0 lm

Narrow Spot			Mini 4x		3000 K / Ra 92	
m	Ø	Lux	13°		Glaring	Darklight
1	0.23	14689			UGR	6.7
2	0.47	3672			Colour deviation	2 SDCM
3	0.70	1632			Fixture power	15.7 W
4	0.93	918			Fixture flux	1108.0 lm
5	1.17	588			Fixture efficacy	71 lm/W
			IMax 14689 cd		LED values	15.6 W 1440.0 lm

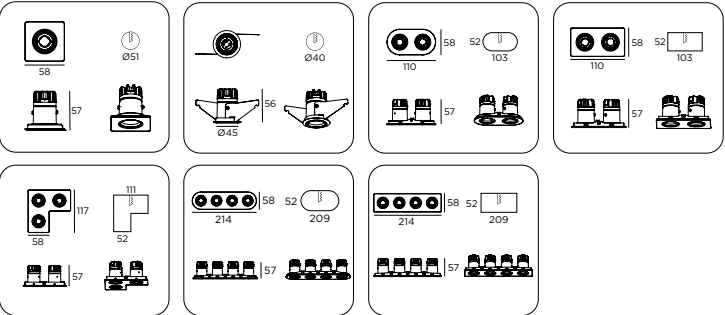
Spot			Mini 4x		3000 K / Ra 92	
m	Ø	Lux	17°		Glaring	Darklight
1	0.30	12926			UGR	9.2
2	0.61	3232			Colour deviation	2 SDCM
3	0.91	1436			Fixture power	18.0 W
4	1.21	808			Fixture flux	1476.0 lm
5	1.52	517			Fixture efficacy	82 lm/W
			IMax 12926 cd		LED values	18.0 W 2040.0 lm

Narrow Flood			Mini 4x		3000 K / Ra 92	
m	Ø	Lux	24°		Glaring	Darklight
1	0.42	7578			UGR	12.7
2	0.85	1895			Colour deviation	2 SDCM
3	1.27	842			Fixture power	18.0 W
4	1.69	474			Fixture flux	1527.0 lm
5	2.12	303			Fixture efficacy	85 lm/W
			IMax 7578 cd		LED values	18.0 W 2040.0 lm

Flood			Mini 4x		3000 K / Ra 92	
m	Ø	Lux	34°		Glaring	Darklight
1	0.60	4472			UGR	16.5
2	1.21	1118			Colour deviation	2 SDCM
3	1.81	497			Fixture power	18.0 W
4	2.42	279			Fixture flux	1566.0 lm
5	3.02	179			Fixture efficacy	87 lm/W
			IMax 4472 cd		LED values	18.0 W 2040.0 lm

Elliptical Narrow Spot			Mini 4x		3000 K / Ra 92	
m	Ø	Lux	54,5° / 15,3°		Glaring	/
1	1,03x0,27	2998			UGR	27.6
2	2,06x0,54	750			Colour deviation	2 SDCM
3	3,09x0,81	333			Fixture power	15.7 W
4	4,12x1,08	187			Fixture flux	938.0 lm
5	5,16x1,35	120			Fixture efficacy	60 lm/W
			IMax 2999 cd		LED values	15.6 W 1440.0 lm

DARK MINI FIX TRIM



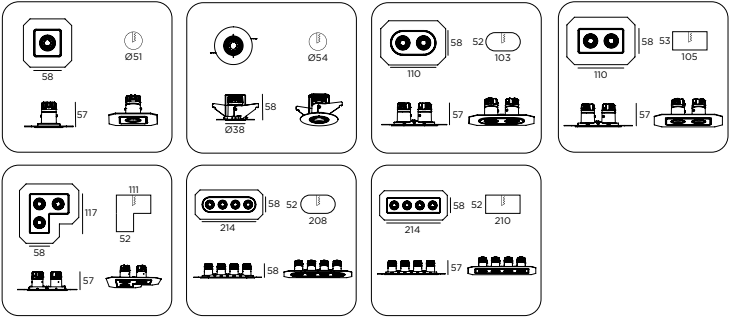
126	DARK FIX MINI	0€
+		
Versions		
80	1X ROUND TRIM	85€
81	1X SQUARE TRIM	85€
82	2X ROUND TRIM	170€
83	2X SQUARE TRIM	170€
84	3XL SQUARE TRIM	250€
85	4X ROUND TRIM	330€
86	4X SQUARE TRIM	330€
+		
Control		
R	Remote driver	0€
+		
Finish		
W	Matt white txt	0€
B	Matt black txt	0€
9	Concrete grey	0€
L	Gold txt	0€
C	Copper txt	0€
+		
CRI-CCT		
22	CRI92 2700K	0€
23	CRI92 3000K	0€
27	CRI92 3500K	0€
24	CRI92 4000K	0€
82	CRI98 2700K *	0€
83	CRI98 3000K *	0€
87	CRI98 3500K *	0€
84	CRI98 4000K *	0€
* not available on optics 2		
+		
Optic		
N	Narrow Spot 3,9W	0€
2	Elliptical Narrow Spot 3,9W	0€
S	Spot 4,5W	0€
M	Narrow Flood 4,5W	0€
F	Flood 4,5W	0€

Accessories		
N	No Accessories	0€
H	Honeycomb **	8€
E	Elliptical lens ***	15€
** Not available on optics 2		
*** Not available on optics N,2		

Factory fitted Accessories are for single head versions only. For multi-head versions, order Accessories independently.

Independent accessories		
9G071	Elliptical filter	20€
9G072	Honeycomb	10€

DARK MINI FIX
TRIMLESS



126	DARK FIX MINI	0€
+		
Versions		
8A	1X ROUND TRIMLESS	100€
8B	1X SQUARE TRIMLESS	100€
8C	2X ROUND TRIMLESS	185€
8D	2X SQUARE TRIMLESS	185€
8E	3XL SQUARE TRIMLESS	265€
8F	4X ROUND TRIMLESS	345€
8G	4X SQUARE TRIMLESS	345€
+		
Control		
R	Remote driver	0€
+		
Finish		
W	Matt white txt	0€
B	Matt black txt	0€
9	Concrete grey	0€
L	Gold txt	0€
C	Copper txt	0€
+		
CRI-CCT		
22	CRI92 2700K	0€
23	CRI92 3000K	0€
27	CRI92 3500K	0€
24	CRI92 4000K	0€
82	CRI98 2700K *	0€
83	CRI98 3000K *	0€
87	CRI98 3500K *	0€
84	CRI98 4000K *	0€
* not available on optics 2		
+		
Optic		
N	Narrow Spot 3,9W	0€
2	Elliptical Narrow Spot 3,9W	0€
S	Spot 4,5W	0€
M	Narrow Flood 4,5W	0€
F	Flood 4,5W	0€

Accessories		
N	No Accessories	0€
H	Honeycomb **	8€
E	Elliptical lens ***	15€

** Not available on optics 2
*** Not available on optics N,2

Factory fitted Accessories
are for single head versions only.
For multi-head versions, order
Accessories independently.

Independent accessories		
9G071	Elliptical filter	20€
9G072	Honeycomb	10€

DARK MINI FIX power supply

Single head power supply - optics N-2 (DC 350mA - Vf=11,2V)						
	Power	LxHxP	W	Voltage	Frequency	
9D035010AL1	ON/OFF	22x132x18	10W	220/240V	50/60Hz	24€
9D035009DDAL	DALI	36x140x20	9W	220/240V	50/60Hz	44€
9D035004DALT	1-10V	30x135x20	4W	100/240V	50/60Hz	68€
9D035009DDAL	PUSH	36x140x20	9W	220/240V	50/60Hz	44€
9D035018CASTC*	CASAMBI	44x147x30	18W	220/240V	50/60Hz	124€
9D035017TFTC*	PHASE CUT	52x120x22	17W	220/240V	50/60Hz	53€
* does not pass through the recess hole						

Single head power supply - optics S-M-F (DC 500mA -Vf=9V)						
	Power	LxHxP	W	Voltage	Frequency	
9D050010AL1	ON/OFF	22x132x18	10W	220/240V	50/60Hz	24€
9D050010DDAL	DALI	36x140x20	10W	220/240V	50/60Hz	44€
9D050006DALT	1-10V	30x135x20	6W	100/240V	50/60Hz	68€
9D050010DDAL	PUSH	36x140x20	10W	220/240V	50/60Hz	44€
9D050035CASTC*	CASAMBI	44x147x30	35W	220/240V	50/60Hz	141€
9D050020TFTC*	PHASE CUT	52x120x22	20W	220/240V	50/60Hz	53€

Power supply for double head - optics N-2 (DC 350mA - Vf=22,4V)						
	Power	LxHxP	W	Voltage	Frequency	
9D035010AL	ON/OFF	39x76x23	10W	220/240V	50/60Hz	20€
9D035017DDTC	DALI	52x120x22	17W	220/240V	50/60Hz	51€
9D035018DATC	1-10V	52x120x22	18W	220/240V	50/60Hz	53€
9D035018DATC	PUSH	52x120x22	18W	220/240V	50/60Hz	53€
9D035018CASTC	CASAMBI	44x147x30	18W	220/240V	50/60Hz	124€
9D035017TFTC	PHASE CUT	52x120x22	17W	220/240V	50/60Hz	53€
For 1h or 3h emergency version, please contact the factory.						

Power supply for double head - optics S-M-F (DC 500mA -Vf=18V)						
	Power	LxHxP	W	Voltage	Frequency	
9D050010AL	ON/OFF	39x76x23	10W	220/240V	50/60Hz	20€
9D050020DDTC	DALI	52x120x22	20W	220/240V	50/60Hz	51€
9D050020DATC	1-10V	52x120x22	20W	220/240V	50/60Hz	53€
9D050020DATC	PUSH	52x120x22	20W	220/240V	50/60Hz	53€
9D050027CASTC	CASAMBI	44x147x30	27W	220/240V	50/60Hz	124€
9D050020TFTC	PHASE CUT	52x120x22	20W	220/240V	50/60Hz	53€
For 1h or 3h emergency version, please contact the factory.						

Power supply for triple head - optics N-2 (DC 350mA - Vf=33,6V)						
	Power	LxHxP	W	Voltage	Frequency	
9D035014AL	ON/OFF	38x125x23	14W	220/240V	50/60Hz	37€
9D035017DDTC	DALI	52x120x22	17W	220/240V	50/60Hz	51€
9D035018DATC	1-10V	52x120x22	18W	220/240V	50/60Hz	53€
9D035018DATC	PUSH	52x120x22	18W	220/240V	50/60Hz	53€
9D035018CASTC	CASAMBI	44x147x30	18W	220/240V	50/60Hz	124€
9D035017TFTC	PHASE CUT	52x120x22	17W	220/240V	50/60Hz	53€
For 1h or 3h emergency version, please contact the factory.						

Power supply for triple head - optics S-M-F (DC 500mA -Vf=27V)						
	Power	LxHxP	W	Voltage	Frequency	
9D050019AL	ON/OFF	38x125x23	20W	220/240V	50/60Hz	37€
9D050020DDTC	DALI	52x120x22	20W	220/240V	50/60Hz	51€
9D050020DATC	1-10V	52x120x22	20W	220/240V	50/60Hz	53€
9D050020DATC	PUSH	52x120x22	20W	220/240V	50/60Hz	53€
9D050027CASTC	CASAMBI	44x147x30	27W	220/240V	50/60Hz	124€
9D050020TFTC	PHASE CUT	52x120x22	20W	220/240V	50/60Hz	53€
For 1h or 3h emergency version, please contact the factory.						

Power supply for quadruple head - optics N-2 (DC 350mA - Vf=44,8V)						
	Power	LxHxP	W	Voltage	Frequency	
9D035019TC	ON/OFF	52x120x22	19W	220/240V	50/60Hz	28€
9D035017DDTC	DALI	52x120x22	17W	220/240V	50/60Hz	51€
9D035018DATC	1-10V	52x120x22	18W	220/240V	50/60Hz	53€
9D035018DATC	PUSH	52x120x22	18W	220/240V	50/60Hz	53€
9D035018CASTC	CASAMBI	44x147x30	18W	220/240V	50/60Hz	124€
9D035017TFTC	PHASE CUT	52x120x22	17W	220/240V	50/60Hz	53€
For 1h or 3h emergency version, please contact the factory.						

Power supply for quadruple head - optics S-M-F (DC 500mA -Vf=36V)						
	Power	LxHxP	W	Voltage	Frequency	
9D050019AL	ON/OFF	38x125x23	20W	220/240V	50/60Hz	37€
9D050020DDTC	DALI	52x120x22	20W	220/240V	50/60Hz	51€
9D050020DATC	1-10V	52x120x22	20W	220/240V	50/60Hz	53€
9D050020DATC	PUSH	52x120x22	20W	220/240V	50/60Hz	53€
9D050027CASTC	CASAMBI	44x147x30	27W	220/240V	50/60Hz	124€
9D050020TFTC	PHASE CUT	52x120x22	20W	220/240V	50/60Hz	53€
For 1h or 3h emergency version, please contact the factory.						

DARK MINI FIX accessories

Elliptical filter

Lens which produces an elliptical beam dispersion. Direct effect is dependent on the primary beam selected.

Honeycomb

Honeycomb lens for roto-symmetrical optics, useful for avoiding any visual disturbances or radial luminance.

DARK SMALL FIX



Very small and effective recessed spotlight for professional lighting, designed to achieve maximum performance in the smallest size, equipped with the new Revo optical system, with 'Cross-Beam' technology, it allows extraordinary performances and precise beam projection in just 45mm diameter size.

The Dark family in all its versions stands out for its very high visual comfort and for the Lux / Watt ratio that it manages to deliver while maintaining retrospective illumination factors between wattage/power and dimensions.

The new quick-installation trimless system speeds up and facilitates the integration of the product into the plasterboard thanks to a special 3mm-thick cross-linked ring nut that guarantees precision and cleanliness of the result.

Available in single and multiple square and round, linear or angular versions, it offers a very wide range of optical options, accessories, and multiple configurations.

Narrow Spot			Small 1x	3000 K / Ra 92
m	Ø	Lux	11°	Glaring / UGR 4.7
1	0.19	9536		Colour deviation 2 SDCM
2	0.38	2384		Fixture power 8.2 W
3	0.57	1060		Fixture flux 492.0 lm
4	0.76	596		Fixture efficacy 60 lm/W
5	0.96	381		LED values 8.2 W 632.0 lm
			IMax 9536 cd	

Spot			Small 1x	3000 K / Ra 92
m	Ø	Lux	17°	Glaring / UGR 6.5
1	0.29	6871		Colour deviation 2 SDCM
2	0.59	1718		Fixture power 9.2 W
3	0.88	763		Fixture flux 709.0 lm
4	1.18	429		Fixture efficacy 77 lm/W
5	1.47	275		LED values 9.2 W 950.0 lm
			IMax 6871 cd	

Elliptical Wide Flood			Small 1x	3000 K / Ra 92
m	Ø	Lux	42,3° / 72,0°	Glaring / UGR 17.4
1	0.77x1.45	685		Colour deviation 2 SDCM
2	1.55x2.01	171		Fixture power 9.2 W
3	2.32x4.36	76		Fixture flux 614.0 lm
4	3.09x5.81	43		Fixture efficacy 67 lm/W
5	3.86x7.27	27		LED values 9.2 W 950.0 lm
			IMax 685 cd	

Narrow Flood			Small 1x	3000 K / Ra 92
m	Ø	Lux	24°	Glaring / UGR 2.4
1	0.42	4486		Colour deviation 2 SDCM
2	0.83	1121		Fixture power 9.2 W
3	1.25	498		Fixture flux 787.0 lm
4	1.67	280		Fixture efficacy 86 lm/W
5	2.08	179		LED values 9.2 W 950.0 lm
			IMax 4486 cd	

Narrow Spot			Small 2x	3000 K / Ra 92
m	Ø	Lux	11°	Glaring Darklight UGR 7.1
1	0.19	19072		Colour deviation 2 SDCM
2	0.38	4768		Fixture power 16.4 W
3	0.57	2119		Fixture flux 984.0 lm
4	0.76	1192		Fixture efficacy 60 lm/W
5	0.96	763		LED values 16.4 W 1264.0 lm
			IMax 19072 cd	

Flood			Small 1x	3000 K / Ra 92
m	Ø	Lux	36°	Glaring / UGR 9.8
1	0.66	2132		Colour deviation 2 SDCM
2	1.32	533		Fixture power 9.2 W
3	1.97	237		Fixture flux 797.0 lm
4	2.63	133		Fixture efficacy 87 lm/W
5	3.29	85		LED values 9.2 W 950.0 lm
			IMax 2132 cd	

Spot			Small 2x	3000 K / Ra 92
m	Ø	Lux	17°	Glaring Darklight UGR 8.9
1	0.29	13751		Colour deviation 2 SDCM
2	0.59	3438		Fixture power 18.4 W
3	0.88	1528		Fixture flux 1419.0 lm
4	1.18	859		Fixture efficacy 77 lm/W
5	1.47	550		LED values 18.4 W 1900.0 lm
			IMax 13751 cd	

Wide Flood			Small 1x	3000 K / Ra 92
m	Ø	Lux	47°	Glaring / UGR 16.0
1	0.87	1262		Colour deviation 2 SDCM
2	1.74	316		Fixture power 9.2 W
3	2.60	140		Fixture flux 729.0 lm
4	3.47	79		Fixture efficacy 79 lm/W
5	4.34	50		LED values 9.2 W 950.0 lm
			IMax 1262 cd	

Narrow Flood			Small 2x	3000 K / Ra 92
m	Ø	Lux	24°	Glaring Darklight UGR 4.8
1	0.42	8977		Colour deviation 2 SDCM
2	0.83	2244		Fixture power 18.4 W
3	1.25	997		Fixture flux 1575.0 lm
4	1.67	561		Fixture efficacy 86 lm/W
5	2.08	359		LED values 18.4 W 1900.0 lm
			IMax 8977 cd	

Elliptical Narrow Spot			Small 1x	3000 K / Ra 92
m	Ø	Lux	53,9° / 12,0°	Glaring / UGR 22.1
1	1.02x0.21	1607		Colour deviation 2 SDCM
2	2.03x0.42	402		Fixture power 8.2 W
3	3.05x0.63	179		Fixture flux 413.0 lm
4	4.07x0.84	100		Fixture efficacy 50 lm/W
5	5.08x1.05	64		LED values 8.2 W 632.0 lm
			IMax 1607 cd	

Flood			Small 2x	3000 K / Ra 92
m	Ø	Lux	36°	Glaring Darklight UGR 12.2
1	0.66	4265		Colour deviation 2 SDCM
2	1.32	1066		Fixture power 18.4 W
3	1.97	474		Fixture flux 1594.0 lm
4	2.63	267		Fixture efficacy 87 lm/W
5	3.29	171		LED values 18.4 W 1900.0 lm
			IMax 4265 cd	

DARK SMALL FIX

Wide Flood			Small 1x		3000 K / Ra 92	
m	Ø	Lux	47°		Glaring	Darklight
1	0.87	2527			UGR	18.5
2	1.74	632			Colour deviation	2 SDCM
3	2.60	281			Fixture power	18.4 W
4	3.47	158			Fixture flux	1459.0 lm
5	4.34	101			Fixture efficacy	79 lm/W
			IMax 2527 cd		LED values	18.4 W 1900.0 lm

Elliptical Narrow Spot			Small 2x		3000 K / Ra 92	
m	Ø	Lux	53,9° / 12,0°		Glaring	Darklight
1	1,02x0,21	3215			UGR	24.5
2	2,03x0,42	804			Colour deviation	2 SDCM
3	3,05x0,63	357			Fixture power	16.4 W
4	4,07x0,84	201			Fixture flux	826.0 lm
5	5,08x1,05	129			Fixture efficacy	50 lm/W
			IMax 3215 cd		LED values	16.4 W 1264.0 lm

Elliptical Wide Flood			Small 2x		3000 K / Ra 92	
m	Ø	Lux	42,3° / 72,0°		Glaring	Darklight
1	0,77x1,45	1371			UGR	19.8
2	1,55x2,01	343			Colour deviation	2 SDCM
3	2,32x4,36	152			Fixture power	18.4 W
4	3,09x5,81	86			Fixture flux	1229.0 lm
5	3,86x7,27	55			Fixture efficacy	67 lm/W
			IMax 1371 cd		LED values	18.4 W 1900.0 lm

Narrow Spot			Small 4x		3000 K / Ra 92	
m	Ø	Lux	11°		Glaring	Darklight
1	0.19	38163			UGR	9.5
2	0.38	9541			Colour deviation	2 SDCM
3	0.57	4240			Fixture power	32.8 W
4	0.76	2385			Fixture flux	1969.0 lm
5	0.96	1527			Fixture efficacy	60 lm/W
			IMax 38163 cd		LED values	32.8 W 2528.0 lm

Spot			Small 4x		3000 K / Ra 92	
m	Ø	Lux	17°		Glaring	Darklight
1	0.29	27503			UGR	11.3
2	0.59	6876			Colour deviation	2 SDCM
3	0.88	3056			Fixture power	36.8 W
4	1.18	1719			Fixture flux	2838.0 lm
5	1.47	1100			Fixture efficacy	77 lm/W
			IMax 27503 cd		LED values	36.8 W 3800.0 lm

Narrow Flood			Small 4x		3000 K / Ra 92	
m	Ø	Lux	24°		Glaring	Darklight
1	0.42	17954			UGR	7.2
2	0.83	4488			Colour deviation	2 SDCM
3	1.25	1995			Fixture power	36.8 W
4	1.67	1122			Fixture flux	3150.0 lm
5	2.08	718			Fixture efficacy	86 lm/W
			IMax 17954 cd		LED values	36.8 W 3800.0 lm

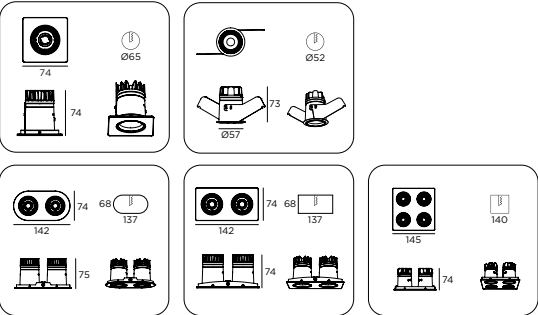
Flood			Small 4x		3000 K / Ra 92	
m	Ø	Lux	36°		Glaring	Darklight
1	0.66	8530			UGR	14.6
2	1.32	2132			Colour deviation	2 SDCM
3	1.97	948			Fixture power	36.8 W
4	2.63	533			Fixture flux	3188.0 lm
5	3.29	341			Fixture efficacy	87 lm/W
			IMax 8530 cd		LED values	36.8 W 3800.0 lm

Wide Flood			Small 4x		3000 K / Ra 92	
m	Ø	Lux	47°		Glaring	Darklight
1	0.87	5053			UGR	20.9
2	1.74	1263			Colour deviation	2 SDCM
3	2.60	561			Fixture power	36.8 W
4	3.47	316			Fixture flux	2918.0 lm
5	4.34	202			Fixture efficacy	79 lm/W
			IMax 5053 cd		LED values	36.8 W 3800.0 lm

Elliptical Narrow Spot			Small 4x		3000 K / Ra 92	
m	Ø	Lux	53,9° / 12,0°		Glaring	Darklight
1	1,02x0,21	6434			UGR	27.0
2	2,03x0,42	1608			Colour deviation	2 SDCM
3	3,05x0,63	715			Fixture power	32.8 W
4	4,07x0,84	402			Fixture flux	1653.0 lm
5	5,08x1,05	257			Fixture efficacy	50 lm/W
			IMax 6434 cd		LED values	32.8 W 2528.0 lm

Elliptical Wide Flood			Small 4x		3000 K / Ra 92	
m	Ø	Lux	42,3° / 72,0°		Glaring	Darklight
1	0,77x1,45	2742			UGR	22.2
2	1,55x2,01	685			Colour deviation	2 SDCM
3	2,32x4,36	305			Fixture power	36.8 W
4	3,09x5,81	171			Fixture flux	2458.0 lm
5	3,86x7,27	110			Fixture efficacy	67 lm/W
			IMax 2742 cd		LED values	36.8 W 3800.0 lm

DARK SMALL FIX TRIM



127 DARK FIX SMALL			0€
Versions			
80	1X ROUND TRIM		105€
81	1X SQUARE TRIM		105€
82	2X ROUND TRIM		205€
83	2X SQUARE TRIM		205€
87	2X2 SQUARE TRIM		390€
Control			
R	Remote driver		0€
Finish			
W	Matt white txt		0€
B	Matt black txt		0€
9	Concrete grey		0€
L	Gold txt		0€
C	Copper txt		0€
CRI-CCT			
22	CRI92 2700K		0€
23	CRI92 3000K		0€
27	CRI92 3500K		0€
24	CRI92 4000K		0€
82	CRI98 2700K *		0€
83	CRI98 3000K *		0€
87	CRI98 3500K *		0€
84	CRI98 4000K *		0€
* not available on optics 2			
Optic			
N	Narrow Spot 8,2W		0€
2	Elliptical Narrow Spot 8,2W		0€
S	Spot 9,2W		0€
M	Narrow Flood 9,2W		0€
F	Flood 9,2W		0€
W	Wide Flood 9,2W		0€
6	Elliptical Wide Flood 9,2W		0€

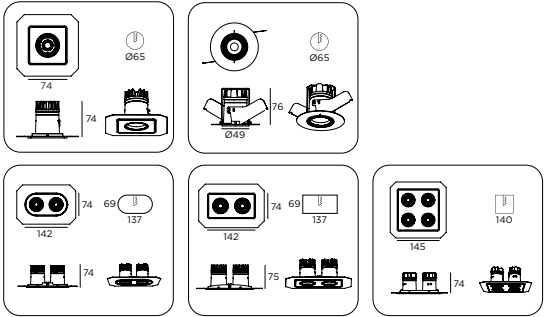
Accessories		
N	No Accessories	0€
H	Honeycomb **	8€
E	Elliptical lens ***	15€

** Not available on optics 2,6
*** Not available on optics N,2,W,6

Factory fitted Accessories
are for single head versions only.
For multi-head versions, order
Accessories independently.

Independent accessories		
9G075	Elliptical filter	25€
9G076	Honeycomb	12€

DARK SMALL FIX
TRIMLESS



127	DARK FIX SMALL	0€
-----	----------------	----

Versions		
8A	1X ROUND TRIMLESS	120€
8B	1X SQUARE TRIMLESS	120€
8C	2X ROUND TRIMLESS	220€
8D	2X SQUARE TRIMLESS	220€
8H	2X2 SQUARE TRIMLESS	405€

Control		
R	Remote driver	0€

Finish		
W	Matt white txt	0€
B	Matt black txt	0€
9	Concrete grey	0€
L	Gold txt	0€
C	Copper txt	0€

CRI-CCT		
22	CRI92 2700K	0€
23	CRI92 3000K	0€
27	CRI92 3500K	0€
24	CRI92 4000K	0€
82	CRI98 2700K *	0€
83	CRI98 3000K *	0€
87	CRI98 3500K *	0€
84	CRI98 4000K *	0€

* not available on optics 2

Optic		
N	Narrow Spot 8,2W	0€
2	Elliptical Narrow Spot 8,2W	0€
S	Spot 9,2W	0€
M	Narrow Flood 9,2W	0€
F	Flood 9,2W	0€
W	Wide Flood 9,2W	0€
6	Elliptical Wide Flood 9,2W	0€

Accessories		
N	No Accessories	0€
H	Honeycomb **	8€
E	Elliptical lens ***	15€

** Not available on optics 2,6
*** Not available on optics N,2,W,6

Factory fitted Accessories
are for single head versions only.
For multi-head versions, order
Accessories independently.

Independent accessories		
9G075	Elliptical filter	25€
9G076	Honeycomb	12€

DARK SMALL FIX power supply

Single head power supply - optics N-2 (DC 700mA - Vf=11,7V)

	Power	LxHxP	W	Voltage	Frequency	
9D070009AL	ON/OFF	39x76x23	9W	220/240V	50/60Hz	20€
9D070020DDEL	DALI	43x151x28	20W	220/240V	50/60Hz	70€
9D070020DAEL	1-10V	43x151x28	20W	220/240V	50/60Hz	60€
9D070020DDEL	PUSH	43x151x28	20W	220/240V	50/60Hz	70€
9D070036CASTC*	CASAMBI	44x147x30	36W	220/240V	50/60Hz	124€
9D070020TFTC*	PHASE CUT	52x120x22	20W	220/240V	50/60Hz	53€

* does not pass through the recess hole
For 1h or 3h emergency version, please contact the factory.

Single head power supply - optics S-M-F-W-6 (DC 500mA -Vf=18V)

	Power	LxHxP	W	Voltage	Frequency	
9D050010AL	ON/OFF	39x76x23	10W	220/240V	50/60Hz	20€
9D050020DDEL	DALI	43x151x28	20W	220/240V	50/60Hz	70€
9D050020DAEL	1-10V	43x151x28	20W	220/240V	50/60Hz	60€
9D050020DDEL	PUSH	43x151x28	20W	220/240V	50/60Hz	70€
9D050027CASTC*	CASAMBI	44x147x30	27W	220/240V	50/60Hz	124€
9D050020TFTC*	PHASE CUT	52x120x22	20W	220/240V	50/60Hz	53€

* does not pass through the recess hole
For 1h or 3h emergency version, please contact the factory.

Power supply for double head - optics N-2 (DC 700mA - Vf=23,4V)

	Power	LxHxP	W	Voltage	Frequency	
9D070019AL	ON/OFF	38x125x23	19W	220/240V	50/60Hz	37€
9D070020DDTC	DALI	52x120x22	20W	220/240V	50/60Hz	51€
9D070020DATC	1-10V	52x120x22	20W	220/240V	50/60Hz	53€
9D070020DATC	PUSH	52x120x22	20W	220/240V	50/60Hz	53€
9D070036CASTC	CASAMBI	44x147x30	36W	220/240V	50/60Hz	124€
9D070020TFTC*	PHASE CUT	52x120x22	20W	220/240V	50/60Hz	53€

*with cable on both sides
For 1h or 3h emergency version, please contact the factory.

Power supply for double head - optics S-M-F-W-6 (DC 500mA -Vf=36,8V)

	Power	LxHxP	W	Voltage	Frequency	
9D050019AL	ON/OFF	38x125x23	20W	220/240V	50/60Hz	37€
9D050020DDTC	DALI	52x120x22	20W	220/240V	50/60Hz	51€
9D050020DATC	1-10V	52x120x22	20W	220/240V	50/60Hz	53€
9D050020DATC	PUSH	52x120x22	20W	220/240V	50/60Hz	53€
9D050027CASTC	CASAMBI	44x147x30	27W	220/240V	50/60Hz	124€
9D050020TFTC*	PHASE CUT	52x120x22	20W	220/240V	50/60Hz	53€

*with cable on both sides
For 1h or 3h emergency version, please contact the factory.

Power supply for quadruple head - optics N-2 (DC 700mA - Vf=46,8V)

	Power	LxHxP	W	Voltage	Frequency	
9D070050TC	ON/OFF	79x124x22	50W	220/240V	50/60Hz	63€
9D070050DDTC	DALI	79x124x22	50W	220/240V	50/60Hz	78€
9D070050DDTC	1-10V	79x124x22	50W	220/240V	50/60Hz	78€
9D070050DDTC	PUSH	79x124x22	50W	220/240V	50/60Hz	78€
9D070050CASTC	CASAMBI	79x124x22	50W	220/240V	50/60Hz	141€
9D070040TFMW	PHASE CUT	60x143x32	39W	220/240V	50/60Hz	75€

For 1h or 3h emergency version, please contact the factory.

Power supply for quadruple head - optics S-M-F-W-6 (DC 500mA -Vf=73,6V)

	Power	LxHxP	W	Voltage	Frequency	
9D050042MW	ON/OFF	82x124x23	42W	220/240V	50/60Hz	76€
9D050042DDMW	DALI	82x124x23	42W	220/240V	50/60Hz	87€
9D050056DDTC	1-10V	79x124x22	56W	220/240V	50/60Hz	82€
9D050042DDMW	PUSH	82x124x23	42W	220/240V	50/60Hz	87€
9D050042CASMW	CASAMBI	82x124x23	42W	220/240V	50/60Hz	234€
9D050040TFMW	PHASE CUT	60x143x32	40W	220/240V	50/60Hz	75€

For 1h or 3h emergency version, please contact the factory.

DARK SMALL FIX accessories


Elliptical filter

Lens which produces an elliptical beam dispersion. Direct effect is dependent on the primary beam selected.

Honeycomb

Honeycomb lens for roto-symmetrical optics, useful for avoiding any visual disturbances or radial luminance.

DARK MEDIUM FIX

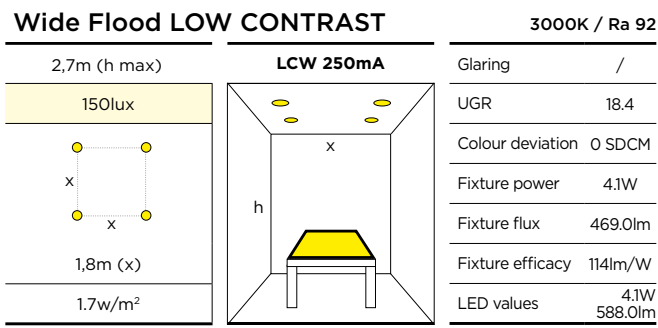
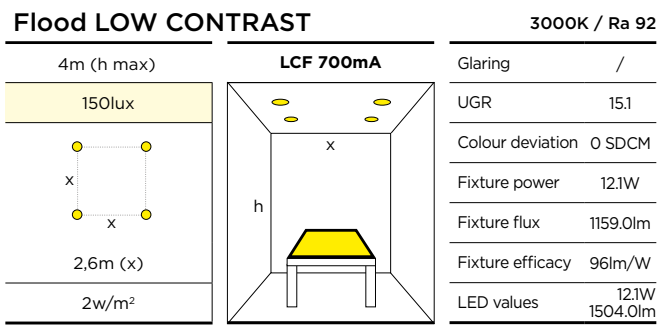
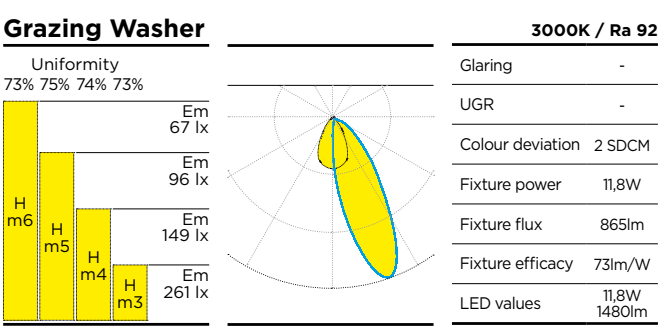
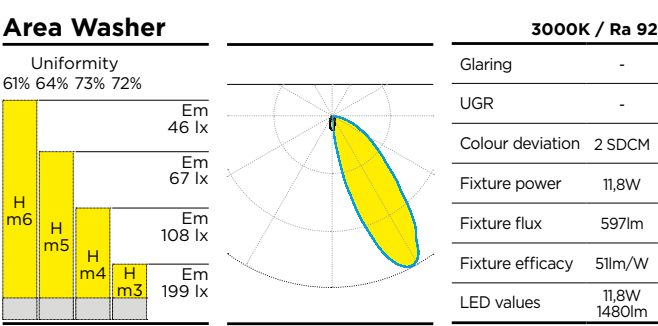
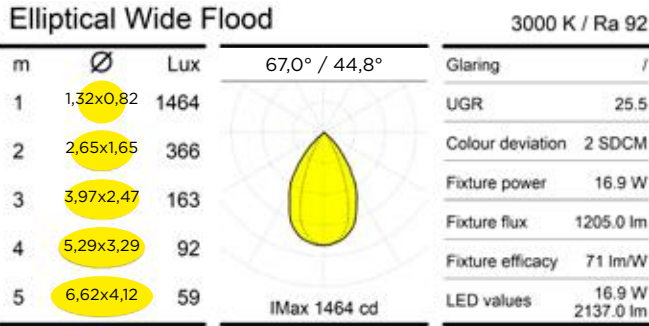
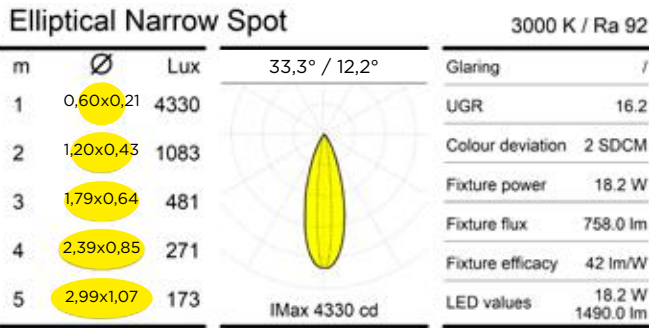
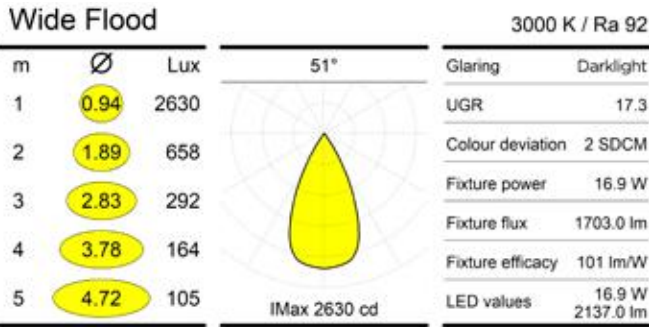
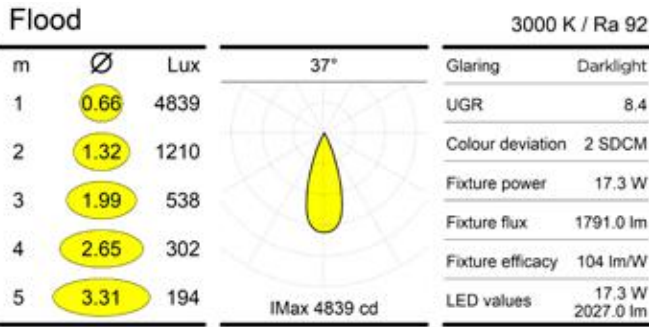
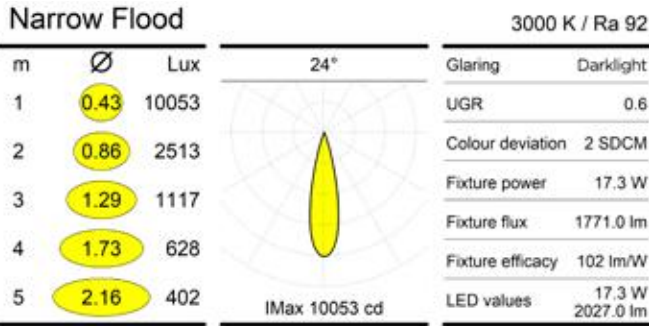
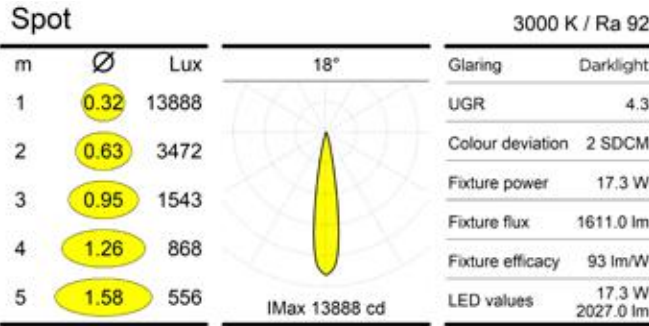
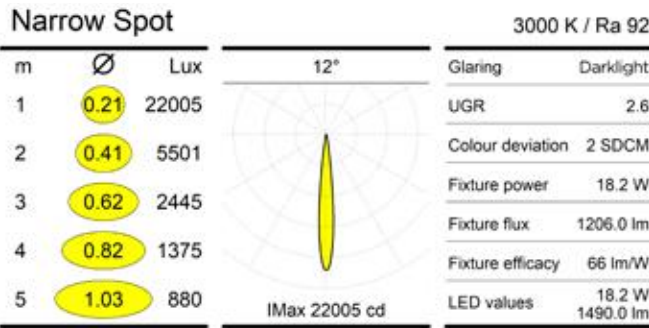


Extremely compact and effective recessed spotlight for professional lighting, designed to achieve maximum performance in the smallest size, equipped with the new Revo optical system, with 'Cross-Beam' technology, it allows extraordinary efficiency and precise beam projection in just 62mm diameter size.

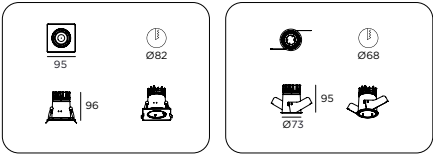
The Dark family in all its versions stands out for its very high visual comfort and for the Lux / Watt ratio that it manages to deliver while maintaining retrospective illumination factors between wattage/power and dimensions.

The new quick-installation trimless system speeds up and facilitates the integration of the product into the plasterboard thanks to a special 3mm-thick cross-linked ring nut that guarantees precision and cleanliness of the result.

Available in single square and round, linear or angular versions, it offers a very wide range of optical options, accessories, and multiple configurations.



DARK MEDIUM FIX TRIM



128	DARK FIX MEDIUM	0€
-----	-----------------	----

Versions		
80	1X ROUND TRIM	120€
81	1X SQUARE TRIM	120€

Control		
R	Remote driver	0€

Finish		
W	Matt white txt	0€
B	Matt black txt	0€
9	Concrete grey	0€
L	Gold txt	0€
C	Copper txt	0€

CRI-CCT		
22	CRI92 2700K	0€
23	CRI92 3000K	0€
27	CRI92 3500K	0€
24	CRI92 4000K	0€
82	CRI98 2700K	0€
83	CRI98 3000K	0€
87	CRI98 3500K	0€
84	CRI98 4000K	0€

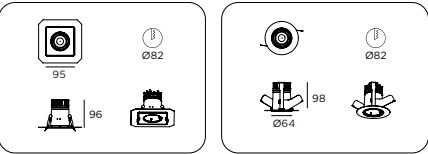
Optic		
N	Narrow Spot 18,2W	0€
2	Elliptical Narrow Spot 18,2W	0€
S	Spot 17,3W	0€
M	Narrow Flood 17,3W	0€
F	Flood 17,3W	0€
W	Wide Flood 51°-16,9W	0€
6	Elliptical Wide Flood 16,9W	0€
G	Grazing Washer 11,8W	65€
A	Area Washer 11,8W	65€
J	Low Contrast Flood max 12,1W	35€
K	Low Contrast Wide Flood max 4,1W	35€

Accessories		
N	No Accessories	0€
H	Honeycomb *	20€
D	Diffusing glass **	15€
E	Elliptical lens ***	15€

* Not available on optics 2,6,G,A
** Not available on optics 2,6,G,A,J,K
*** Not available on optics N,2,W,6,G,A,J,K

Independent accessories		
9G100	Elliptical filter	18€
9G101	Diffusing filter	18€
9G102	Honeycomb	25€

DARK MEDIUM FIX TRIMLESS



128	DARK FIX MEDIUM	0€
-----	-----------------	----

Versions		
8A	1X ROUND TRIMLESS	135€
8B	1X SQUARE TRIMLESS	135€

Control		
R	Remote driver	0€

Finish		
W	Matt white txt	0€
B	Matt black txt	0€
9	Concrete grey	0€
L	Gold txt	0€
C	Copper txt	0€

CRI-CCT		
22	CRI92 2700K	0€
23	CRI92 3000K	0€
27	CRI92 3500K	0€
24	CRI92 4000K	0€
82	CRI98 2700K	0€
83	CRI98 3000K	0€
87	CRI98 3500K	0€
84	CRI98 4000K	0€

Optic		
N	Narrow Spot 18,2W	0€
2	Elliptical Narrow Spot 18,2W	0€
S	Spot 17,3W	0€
M	Narrow Flood 17,3W	0€
F	Flood 17,3W	0€
W	Wide Flood 51°-16,9W	0€
6	Elliptical Wide Flood 16,9W	0€
G	Grazing Washer 11,8W	65€
A	Area Washer 11,8W	65€
J	Low Contrast Flood max 12,1W	35€
K	Low Contrast Wide Flood max 4,1W	35€

Accessories		
N	No Accessories	0€
H	Honeycomb *	20€
D	Diffusing glass **	15€
E	Elliptical lens ***	15€

* Not available on optics 2,6,G,A
** Not available on optics 2,6,G,A,J,K
*** Not available on optics N,2,W,6,G,A,J,K

Independent accessories		
9G100	Elliptical filter	18€
9G101	Diffusing filter	18€
9G102	Honeycomb	25€

DARK MEDIUM FIX power supply

Single head power supply - optics N-2 (DC 900mA - Vf=20,2V)						
	Power	LxHxP	W	Voltage	Frequency	
9D090038TC	ON/OFF	44x147x22	38W	220/240V	50/60Hz	22€
9D090038DDTC	DALI	44x147x30	38W	220/240V	50/60Hz	59€
9D090020DATC	1-10V	52x120x22	20W	220/240V	50/60Hz	53€
9D090020DATC	PUSH	52x120x22	20W	220/240V	50/60Hz	53€
9D090038CASTC	CASAMBI	44x147x30	38W	220/240V	50/60Hz	124€
9D090020TFTC	PHASE CUT	52x120x22	20W	220/240V	50/60Hz	53€

For 1h or 3h emergency version, please contact the factory.

Single head power supply - optics S-M-F-W-6 (DC 500mA -Vf=34,6V for optics S-M-F; DC 500mA -Vf=33,9V for optics W-6)						
	Power	LxHxP	W	Voltage	Frequency	
9D050019AL	ON/OFF	38x125x23	20W	220/240V	50/60Hz	37€
9D050020DDTC	DALI	52x120x22	20W	220/240V	50/60Hz	51€
9D050020DATC	1-10V	52x120x22	20W	220/240V	50/60Hz	53€
9D050020DATC	PUSH	52x120x22	20W	220/240V	50/60Hz	53€
9D050027CASTC	CASAMBI	44x147x30	27W	220/240V	50/60Hz	124€
9D050020TFTC	PHASE CUT	52x120x22	20W	220/240V	50/60Hz	53€

For 1h or 3h emergency version, please contact the factory.

Single head power supply - optics A-G (DC 350mA - Vf=33,6V)						
	Power	LxHxP	W	Voltage	Frequency	
9D035014AL	ON/OFF	38x125x23	14W	220/240V	50/60Hz	37€
9D035017DDTC	DALI	52x120x22	17W	220/240V	50/60Hz	51€
9D035018DATC	1-10V	52x120x22	18W	220/240V	50/60Hz	53€
9D035018DATC	PUSH	52x120x22	18W	220/240V	50/60Hz	53€
9D035018CASTC	CASAMBI	44x147x30	18W	220/240V	50/60Hz	124€
9D035017TFTC	PHASE CUT	52x120x22	17W	220/240V	50/60Hz	53€

For 1h or 3h emergency version, please contact the factory.

Single head power supply - optics J (DC 700mA - Vf=17,3V)						
	Power	LxHxP	W	Voltage	Frequency	
9D070019AL	ON/OFF	38x125x23	19W	220/240V	50/60Hz	37€
9D070020DDTC	DALI	52x120x22	20W	220/240V	50/60Hz	51€
9D070020DATC	1-10V	52x120x22	20W	220/240V	50/60Hz	53€
9D070020DATC	PUSH	52x120x22	20W	220/240V	50/60Hz	53€
9D070036CASTC	CASAMBI	44x147x30	36W	220/240V	50/60Hz	124€
9D070020TFTC	PHASE CUT	52x120x22	20W	220/240V	50/60Hz	53€

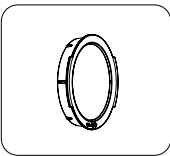
For 1h or 3h emergency version, please contact the factory.

Single head power supply - optics K (DC 250mA - Vf=16,3V)						
	Power	LxHxP	W	Voltage	Frequency	
9D025010AL	ON/OFF	39x76x23	10W	220/240V	50/60Hz	20€
9D025012DDTC	DALI	52x120x22	12W	220/240V	50/60Hz	51€
9D025012DATC*	1-10V	67x103x22	13W	220/240V	50/60Hz	65€
9D025010DDTR	PUSH	43x190x30	10W	220/240V	50/60Hz	60€
9D025010CASTR	CASAMBI	43x190x30	10W	220/240V	50/60Hz	118€
9D025012TFTC	PHASE CUT	52x120x22	12W	220/240V	50/60Hz	53€

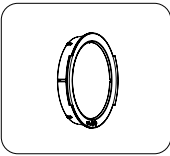
* does not pass through the recess hole

For 1h or 3h emergency version, please contact the factory.

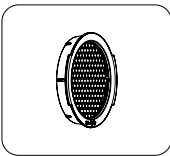
DARK MEDIUM FIX accessories



Elliptical filter
Lens which produces an elliptical beam dispersion. Direct effect is dependent on the primary beam selected.

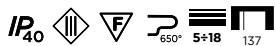


Diffusing filter
Filter designed to attenuate and soften contrasts and cast shadows. To use where blurred rather than sharp edges are required.



Honeycomb
Honeycomb lens for roto-symmetrical optics, useful for avoiding any visual disturbances or radial luminance.

DARK COMPACT FIX

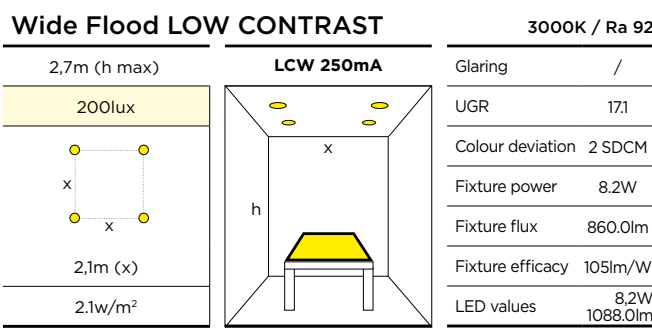
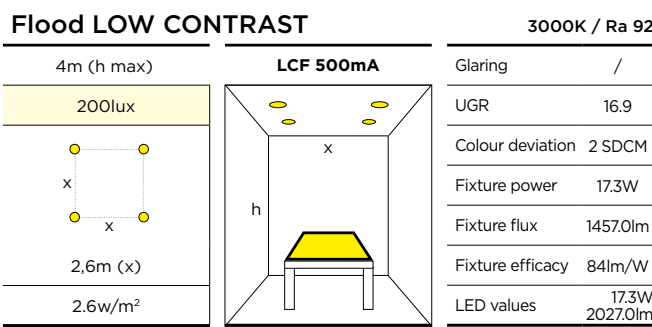
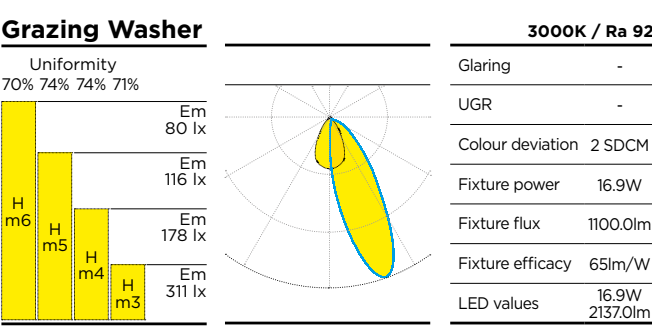
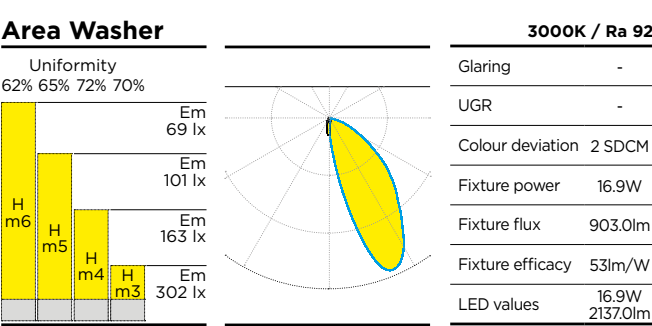
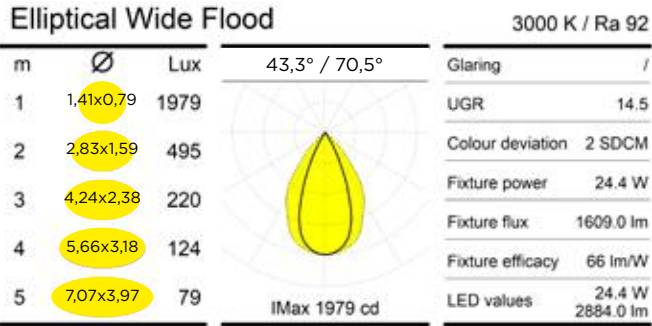
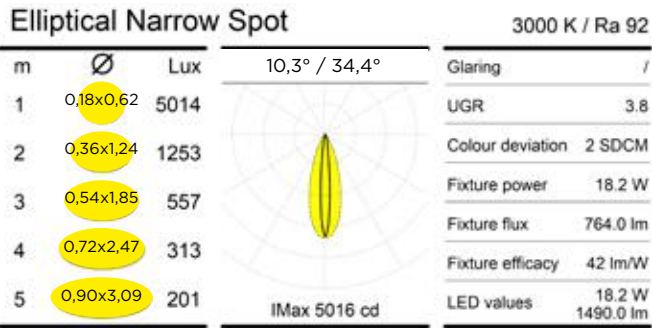
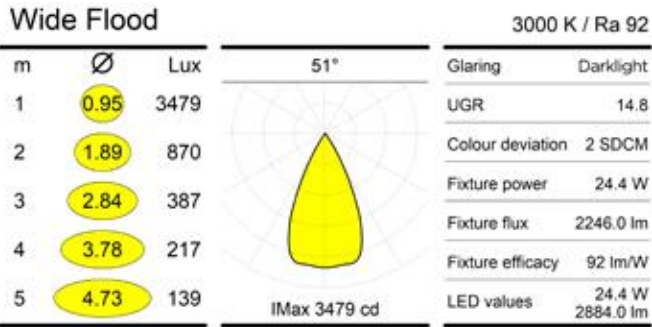
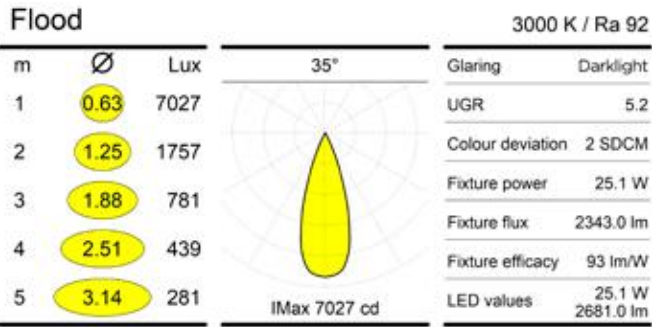
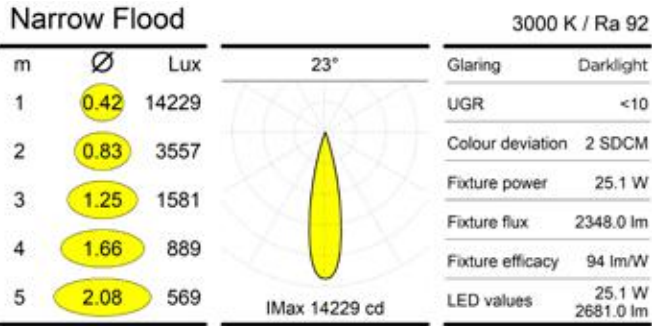
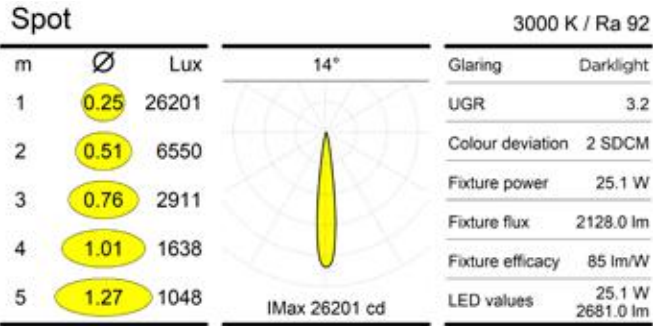
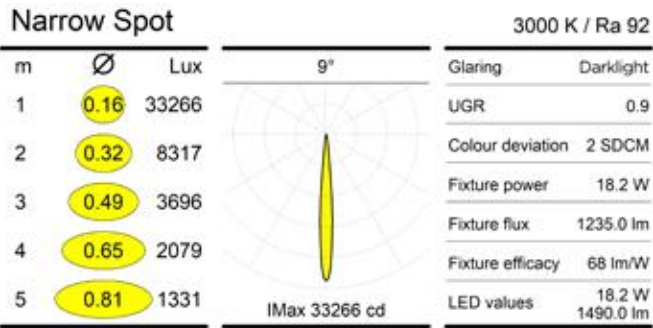


Extremely compact and effective recessed spotlight for professional lighting, designed to achieve maximum performance in the smallest size, equipped with the new Revo optical system, with 'Cross-Beam' technology, it allows extraordinary efficiency and precise beam projection in just 76mm diameter size.

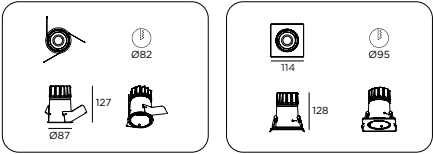
The Dark family in all its versions stands out for its very high visual comfort and for the Lux / Watt ratio that it manages to deliver while maintaining retrospective illumination factors between wattage/power and dimensions.

The new quick-installation trimless system speeds up and facilitates the integration of the product into the plasterboard thanks to a special 3mm-thick cross-linked ring nut that guarantees precision and cleanliness of the result.

Available in single and multiple square and round, linear or angular versions, it offers a very wide range of optical options, accessories, and multiple configurations.



DARK COMPACT FIX TRIM



129	DARK FIX COMPACT	0€
-----	------------------	----

Versions		
80	1X ROUND TRIM	145€
81	1X SQUARE TRIM	145€

Control		
R	Remote driver	0€

Finish		
W	Matt white txt	0€
B	Matt black txt	0€
9	Concrete grey	0€
L	Gold txt	0€
C	Copper txt	0€

CRI-CCT		
22	CRI92 2700K	0€
23	CRI92 3000K	0€
27	CRI92 3500K	0€
24	CRI92 4000K	0€
82	CRI98 2700K	0€
83	CRI98 3000K	0€
87	CRI98 3500K	0€
84	CRI98 4000K	0€

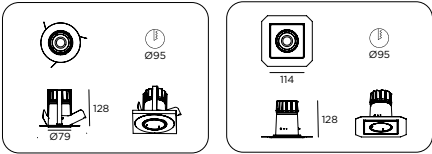
Optic		
N	Narrow Spot 18,2W	0€
2	Elliptical Narrow Spot 18,2W	0€
S	Spot 25,1W	0€
M	Narrow Flood 25,1W	0€
F	Flood 25,1W	0€
W	Wide Flood 24,4W	0€
6	Elliptical Wide Flood 24,4W	0€
G	Grazing Washer 16,9W	65€
A	Area Washer 16,9W	65€
J	Low Contrast Flood max 17,3W	35€
K	Low Contrast Wide Flood max 8,2W	35€

Accessories		
N	No Accessories	0€
H	Honeycomb *	25€
D	Diffusing glass **	18€
E	Elliptical lens ***	18€

* Not available on optics 2,6,G,A
** Not available on optics 2,6,G,A,J,K
*** Not available on optics N,2,W,6,G,A,J,K

Independent accessories		
9G103	Elliptical filter	21€
9G104	Diffusing filter	21€
9G105	Honeycomb	30€

DARK COMPACT FIX TRIMLESS



129	DARK FIX COMPACT	0€
-----	------------------	----

Versions		
8A	1X ROUND TRIMLESS	160€
8B	1X SQUARE TRIMLESS	160€

Control		
R	Remote driver	0€

Finish		
W	Matt white txt	0€
B	Matt black txt	0€
9	Concrete grey	0€
L	Gold txt	0€
C	Copper txt	0€

CRI-CCT		
22	CRI92 2700K	0€
23	CRI92 3000K	0€
27	CRI92 3500K	0€
24	CRI92 4000K	0€
82	CRI98 2700K	0€
83	CRI98 3000K	0€
87	CRI98 3500K	0€
84	CRI98 4000K	0€

Optic		
N	Narrow Spot 18,2W	0€
2	Elliptical Narrow Spot 18,2W	0€
S	Spot 25,1W	0€
M	Narrow Flood 25,1W	0€
F	Flood 25,1W	0€
W	Wide Flood 24,4W	0€
6	Elliptical Wide Flood 24,4W	0€
G	Grazing Washer 16,9W	65€
A	Area Washer 16,9W	65€
J	Low Contrast Flood max 17,3W	35€
K	Low Contrast Wide Flood max 8,2W	35€

Accessories		
N	No Accessories	0€
H	Honeycomb *	25€
D	Diffusing glass **	18€
E	Elliptical lens ***	18€

* Not available on optics 2,6,G,A
** Not available on optics 2,6,G,A,J,K
*** Not available on optics N,2,W,6,G,A,J,K

Independent accessories		
9G103	Elliptical filter	21€
9G104	Diffusing filter	21€
9G105	Honeycomb	30€

DARK COMPACT FIX power supply

Single head power supply - optics N-2 (DC 900mA - Vf=20,2V)

9D090038TC	ON/OFF	44x147x22	38W	220/240V	50/60Hz	22€
9D090038DDTC	DALI	44x147x30	38W	220/240V	50/60Hz	59€
9D090020DATC	1-10V	52x120x22	20W	220/240V	50/60Hz	53€
9D090038DDTC	PUSH	44x147x30	38W	220/240V	50/60Hz	59€
9D090038CASTC	CASAMBI	44x147x30	38W	220/240V	50/60Hz	124€
9D090020TFTC	PHASE CUT	52x120x22	20W	220/240V	50/60Hz	53€

For 1h or 3h emergency version, please contact the factory.

Single head power supply - optics S-M-F-W-6 (DC 700mA -Vf=35,8V for optics S-M-F; DC 700mA -Vf=34,9V for optics W-6)

9D070031TC	ON/OFF	44x147x22	31W	220/240V	50/60Hz	22€
9D070038DDTC	DALI	44x147x30	38W	220/240V	50/60Hz	59€
9D070032DATC	1-10V	67x103x22	32W	220/240V	50/60Hz	65€
9D070032DATC	PUSH	67x103x22	32W	220/240V	50/60Hz	65€
9D070036CASTC	CASAMBI	44x147x30	36W	220/240V	50/60Hz	124€
9D070032TFTC	PHASE CUT	46x166x34	32W	220/240V	50/60Hz	65€

For 1h or 3h emergency version, please contact the factory.

Single head power supply - optics A-G (DC 500mA - Vf=33,9V for optics A-G; DC 500mA -Vf=34,6V for optics J)

9D050019AL	ON/OFF	38x125x23	20W	220/240V	50/60Hz	37€
9D050020DDTC	DALI	52x120x22	20W	220/240V	50/60Hz	51€
9D050020DATC	1-10V	52x120x22	20W	220/240V	50/60Hz	53€
9D050020DATC	PUSH	52x120x22	20W	220/240V	50/60Hz	53€
9D050027CASTC	CASAMBI	44x147x30	27W	220/240V	50/60Hz	124€
9D050020TFTC	PHASE CUT	52x120x22	20W	220/240V	50/60Hz	53€

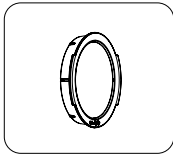
For 1h or 3h emergency version, please contact the factory.

Single head power supply - optics K (DC 250mA - Vf=32,8V)

9D025010AL	ON/OFF	39x76x23	10W	220/240V	50/60Hz	20€
9D025012DDTC	DALI	52x120x22	12W	220/240V	50/60Hz	51€
9D025013DATC	1-10V	52x120x22	13W	220/240V	50/60Hz	53€
9D025013DATC	PUSH	52x120x22	13W	220/240V	50/60Hz	53€
9D025010CASTR	CASAMBI	43x190x30	10W	220/240V	50/60Hz	118€
9D025012TFTC	PHASE CUT	52x120x22	12W	220/240V	50/60Hz	53€

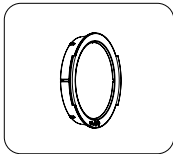
For 1h or 3h emergency version, please contact the factory.

DARK COMPACT FIX accessories



Elliptical filter

Lens which produces an elliptical beam dispersion. Direct effect is dependent on the primary beam selected.




Diffusing filter

Filter designed to attenuate and soften contrasts and cast shadows. To use where blurred rather than sharp edges are required.



Honeycomb

Honeycomb lens for roto-symmetrical optics, useful for avoiding any visual disturbances or radial luminance.

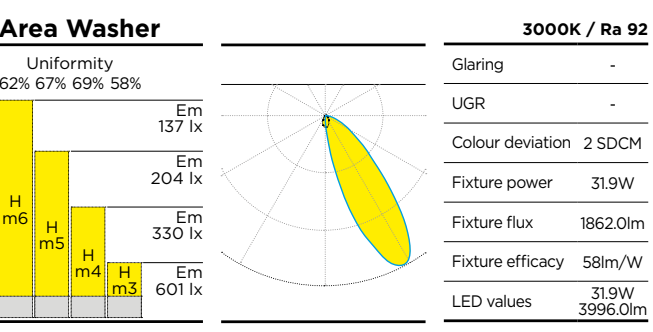
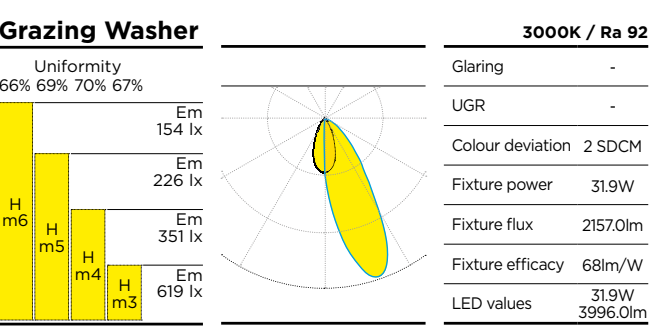
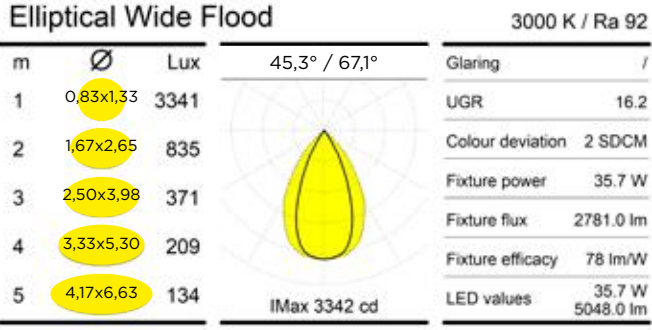
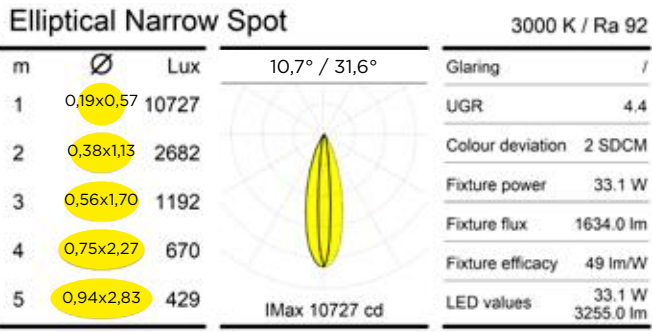
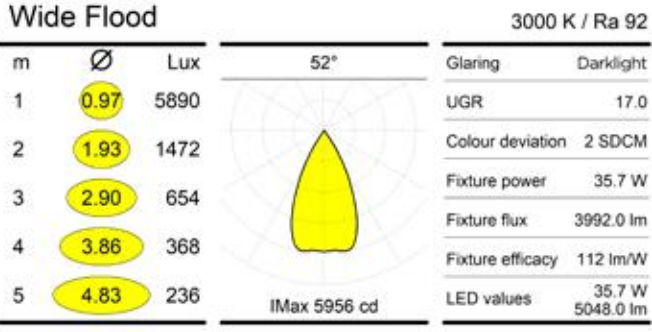
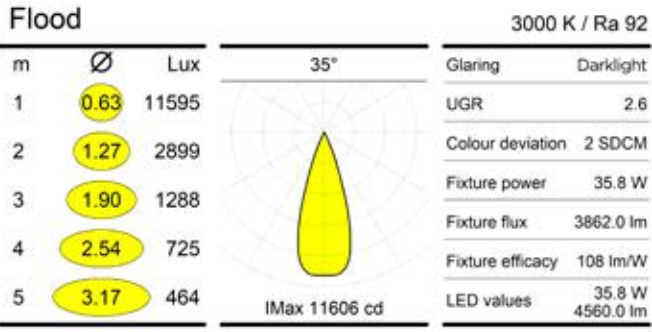
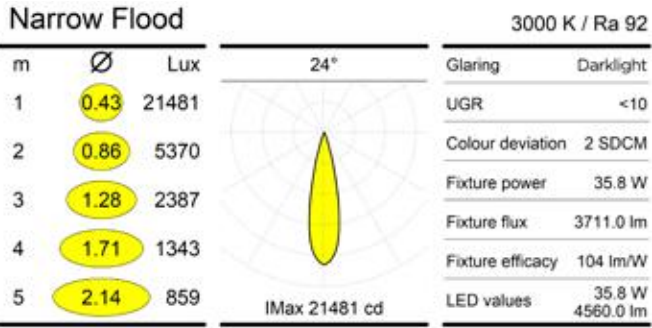
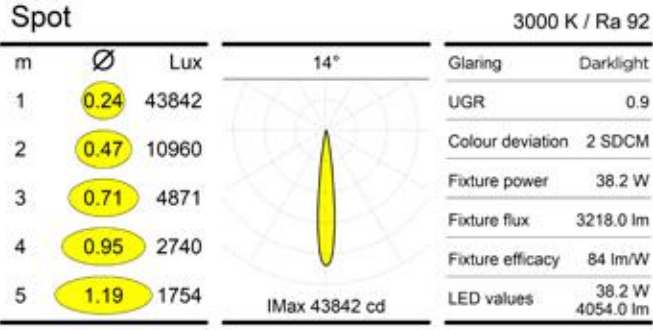
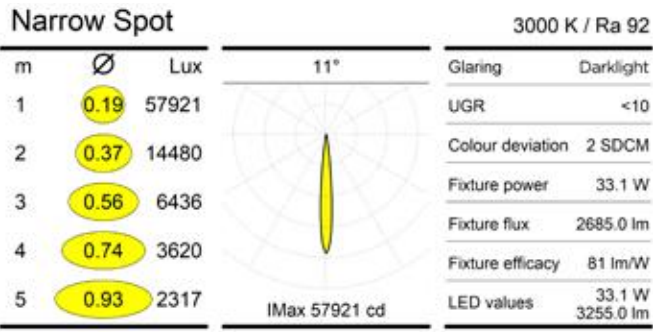


Recessed spotlight with a compact design dedicated to professional lighting design, designed to achieve maximum performance in the smallest size, equipped with the new Revo optical system, with 'Cross-Beam' technology, it allows extraordinary efficiency and precise beam projection in just 96mm diameter size.

The Dark family in all its versions stands out for its very high visual comfort and for the Lux / Watt ratio that it manages to deliver while maintaining retrospective illumination factors between wattage/power and dimensions.

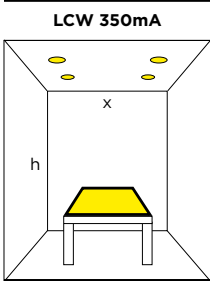
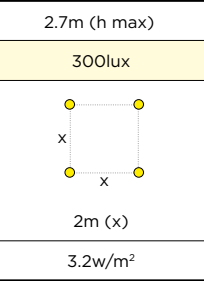
The new quick-installation trimless system speeds up and facilitates the integration of the product into the plasterboard thanks to a special 3mm-thick cross-linked ring nut that guarantees precision and cleanliness of the result.

Available in single square and round versions, it offers a wide range of symmetrical and asymmetrical optical options.



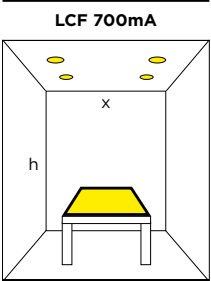
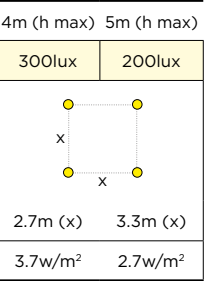
DARK MAX FIX

Wide Flood LOW CONTRAST



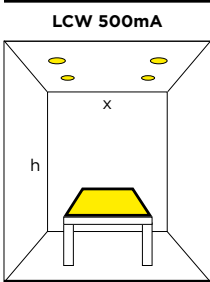
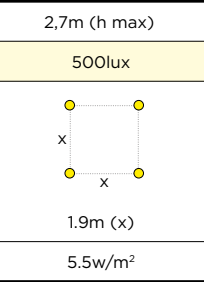
3000K / Ra 92	
Glaring	/
UGR	17.2
Colour deviation	2 SDCM
Fixture power	11.5W
Fixture flux	1295.0lm
Fixture efficacy	113lm/W
LED values	11.5W 1751.0lm

Flood LOW CONTRAST



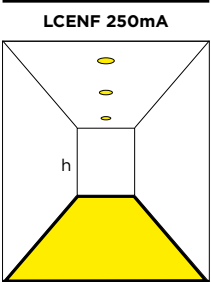
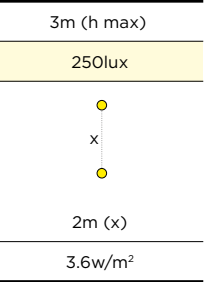
3000K / Ra 92	
Glaring	/
UGR	14.8
Colour deviation	2 SDCM
Fixture power	24.2W
Fixture flux	2461.0lm
Fixture efficacy	102lm/W
LED values	24.2W 3235.0lm

Wide Flood LOW CONTRAST



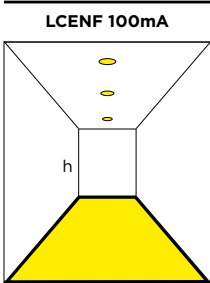
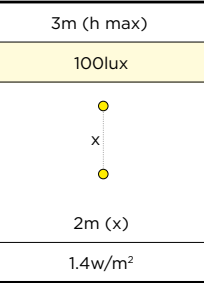
3000K / Ra 92	
Glaring	/
UGR	18.3
Colour deviation	2 SDCM
Fixture power	16.8W
Fixture flux	1783.0lm
Fixture efficacy	106lm/W
LED values	16.8W 2410.0lm

LOW CONTRAST EII. M 250mA



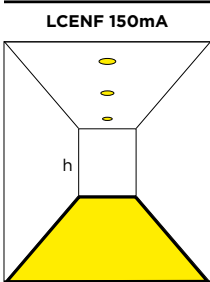
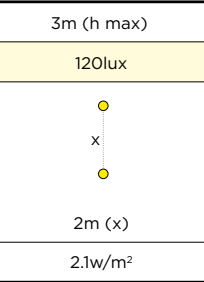
3000K / Ra 92	
Glaring	/
UGR	14.5
Colour deviation	2 SDCM
Fixture power	8.1W
Fixture flux	781.0lm
Fixture efficacy	96lm/W
LED values	8.1W 1272.0lm

LOW CONTRAST EII. M 100mA



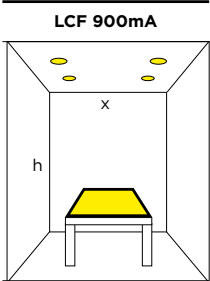
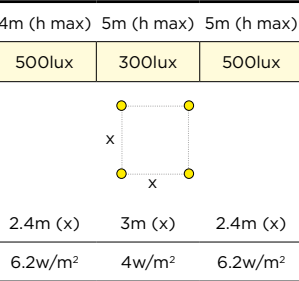
3000K / Ra 92	
Glaring	/
UGR	11.4
Colour deviation	2 SDCM
Fixture power	3.1W
Fixture flux	321.0lm
Fixture efficacy	104lm/W
LED values	3.1W 523.0lm

LOW CONTRAST EII. M 150mA



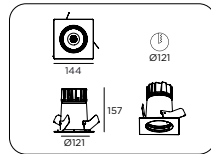
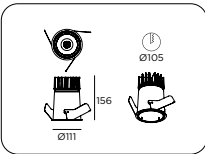
3000K / Ra 92	
Glaring	/
UGR	12.8
Colour deviation	2 SDCM
Fixture power	4.7W
Fixture flux	477.0lm
Fixture efficacy	101lm/W
LED values	4.7W 777.0lm

Flood LOW CONTRAST



3000K / Ra 92	
Glaring	/
UGR	15.5
Colour deviation	2 SDCM
Fixture power	31.9W
Fixture flux	3040.0lm
Fixture efficacy	95lm/W
LED values	31.9W 3996.0lm

DARK MAX FIX TRIM



130	DARK FIX MAX	0€
+		
Versions		
80	1X ROUND TRIM	185€
81	1X SQUARE TRIM	185€

+		
Control		
R	Remote driver	0€
+		
Finish		
W	Matt white txt	0€
B	Matt black txt	0€
9	Concrete grey	0€
L	Gold txt	0€
C	Copper txt	0€

+		
CRI-CCT		
22	CRI92 2700K	0€
23	CRI92 3000K	0€
27	CRI92 3500K	0€
24	CRI92 4000K	0€
82	CRI98 2700K	0€
83	CRI98 3000K	0€
87	CRI98 3500K	0€
84	CRI98 4000K	0€

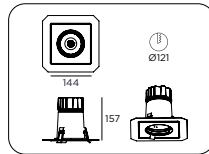
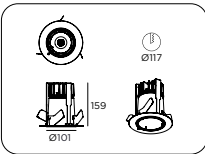
+		
Optic		
N	Narrow Spot 33,1W	0€
2	Elliptical Narrow Spot 33,1W	0€
S	Spot 38,2W	0€
M	Narrow Flood 35,8W	0€
F	Flood 35,8W	0€
W	Wide Flood 35,7W	0€
6	Elliptical Wide Flood 35,7W	0€
G	Grazing Washer 31,9W	65€
A	Area Washer 31,9W	65€
J	Low Contrast Flood max 31,9W	35€
K	Low Contrast Wide Flood max 16,8W	35€
H	Low Contrast Ell. Narrow Flood max 8,1W	35€

+		
Accessories		
N	No Accessories	0€
H	Honeycomb *	30€
D	Diffusing glass **	23€
E	Elliptical lens ***	23€

* not available On Optic 2,6,G,A,H
** not available On Optic 2,6,G,A,J,K,H
*** not available On Optic N,2,W,6,G,A,J,K,H

Independent accessories		
9G106	Elliptical filter	25€
9G107	Diffusing filter	25€
9G108	Honeycomb	35€

DARK MAX FIX TRIMLESS



130	DARK FIX MAX	0€
+		
Versions		
8A	1X ROUND TRIMLESS	200€
8B	1X SQUARE TRIMLESS	200€

+		
Control		
R	Remote driver	0€
+		
Finish		
W	Matt white txt	0€
B	Matt black txt	0€
9	Concrete grey	0€
L	Gold txt	0€
C	Copper txt	0€

+		
CRI-CCT		
22	CRI92 2700K	0€
23	CRI92 3000K	0€
27	CRI92 3500K	0€
24	CRI92 4000K	0€
82	CRI98 2700K	0€
83	CRI98 3000K	0€
87	CRI98 3500K	0€
84	CRI98 4000K	0€

+		
Optic		
N	Narrow Spot 33,1W	0€
2	Elliptical Narrow Spot 33,1W	0€
S	Spot 38,2W	0€
M	Narrow Flood 35,8W	0€
F	Flood 35,8W	0€
W	Wide Flood 35,7W	0€
6	Elliptical Wide Flood 35,7W	0€
G	Grazing Washer 31,9W	65€
A	Area Washer 31,9W	65€
J	Low Contrast Flood max 31,9W	35€
K	Low Contrast Wide Flood max 16,8W	35€
H	Low Contrast Ell. Narrow Flood max 8,1W	35€

+		
Accessories		
N	No Accessories	0€
H	Honeycomb *	30€
D	Diffusing glass **	23€
E	Elliptical lens ***	23€

* not available On Optic 2,6,G,A,H
** not available On Optic 2,6,G,A,J,K,H
*** not available On Optic N,2,W,6,G,A,J,K,H

Independent accessories		
9G106	Elliptical filter	25€
9G107	Diffusing filter	25€
9G108	Honeycomb	35€

DARK MAX FIX power supply

Single head power supply - optics N-2 (DC 900mA - Vf=36,8V)						
	Power	LxHxP	W	Voltage	Frequency	
9D090038TC	ON/OFF	44x147x22	38W	220/240V	50/60Hz	22€
9D090060DDTC	DALI	79x124x22	60W	220/240V	50/60Hz	78€
9D090060DDTC	1-10V	79x124x22	60W	220/240V	50/60Hz	78€
9D090060DDTC	PUSH	79x124x22	60W	220/240V	50/60Hz	78€
9D090047CASTC	CASAMBI	79x124x22	47W	220/240V	50/60Hz	141€
9D090040TFAC	PHASE CUT	52x166x25	40W	220/240V	50/60Hz	36€

Single head power supply - optics S (DC 1050mA - Vf=36,4V)						
	Power	LxHxP	W	Voltage	Frequency	
9D105050TC	ON/OFF	79x124x22	50W	220/240V	50/60Hz	63€
9D105060DDTC	DALI	79x124x22	60W	220/240V	50/60Hz	78€
9D105060DDTC	1-10V	79x124x22	60W	220/240V	50/60Hz	78€
9D105060DDTC	PUSH	79x124x22	60W	220/240V	50/60Hz	78€
9D105050CASTC	CASAMBI	79x124x22	50W	220/240V	50/60Hz	141€
9D105045TFTC	PHASE CUT	83x174x35	45W	220/240V	50/60Hz	80€

Single head power supply - optics M-F-W-6 (DC 1050mA - Vf=34,1V)						
	Power	LxHxP	W	Voltage	Frequency	
9D105040TC	ON/OFF	44x147x22	40W	220/240V	50/60Hz	22€
9D105060DDTC	DALI	79x124x22	60W	220/240V	50/60Hz	78€
9D105060DDTC	1-10V	79x124x22	60W	220/240V	50/60Hz	78€
9D105060DDTC	PUSH	79x124x22	60W	220/240V	50/60Hz	78€
9D105050CASTC	CASAMBI	79x124x22	50W	220/240V	50/60Hz	141€
9D105045TFTC	PHASE CUT	83x174x35	45W	220/240V	50/60Hz	80€

Single head power supply - optics A-G (DC 900mA - Vf=35,5V)						
	Power	LxHxP	W	Voltage	Frequency	
9D090038TC	ON/OFF	44x147x22	38W	220/240V	50/60Hz	22€
9D090060DDTC	DALI	79x124x22	60W	220/240V	50/60Hz	78€
9D090060DDTC	1-10V	79x124x22	60W	220/240V	50/60Hz	78€
9D090060DDTC	PUSH	79x124x22	60W	220/240V	50/60Hz	78€
9D090047CASTC	CASAMBI	79x124x22	47W	220/240V	50/60Hz	141€
9D090040TFAC	PHASE CUT	52x166x25	40W	220/240V	50/60Hz	36€

Single head power supply - optics J (DC 700mA - Vf=34,6V)						
	Power	LxHxP	W	Voltage	Frequency	
9D070031TC	ON/OFF	44x147x22	31W	220/240V	50/60Hz	22€
9D070020DDTC	DALI	52x120x22	20W	220/240V	50/60Hz	51€
9D070020DATC	1-10V	52x120x22	20W	220/240V	50/60Hz	53€
9D070020DATC	PUSH	52x120x22	20W	220/240V	50/60Hz	53€
9D070036CASTC	CASAMBI	44x147x30	36W	220/240V	50/60Hz	124€
9D070032TFTC	PHASE CUT	46x166x34	32W	220/240V	50/60Hz	65€

Single head power supply - optics J (DC 900mA - Vf=35,5V)						
	Power	LxHxP	W	Voltage	Frequency	
9D090038TC	ON/OFF	44x147x22	38W	220/240V	50/60Hz	22€
9D090060DDTC	DALI	79x124x22	60W	220/240V	50/60Hz	78€
9D090060DDTC	1-10V	79x124x22	60W	220/240V	50/60Hz	78€
9D090060DDTC	PUSH	79x124x22	60W	220/240V	50/60Hz	78€
9D090047CASTC	CASAMBI	79x124x22	47W	220/240V	50/60Hz	141€
9D090040TFAC	PHASE CUT	52x166x25	40W	220/240V	50/60Hz	36€

Single head power supply - optics K (DC 350mA - Vf=32,8V)						
	Power	LxHxP	W	Voltage	Frequency	
9D035014AL	ON/OFF	38x125x23	14W	220/240V	50/60Hz	37€
9D035017DDTC	DALI	52x120x22	17W	220/240V	50/60Hz	51€
9D035018DATC	1-10V	52x120x22	18W	220/240V	50/60Hz	53€
9D035018DATC	PUSH	52x120x22	18W	220/240V	50/60Hz	53€
9D035018CASTC	CASAMBI	44x147x30	18W	220/240V	50/60Hz	124€
9D035017TFTC	PHASE CUT	52x120x22	17W	220/240V	50/60Hz	53€

Single head power supply - optics K (DC 500mA - Vf=33,6V)						
	Power	LxHxP	W	Voltage	Frequency	
9D050019AL	ON/OFF	38x125x23	20W	220/240V	50/60Hz	37€
9D050020DDTC	DALI	52x120x22	20W	220/240V	50/60Hz	51€
9D050020DATC	1-10V	52x120x22	20W	220/240V	50/60Hz	53€
9D050020DATC	PUSH	52x120x22	20W	220/240V	50/60Hz	53€
9D050027CASTC	CASAMBI	44x147x30	27W	220/240V	50/60Hz	124€
9D050020TFTC	PHASE CUT	52x120x22	20W	220/240V	50/60Hz	53€

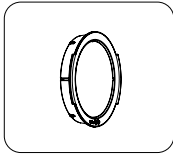
Single head power supply - optics H (DC 100mA - Vf=31,3V)						
	Power	LxHxP	W	Voltage	Frequency	
9D010010AL	ON/OFF	39x76x23	10W	220/240V	50/60Hz	20€
9D010005DDTC	DALI	52x120x22	5W	220/240V	50/60Hz	51€
9D010005DATC	1-10V	52x120x22	5W	220/240V	50/60Hz	53€
9D010005DATC	PUSH	52x120x22	5W	220/240V	50/60Hz	53€
9D010004TFLT	PHASE CUT	35x111x20	4W	220/240V	50/60Hz	72€

Single head power supply - optics H (DC 150mA - Vf=31,6V)						
	Power	LxHxP	W	Voltage	Frequency	
9D015010AL	ON/OFF	39x76x23	10W	220/240V	50/60Hz	20€
9D014007DDTC*	DALI	52x120x22	7W	220/240V	50/60Hz	51€
9D014007DATC*	1-10V	52x120x22	7W	220/240V	50/60Hz	53€
9D014007DATC*	PUSH	52x120x22	7W	220/240V	50/60Hz	53€
9D015006CASTR	CASAMBI	43x190x30	6W	220/240V	50/60Hz	118€
9D015007TFTC	PHASE CUT	46x166x34	7W	220/240V	50/60Hz	65€

Single head power supply - optics H (DC 250mA - Vf=32,2V)						
	Power	LxHxP	W	Voltage	Frequency	
9D025010AL	ON/OFF	39x76x23	10W	220/240V	50/60Hz	20€
9D025012DDTC	DALI	52x120x22	12W	220/240V	50/60Hz	51€
9D025012DATC	1-10V	67x103x22	13W	220/240V	50/60Hz	65€
9D025010CASTR	CASAMBI	43x190x30	10W	220/240V	50/60Hz	118€
9D025012TFTC	PHASE CUT	52x120x22	12W	220/240V	50/60Hz	53€

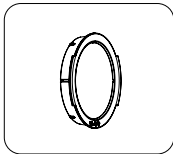
For 1h or 3h emergency version, please contact the factory.

DARK MAX FIX accessories



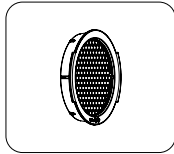
Elliptical filter

Lens which produces an elliptical beam dispersion. Direct effect is dependent on the primary beam selected.



Diffusing filter

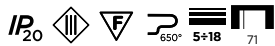
Filter designed to attenuate and soften contrasts and cast shadows. To use where blurred rather than sharp edges are required.



Honeycomb

Honeycomb lens for roto-symmetrical optics, useful for avoiding any visual disturbances or radial luminance.

DARK MINI TILT



Minimal and effective recessed adjustable projector for professional lighting, designed to achieve maximum performance in the smallest size, equipped with the new Revo optical system with 'Cross-Beam' technology, it allows extraordinary performances and precise beam projection.

The adjustable versions guarantee inclinations up to 35° without any deformation of the beam or decrease in lumen output.

Equipped with a unique 'anti-slot' system designed to avoid the visibility of the void space, allows us to achieve great aesthetic cleanliness and rigorous design in all directions. The Dark family in all its versions stands out for its very high visual comfort and for the Lux / Watt ratio that it manages to deliver while maintaining retrospective illumination factors between wattage/power and dimensions.

The new quick-installation trimless system speeds up and facilitates the integration of the product into the plasterboard thanks to a special 3mm-thick cross-linked ring nut that guarantees precision and cleanliness of the result.

Available in single and multiple square and round, linear or angular versions, it offers a very wide range of optical options, accessories, and multiple configurations.

Very Narrow Spot

			3000 K / Ra 92	
m	Ø	Lux	8°	Glaring / Darklight
1	0.14	6533		UGR 0.5
2	0.29	1633		Colour deviation 2 SDCM
3	0.43	726		Fixture power 3.0 W
4	0.58	408		Fixture flux 228.0 lm
5	0.72	261		Fixture efficacy 76 lm/W
			IMax 6533 cd	LED values 3.0 W 282.0 lm

Narrow Flood

			3000 K / Ra 92	
m	Ø	Lux	24°	Glaring / Darklight
1	0.42	1891		UGR 7.8
2	0.85	473		Colour deviation 2 SDCM
3	1.27	210		Fixture power 4.5 W
4	1.69	118		Fixture flux 381.0 lm
5	2.12	76		Fixture efficacy 85 lm/W
			IMax 1891 cd	LED values 4.5 W 510.0 lm

Narrow Spot

			3000 K / Ra 92	
m	Ø	Lux	13°	Glaring / Darklight
1	0.23	3672		UGR 1.9
2	0.47	918		Colour deviation 2 SDCM
3	0.70	408		Fixture power 3.9 W
4	0.93	230		Fixture flux 277.0 lm
5	1.17	147		Fixture efficacy 71 lm/W
			IMax 3672 cd	LED values 3.9 W 360.0 lm

Flood

			3000 K / Ra 92	
m	Ø	Lux	34°	Glaring / Darklight
1	0.60	1117		UGR 11.7
2	1.21	279		Colour deviation 2 SDCM
3	1.81	124		Fixture power 4.5 W
4	2.42	70		Fixture flux 391.0 lm
5	3.02	45		Fixture efficacy 87 lm/W
			IMax 1117 cd	LED values 4.5 W 510.0 lm

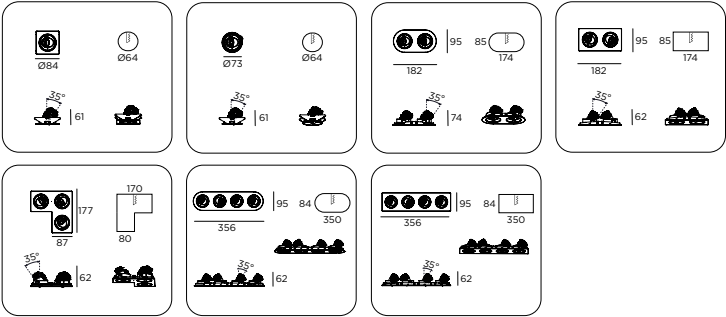
Spot

			3000 K / Ra 92	
m	Ø	Lux	17°	Glaring / Darklight
1	0.30	3232		UGR 4.4
2	0.61	808		Colour deviation 2 SDCM
3	0.91	359		Fixture power 4.5 W
4	1.21	202		Fixture flux 369.0 lm
5	1.52	129		Fixture efficacy 82 lm/W
			IMax 3232 cd	LED values 4.5 W 510.0 lm

Elliptical Narrow Spot

			3000 K / Ra 92	
m	Ø	Lux	54,5° / 15,3°	Glaring / Darklight
1	1,03x0,27	748		UGR 22.8
2	2,06x0,54	187		Colour deviation 2 SDCM
3	3,09x0,81	83		Fixture power 3.9 W
4	4,12x1,08	47		Fixture flux 234.0 lm
5	5,16x1,35	30		Fixture efficacy 60 lm/W
			IMax 748 cd	LED values 3.9 W 360.0 lm

DARK MINI TILT
TRIM



131 DARK TILT MINI 0€

Versions		
80	1X ROUND TRIM	130€
81	1X SQUARE TRIM	130€
82	2X ROUND TRIM	260€
83	2X SQUARE TRIM	260€
84	3XL SQUARE TRIM	385€
85	4X ROUND TRIM	510€
86	4X SQUARE TRIM	510€

Control		
R	Remote driver	0€

Finish		
W	Matt white txt	0€
B	Matt black txt	0€
9	Concrete grey	0€
L	Gold txt	0€
C	Copper txt	0€

CRI-CCT		
22	CRI92 2700K	0€
23	CRI92 3000K	0€
27	CRI92 3500K	0€
24	CRI92 4000K	0€
82	CRI98 2700K *	0€
83	CRI98 3000K *	0€
87	CRI98 3500K *	0€
84	CRI98 4000K *	0€

* Not available on optics V,N,2

Optic		
V	Very Narrow Spot 3W	0€
N	Narrow Spot 3,9W	0€
2	Elliptical Narrow Spot 3,9W	0€
S	Spot 4,5W	0€
M	Narrow Flood 4,5W	0€
F	Flood 4,5W	0€

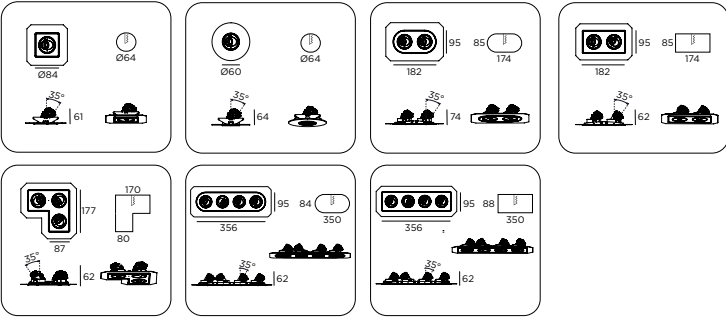
Accessories		
N	No Accessories	0€
H	Honeycomb **	8€
S	Snoot ***	15€
V	Visor ***	10€
E	Elliptical lens ***	15€

** Not available on optics 2
*** Not available on optics N,2

Factory fitted Accessories
are for single head versions only.
For multi-head versions, order
Accessories independently.

Independent accessories		
9G069	Visor	15€
9G070	Snoot	20€
9G071	Elliptical lens	20€
9G072	Honeycomb	10€

DARK MINI TILT
TRIMLESS



131 DARK TILT MINI 0€

Versions		
8A	1X ROUND TRIMLESS	145€
8B	1X SQUARE TRIMLESS	145€
8C	2X ROUND TRIMLESS	275€
8D	2X SQUARE TRIMLESS	275€
8E	3XL SQUARE TRIMLESS	400€
8F	4X ROUND TRIMLESS	525€
8G	4X SQUARE TRIMLESS	525€

Control		
R	Remote driver	0€

Finish		
W	Matt white txt	0€
B	Matt black txt	0€
9	Concrete grey	0€
L	Gold txt	0€
C	Copper txt	0€

CRI-CCT		
22	CRI92 2700K	0€
23	CRI92 3000K	0€
27	CRI92 3500K	0€
24	CRI92 4000K	0€
82	CRI98 2700K *	0€
83	CRI98 3000K *	0€
87	CRI98 3500K *	0€
84	CRI98 4000K *	0€

* Not available on optics V,N,2

Optic		
V	Very Narrow Spot 3W	0€
N	Narrow Spot 3,9W	0€
2	Elliptical Narrow Spot 3,9W	0€
S	Spot 4,5W	0€
M	Narrow Flood 4,5W	0€
F	Flood 4,5W	0€

Accessories		
N	No Accessories	0€
H	Honeycomb **	8€
S	Snoot ***	15€
V	Visor ***	10€
E	Elliptical lens ***	15€

** Not available on optics 2
*** Not available on optics N,2

Factory fitted Accessories
are for single head versions only.
For multi-head versions, order
Accessories independently.

Independent accessories		
9G069	Visor	15€
9G070	Snoot	20€
9G071	Elliptical lens	20€
9G072	Honeycomb	10€

DARK MINI TILT power supply

Single head power supply - optics V (DC 1050mA - Vf=3V)						
	Power	LxHxP	W	Voltage	Frequency	
9D105010AL	ON/OFF	39x76x23	10W	220/240V	50/60Hz	19€
9D105020DDEL	DALI	43x151x28	20W	220/240V	50/60Hz	70€
9D105020DAEL	1-10V	43x151x28	20W	220/240V	50/60Hz	60€
9D105020DDEL	PUSH	43x151x28	20W	220/240V	50/60Hz	70€
9D105060CASTC	CASAMBI	79x124x22	60W	220/240V	50/60Hz	141€
9D105045TFTC	PHASE CUT	83x174x35	45W	220/240V	50/60Hz	80€

Single head power supply - optics N-2 (DC 350mA - Vf=11,2V)

	Power	LxHxP	W	Voltage	Frequency	
9D035010AL	ON/OFF	39x76x23	10W	220/240V	50/60Hz	20€
9D035009DDAL	DALI	36x140x20	9W	220/240V	50/60Hz	44€
9D035004DALT	1-10V	30x135x20	4W	100/240V	50/60Hz	68€
9D035009DDAL	PUSH	36x140x20	9W	220/240V	50/60Hz	44€
9D035018CASTC	CASAMBI	44x147x30	18W	220/240V	50/60Hz	124€
9D035017TFTC	PHASE CUT	52x120x22	17W	220/240V	50/60Hz	53€

Single head power supply - optics S-M-F (DC 500mA - Vf=9V)

	Power	LxHxP	W	Voltage	Frequency	
9D050010AL	ON/OFF	39x76x23	10W	220/240V	50/60Hz	20€
9D050010DDAL	DALI	36x140x20	10W	220/240V	50/60Hz	44€
9D050006DALT	1-10V	30x135x20	6W	100/240V	50/60Hz	68€
9D050010DDAL	PUSH	36x140x20	10W	220/240V	50/60Hz	44€
9D050035CASTC	CASAMBI	79x124x22	35W	220/240V	50/60Hz	141€
9D050020TFTC	PHASE CUT	52x120x22	20W	220/240V	50/60Hz	53€

Power supply for double head - optics V (DC 1050mA - Vf=6V)						
	Power	LxHxP	W	Voltage	Frequency	
9D105010AL	ON/OFF	39x76x23	10W	220/240V	50/60Hz	19€
9D105020DDEL	DALI	43x151x28	20W	220/240V	50/60Hz	70€
9D105020DAEL	1-10V	43x151x28	20W	220/240V	50/60Hz	60€
9D105020DDEL	PUSH	43x151x28	20W	220/240V	50/60Hz	70€
9D105060CASTC	CASAMBI	79x124x22	60W	220/240V	50/60Hz	141€
9D105045TFTC	PHASE CUT	83x174x35	45W	220/240V	50/60Hz	80€

Power supply for double head - optics N-2 (DC 350mA - Vf=22,4V)

	Power	LxHxP	W	Voltage	Frequency	
9D035010AL	ON/OFF	39x76x23	10W	220/240V	50/60Hz	20€
9D035017DDTC	DALI	52x120x22	17W	220/240V	50/60Hz	51€
9D035018DATC	1-10V	52x120x22	18W	220/240V	50/60Hz	53€
9D035018DATC	PUSH	52x120x22	18W	220/240V	50/60Hz	53€
9D035018CASTC	CASAMBI	44x147x30	18W	220/240V	50/60Hz	124€
9D035017TFTC	PHASE CUT	52x120x22	17W	220/240V	50/60Hz	53€

For 1h or 3h emergency version, please contact the factory.

Power supply for double head - optics S-M-F (DC 500mA - Vf=18V)

	Power	LxHxP	W	Voltage	Frequency	
9D050010AL	ON/OFF	39x76x23	10W	220/240V	50/60Hz	20€
9D050020DDTC	DALI	52x120x22	20W	220/240V	50/60Hz	51€
9D050020DATC	1-10V	52x120x22	20W	220/240V	50/60Hz	53€
9D050020DATC	PUSH	52x120x22	20W	220/240V	50/60Hz	53€
9D050027CASTC	CASAMBI	44x147x30	27W	220/240V	50/60Hz	124€
9D050020TFTC	PHASE CUT	52x120x22	20W	220/240V	50/60Hz	53€

For 1h or 3h emergency version, please contact the factory.

Power supply for triple head - optics V (DC 1050mA - Vf=9V)						
	Power	LxHxP	W	Voltage	Frequency	
9D105010AL	ON/OFF	39x76x23	10W	220/240V	50/60Hz	19€
9D105020DDEL	DALI	43x151x28	20W	220/240V	50/60Hz	70€
9D105020DAEL	1-10V	43x151x28	20W	220/240V	50/60Hz	60€
9D105020DDEL	PUSH	43x151x28	20W	220/240V	50/60Hz	70€
9D105060CASTC	CASAMBI	79x124x22	60W	220/240V	50/60Hz	141€
9D105045TFTC	PHASE CUT	83x174x35	45W	220/240V	50/60Hz	80€

Power supply for triple head - optics N-2 (DC 350mA - Vf=33,6V)

	Power	LxHxP	W	Voltage	Frequency	
9D035014AL	ON/OFF	38x125x23	14W	220/240V	50/60Hz	37€
9D035017DDTC	DALI	52x120x22	17W	220/240V	50/60Hz	51€
9D035018DATC	1-10V	52x120x22	18W	220/240V	50/60Hz	53€
9D035018DATC	PUSH	52x120x22	18W	220/240V	50/60Hz	53€
9D035018CASTC	CASAMBI	44x147x30	18W	220/240V	50/60Hz	124€
9D035017TFTC	PHASE CUT	52x120x22	17W	220/240V	50/60Hz	53€

For 1h or 3h emergency version, please contact the factory.

Power supply for triple head - optics S-M-F (DC 500mA - Vf=27V)

	Power	LxHxP	W	Voltage	Frequency	
9D050019AL	ON/OFF	38x125x23	20W	220/240V	50/60Hz	37€
9D050020DDTC	DALI	52x120x22	20W	220/240V	50/60Hz	51€
9D050020DATC	1-10V	52x120x22	20W	220/240V	50/60Hz	53€
9D050020DATC	PUSH	52x120x22	20W	220/240V	50/60Hz	53€
9D050027CASTC	CASAMBI	44x147x30	27W	220/240V	50/60Hz	124€
9D050020TFTC	PHASE CUT	52x120x22	20W	220/240V	50/60Hz	53€

For 1h or 3h emergency version, please contact the factory.

Power supply for quadruple head - optics V (DC 1050mA - Vf=12V)						
	Power	LxHxP	W	Voltage	Frequency	
9D105022TC	ON/OFF	38x130x28	22W	220/240V	50/60Hz	23€
9D105020DDEL	DALI	43x151x28	20W	220/240V	50/60Hz	70€
9D105020DAEL	1-10V	43x151x28	20W	220/240V	50/60Hz	60€
9D105020DDEL	PUSH	43x151x28	20W	220/240V	50/60Hz	70€
9D105060CASTC	CASAMBI	79x124x22	60W	220/240V	50/60Hz	141€
9D105045TFTC	PHASE CUT	83x174x35	45W	220/240V	50/60Hz	80€

For 1h or 3h emergency version, please contact the factory.

Power supply for quadruple head - optics N-2 (DC 350mA - Vf=44,8V)

	Power	LxHxP	W	Voltage	Frequency	
9D035019TC	ON/OFF	52x120x22	19W	220/240V	50/60Hz	28€
9D035017DDTC	DALI	52x120x22	17W	220/240V	50/60Hz	51€
9D035018DATC	1-10V	52x120x22	18W	220/240V	50/60Hz	53€
9D035018DATC	PUSH	52x120x22	18W	220/240V	50/60Hz	53€
9D035018CASTC	CASAMBI	44x147x30	18W	220/240V	50/60Hz	124€
9D035017TFTC	PHASE CUT	52x120x22	17W	220/240V	50/60Hz	53€

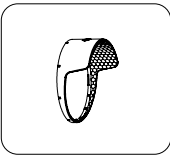
For 1h or 3h emergency version, please contact the factory.

Power supply for quadruple head - optics S-M-F (DC 500mA - Vf=36V)

	Power	LxHxP	W	Voltage	Frequency	
9D050019AL	ON/OFF	38x125x23	20W	220/240V	50/60Hz	37€
9D050020DDTC	DALI	52x120x22	20W	220/240V	50/60Hz	51€
9D050020DATC	1-10V	52x120x22	20W	220/240V	50/60Hz	53€
9D050020DATC	PUSH	52x120x22	20W	220/240V	50/60Hz	53€
9D050027CASTC	CASAMBI	44x147x30	27W	220/240V	50/60Hz	124€
9D050020TFTC	PHASE CUT	52x120x22	20W	220/240V	50/60Hz	53€

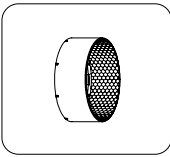
For 1h or 3h emergency version, please contact the factory.

DARK MINI TILT accessories



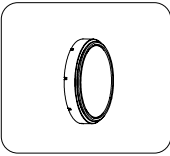
Visor

Partial rotatable glare control, necessary to shield any directional glare.



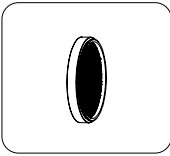
Snoot

Omnidirectional glare reducer, necessary to shield any radial disturbances



Elliptical lens

Rotatable lens to obtain the elliptical deformation of the beam, amplitude and variable characteristics depending on the chosen optical combination.



Honeycomb

Honeycomb lens, necessary to shield any radial disturbances.

DARK SMALL TILT



Very small and effective recessed adjustable projector for professional lighting, designed to achieve maximum performance in the smallest size, equipped with the new Revo optical system with 'Cross-Beam' technology, it allows extraordinary performances and precise beam projection.

The adjustable versions guarantee inclinations up to 35° without any deformation of the beam or decrease in lumen output.

Equipped with a unique 'anti-slot' system designed to avoid the visibility of the void space, allows us to achieve great aesthetic cleanliness and rigorous design in all directions.

The Dark family in all its versions stands out for its very high visual comfort and for the Lux / Watt ratio that it manages to deliver while maintaining retrospective illumination factors between wattage/power and dimensions.

The new quick-installation trimless system speeds up and facilitates the integration of the product into the plasterboard thanks to a special 3mm-thick cross-linked ring nut that guarantees precision and cleanliness of the result.

Available in single and multiple square and round, linear or angular versions, it offers a very wide range of optical options, accessories, and multiple configurations.

Very Narrow Spot

			3000 K / Ra 92			
m	Ø	Lux	7°	Glaring	Darklight	
1	0.12	9362		UGR	1.8	
2	0.24	2340		Colour deviation	2 SDCM	
3	0.36	1040		Fixture power	3.0 W	
4	0.47	585		Fixture flux	232.0 lm	
5	0.59	374		Fixture efficacy	77 lm/W	
			IMax 9362 cd	LED values	3.0 W	
					282.0 lm	

Narrow Spot

			3000 K / Ra 92			
m	Ø	Lux	11°	Glaring	/	
1	0.19	9536		UGR	4.7	
2	0.38	2384		Colour deviation	2 SDCM	
3	0.57	1060		Fixture power	8.2 W	
4	0.76	596		Fixture flux	492.0 lm	
5	0.96	381		Fixture efficacy	60 lm/W	
			IMax 9536 cd	LED values	8.2 W	
					632.0 lm	

Spot

			3000 K / Ra 92			
m	Ø	Lux	17°	Glaring	/	
1	0.29	6871		UGR	6.5	
2	0.59	1718		Colour deviation	2 SDCM	
3	0.88	763		Fixture power	9.2 W	
4	1.18	429		Fixture flux	709.0 lm	
5	1.47	275		Fixture efficacy	77 lm/W	
			IMax 6871 cd	LED values	9.2 W	
					950.0 lm	

Narrow Flood

			3000 K / Ra 92			
m	Ø	Lux	24°	Glaring	/	
1	0.42	4486		UGR	2.4	
2	0.83	1121		Colour deviation	2 SDCM	
3	1.25	498		Fixture power	9.2 W	
4	1.67	280		Fixture flux	787.0 lm	
5	2.08	179		Fixture efficacy	86 lm/W	
			IMax 4486 cd	LED values	9.2 W	
					950.0 lm	

Flood

			3000 K / Ra 92			
m	Ø	Lux	36°	Glaring	/	
1	0.66	2132		UGR	9.8	
2	1.32	533		Colour deviation	2 SDCM	
3	1.97	237		Fixture power	9.2 W	
4	2.63	133		Fixture flux	797.0 lm	
5	3.29	85		Fixture efficacy	87 lm/W	
			IMax 2132 cd	LED values	9.2 W	
					950.0 lm	

Wide Flood

			3000 K / Ra 92			
m	Ø	Lux	47°	Glaring	/	
1	0.87	1262		UGR	16.0	
2	1.74	316		Colour deviation	2 SDCM	
3	2.60	140		Fixture power	9.2 W	
4	3.47	79		Fixture flux	729.0 lm	
5	4.34	50		Fixture efficacy	79 lm/W	
			IMax 1262 cd	LED values	9.2 W	
					950.0 lm	

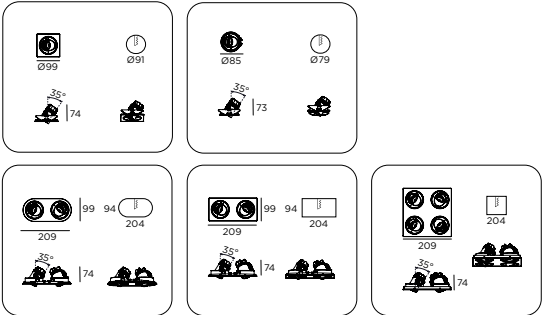
Elliptical Narrow Spot

			3000 K / Ra 92			
m	Ø	Lux	53,9° / 12,0°	Glaring	/	
1	1,02x0,21	1607		UGR	22.1	
2	2,03x0,42	402		Colour deviation	2 SDCM	
3	3,05x0,63	179		Fixture power	8.2 W	
4	4,07x0,84	100		Fixture flux	413.0 lm	
5	5,08x1,05	64		Fixture efficacy	50 lm/W	
			IMax 1607 cd	LED values	8.2 W	
					632.0 lm	

Elliptical Wide Flood

			3000 K / Ra 92			
m	Ø	Lux	42,3° / 72,0°	Glaring	/	
1	0,77x1,45	685		UGR	17.4	
2	1,55x2,01	171		Colour deviation	2 SDCM	
3	2,32x4,36	76		Fixture power	9.2 W	
4	3,09x5,81	43		Fixture flux	614.0 lm	
5	3,86x7,27	27		Fixture efficacy	67 lm/W	
			IMax 685 cd	LED values	9.2 W	
					950.0 lm	

DARK SMALL TILT
TRIM



132	DARK TILT SMALL	0€
+		
Versions		
80	1X ROUND TRIM	150€
81	1X SQUARE TRIM	150€
82	2X ROUND TRIM	295€
83	2X SQUARE TRIM	295€
87	2X2 SQUARE TRIM	570€
+		
Control		
R	Remote driver	0€
+		
Finish		
W	Matt white txt	0€
B	Matt black txt	0€
9	Concrete grey	0€
L	Gold txt	0€
C	Copper txt	0€
+		
CRI-CCT		
22	CRI92 2700K	0€
23	CRI92 3000K	0€
27	CRI92 3500K	0€
24	CRI92 4000K	0€
82	CRI98 2700K *	0€
83	CRI98 3000K *	0€
87	CRI98 3500K *	0€
84	CRI98 4000K *	0€
* Not available on optics V,N,2		
+		
Optic		
V	Very Narrow Spot 3W	0€
N	Narrow Spot 8,2W	0€
2	Elliptical Narrow Spot 8,2W	0€
S	Spot 9,2W	0€
M	Narrow Flood 9,2W	0€
F	Flood 9,2W	0€
W	Wide Flood 9,2W	0€
6	Elliptical Wide Flood 9,2W	0€

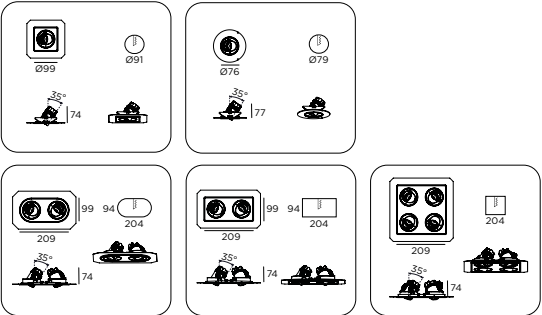
Accessories		
N	No Accessories	0€
H	Honeycomb **	8€
S	Snoot ***	15€
V	Visor ***	10€
E	Elliptical lens ***	15€

** Not available on optics 2,6
*** Not available on optics N,2,W,6

Factory fitted Accessories
are for single head versions only.
For multi-head versions, order
Accessories independently.

Independent accessories		
9G073	Visor	25€
9G074	Snoot	35€
9G075	Elliptical lens	25€
9G076	Honeycomb	12€

DARK SMALL TILT
TRIMLESS



132	DARK TILT SMALL	0€
+		
Versions		
8A	1X ROUND TRIMLESS	165€
8B	1X SQUARE TRIMLESS	165€
8C	2X ROUND TRIMLESS	310€
8D	2X SQUARE TRIMLESS	310€
8H	2X2 SQUARE TRIMLESS	585€
+		
Control		
R	Remote driver	0€
+		
Finish		
W	Matt white txt	0€
B	Matt black txt	0€
9	Concrete grey	0€
L	Gold txt	0€
C	Copper txt	0€
+		
CRI-CCT		
22	CRI92 2700K	0€
23	CRI92 3000K	0€
27	CRI92 3500K	0€
24	CRI92 4000K	0€
82	CRI98 2700K *	0€
83	CRI98 3000K *	0€
87	CRI98 3500K *	0€
84	CRI98 4000K *	0€
* Not available on optics V,N,2		
+		
Optic		
V	Very Narrow Spot 3W	0€
N	Narrow Spot 8,2W	0€
2	Elliptical Narrow Spot 8,2W	0€
S	Spot 9,2W	0€
M	Narrow Flood 9,2W	0€
F	Flood 9,2W	0€
W	Wide Flood 9,2W	0€
6	Elliptical Wide Flood 9,2W	0€

Accessories		
N	No Accessories	0€
H	Honeycomb **	8€
S	Snoot ***	15€
V	Visor ***	10€
E	Elliptical lens ***	15€

** Not available on optics 2,6
*** Not available on optics N,2,W,6

Factory fitted Accessories
are for single head versions only.
For multi-head versions, order
Accessories independently.

Independent accessories		
9G073	Visor	25€
9G074	Snoot	35€
9G075	Elliptical lens	25€
9G076	Honeycomb	12€

DARK SMALL TILT power supply

Single head power supply - optics V (DC 1050mA - Vf=3V)						
	Power	LxHxP	W	Voltage	Frequency	
9D105010AL	ON/OFF	39x76x23	10W	220/240V	50/60Hz	19€
9D105020DDEL	DALI	43x151x28	20W	220/240V	50/60Hz	70€
9D105020DAEL	1-10V	43x151x28	20W	220/240V	50/60Hz	60€
9D105020DDEL	PUSH	43x151x28	20W	220/240V	50/60Hz	70€
9D105060CASTC	CASAMBI	79x124x22	60W	220/240V	50/60Hz	141€
9D105045TFTC	PHASE CUT	83x174x35	45W	220/240V	50/60Hz	80€

Single head power supply N-2 (DC 700mA - Vf=11,7V)

	Power	LxHxP	W	Voltage	Frequency	
9D070009AL	ON/OFF	39x76x23	9W	220/240V	50/60Hz	20€
9D070020DDTC	DALI	52x120x22	20W	220/240V	50/60Hz	51€
9D070020DATC	1-10V	52x120x22	20W	220/240V	50/60Hz	53€
9D070020DATC	PUSH	52x120x22	20W	220/240V	50/60Hz	53€
9D070036CASTC	CASAMBI	44x147x30	36W	220/240V	50/60Hz	124€
9D070020TFTC	PHASE CUT	52x120x22	20W	220/240V	50/60Hz	53€

For 1h or 3h emergency version, please contact the factory.

Single head power supply - optics S-M-F-W-6 (DC 500mA - Vf=18,4V)

	Power	LxHxP	W	Voltage	Frequency	
9D050010AL	ON/OFF	39x76x23	10W	220/240V	50/60Hz	20€
9D050020DDTC	DALI	52x120x22	20W	220/240V	50/60Hz	51€
9D050020DATC	1-10V	52x120x22	20W	220/240V	50/60Hz	53€
9D050020DATC	PUSH	52x120x22	20W	220/240V	50/60Hz	53€
9D050027CASTC	CASAMBI	44x147x30	27W	220/240V	50/60Hz	124€
9D050020TFTC	PHASE CUT	52x120x22	20W	220/240V	50/60Hz	53€

For 1h or 3h emergency version, please contact the factory.

Power supply for double head - optics V (DC 1050mA - Vf=6V)

	Power	LxHxP	W	Voltage	Frequency	
9D105010AL	ON/OFF	39x76x23	10W	220/240V	50/60Hz	19€
9D105020DDEL	DALI	43x151x28	20W	220/240V	50/60Hz	70€
9D105020DAEL	1-10V	43x151x28	20W	220/240V	50/60Hz	60€
9D105020DDEL	PUSH	43x151x28	20W	220/240V	50/60Hz	70€
9D105060CASTC	CASAMBI	79x124x22	60W	220/240V	50/60Hz	141€
9D105045TFTC	PHASE CUT	83x174x35	45W	220/240V	50/60Hz	80€

Power supply testa doppia N-2 (DC 700mA - Vf=23,4V)

	Power	LxHxP	W	Voltage	Frequency	
9D070019AL	ON/OFF	38x125x23	19W	220/240V	50/60Hz	37€
9D070020DDTC	DALI	52x120x22	20W	220/240V	50/60Hz	51€
9D070020DATC	1-10V	52x120x22	20W	220/240V	50/60Hz	53€
9D070020DATC	PUSH	52x120x22	20W	220/240V	50/60Hz	53€
9D070036CASTC	CASAMBI	44x147x30	36W	220/240V	50/60Hz	124€
9D070020TFTC	PHASE CUT	52x120x22	20W	220/240V	50/60Hz	53€

For 1h or 3h emergency version, please contact the factory.

Power supply for double head - optics S-M-F-W-6 (DC 500mA - Vf=36,8V)						
	Power	LxHxP	W	Voltage	Frequency	
9D050019AL	ON/OFF	38x125x23	20W	220/240V	50/60Hz	37€
9D050020DDTC	DALI	52x120x22	20W	220/240V	50/60Hz	51€
9D050020DATC	1-10V	52x120x22	20W	220/240V	50/60Hz	53€
9D050020DATC	PUSH	52x120x22	20W	220/240V	50/60Hz	53€
9D050027CASTC	CASAMBI	44x147x30	27W	220/240V	50/60Hz	124€
9D050020TFTC	PHASE CUT	52x120x22	20W	220/240V	50/60Hz	53€

For 1h or 3h emergency version, please contact the factory.

Power supply for quadruple head - optics V (DC 1050mA - Vf=12V)

	Power	LxHxP	W	Voltage	Frequency	
9D105022TC	ON/OFF	38x130x28	22W	220/240V	50/60Hz	23€
9D105020DDEL	DALI	43x151x28	20W	220/240V	50/60Hz	70€
9D105020DAEL	1-10V	43x151x28	20W	220/240V	50/60Hz	60€
9D105020DDEL	PUSH	43x151x28	20W	220/240V	50/60Hz	70€
9D105060CASTC	CASAMBI	79x124x22	60W	220/240V	50/60Hz	141€
9D105045TFTC	PHASE CUT	83x174x35	45W	220/240V	50/60Hz	80€

For 1h or 3h emergency version, please contact the factory.

Power supply for quadruple head N-2 (DC 700mA - Vf=46,8V)

	Power	LxHxP	W	Voltage	Frequency	
9D070050TC	ON/OFF	79x124x22	50W	220/240V	50/60Hz	63€
9D070050DDTC	DALI	79x124x22	50W	220/240V	50/60Hz	78€
9D070050DDTC	1-10V	79x124x22	50W	220/240V	50/60Hz	78€
9D070050DDTC	PUSH	79x124x22	50W	220/240V	50/60Hz	78€
9D070050CASTC	CASAMBI	79x124x22	50W	220/240V	50/60Hz	141€
9D070040TFMW	PHASE CUT	60x143x32	39W	220/240V	50/60Hz	75€


For 1h or 3h emergency version, please contact the factory.

Power supply for quadruple head - optics S-M-F-W-6 (DC 500mA - Vf=73,6V)

	Power	LxHxP	W	Voltage	Frequency	
9D050042MW	ON/OFF	82x124x23	42W	220/240V	50/60Hz	76€
9D050042DDMW	DALI	82x124x23	42W	220/240V	50/60Hz	87€
9D050056DDTC	1-10V	79x124x22	56W	220/240V	50/60Hz	82€
9D050042DDMW	PUSH	82x124x23	42W	220/240V	50/60Hz	87€
9D050042CASMW	CASAMBI	82x124x23	42W	220/240V	50/60Hz	234€
9D050040TFMW	PHASE CUT	60x143x32	40W	220/240V	50/60Hz	75€


For 1h or 3h emergency version, please contact the factory.

DARK SMALL TILT accessories




Visor

Partial rotatable glare control, necessary to shield any directional glare.




Elliptical lens

Rotatable lens to obtain the elliptical deformation of the beam, amplitude and variable characteristics depending on the chosen optical combination.



Snoot

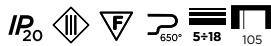
Omnidirectional glare reducer, necessary to shield any radial disturbances



Honeycomb

Honeycomb lens, necessary to shield any radial disturbances.

DARK MEDIUM TILT



Recessed adjustable spotlight, extremely compact for professional lighting, designed to achieve maximum performance in the smallest size, equipped with the new Revo optical system with 'Cross-Beam' technology, it allows extraordinary performances and precise beam projection.

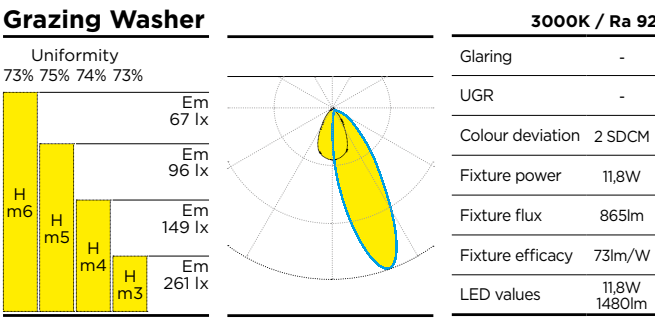
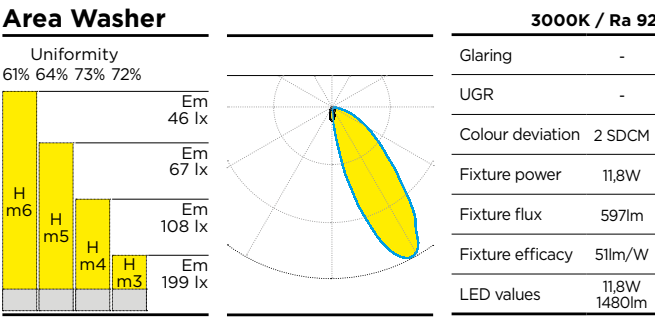
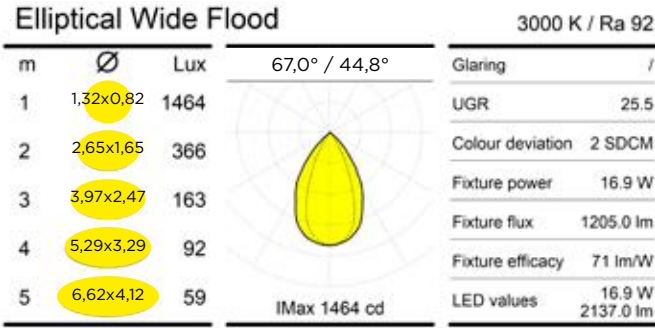
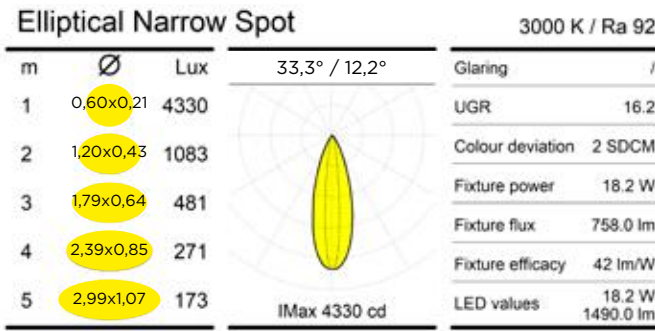
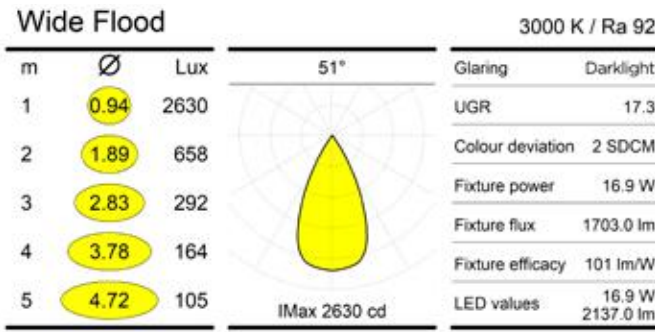
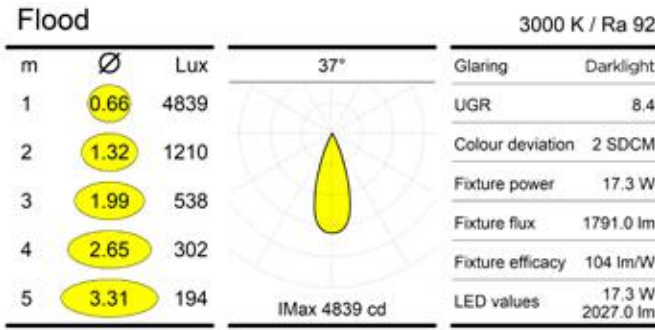
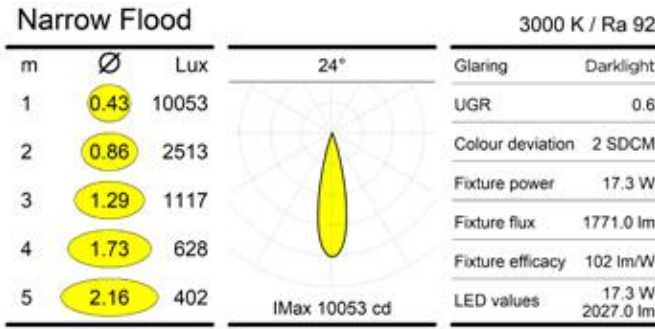
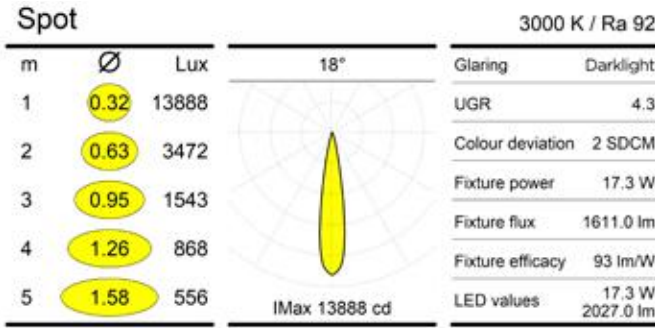
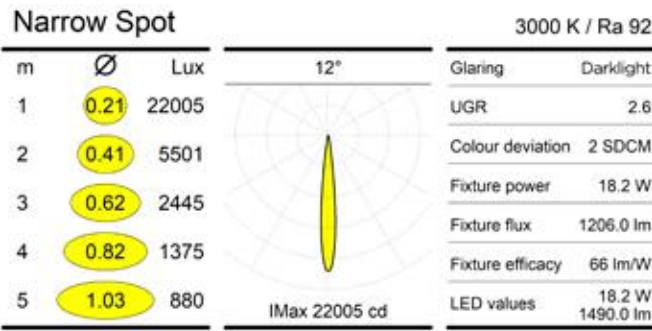
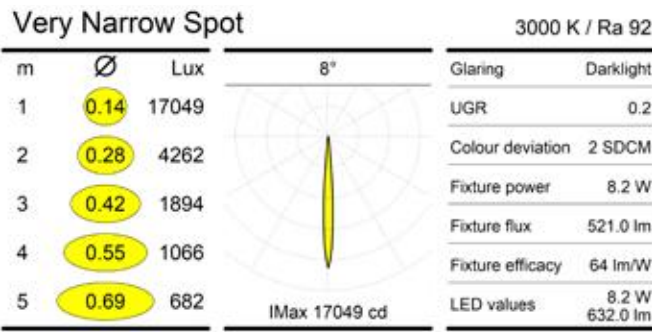
The adjustable versions guarantee inclinations up to 35 ° without any deformation of the beam or decrease in lumen output.

Equipped with a unique 'anti-slot' system designed to avoid the visibility of the void space, allows us to achieve great aesthetic cleanliness and rigorous design in all directions.

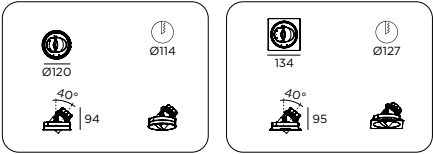
The Dark family in all its versions stands out for its very high visual comfort and for the Lux / Watt ratio that it manages to deliver while maintaining retrospective illumination factors between wattage/power and dimensions.

The new quick-installation trimless system speeds up and facilitates the integration of the product into the plasterboard thanks to a special 3mm-thick cross-linked ring nut that guarantees precision and cleanliness of the result.

Available in single square and round, linear or angular versions, it offers a very wide range of optical options, accessories, and multiple configurations.



DARK MEDIUM TILT
TRIM



133	DARK TILT MEDIUM	0€
+		
Versions		
80	1X ROUND TRIM	185€
81	1X SQUARE TRIM	185€
+		
Control		
R	Remote driver	0€
+		
Finish		
W	Matt white txt	0€
B	Matt black txt	0€
9	Concrete grey	0€
L	Gold txt	0€
C	Copper txt	0€
+		
CRI-CCT		
22	CRI92 2700K	0€
23	CRI92 3000K	0€
27	CRI92 3500K	0€
24	CRI92 4000K	0€
82	CRI98 2700K *	0€
83	CRI98 3000K *	0€
87	CRI98 3500K *	0€
84	CRI98 4000K *	0€
* Not available on optics V		

+		
Optic		
V	Very Narrow Spot 8,2W	0€
N	Narrow Spot 18,2W	0€
2	Elliptical Narrow Spot 18,2W	0€
S	Spot 17,3W	0€
M	Narrow Flood 17,3W	0€
F	Flood 17,3W	0€
W	Wide Flood 16,9W	0€
6	Elliptical Wide Flood 16,9W	0€
G	Grazing Washer 11,8W	65€
A	Area Washer 11,8W	65€

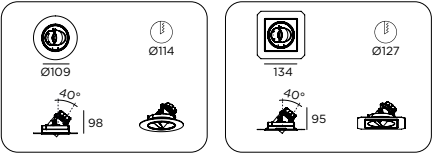
Accessories		
N	No Accessories	0€
V	Visor **	40€
H	Honeycomb ***	40€
D	Diffusing glass ***	40€
S	Snoot ***	40€
HD	Honeycomb + Diffusing glass ***	55€
HE	Honeycomb + elliptical lens	55€
HS	Honeycomb + snoot ***	55€
HV	Honeycomb + visor ***	55€
DS	Diffusing glass + snoot ***	55€
DV	Diffusing glass + visor ***	55€
HDS	Honeycomb + diffusing glass + snoot ***	70€
HDV	Honeycomb + diffusing glass + visor ***	70€
E	Elliptical lens ****	40€
ES	Elliptical lens + snoot ****	55€
EV	Elliptical lens + visor ****	55€
HES	Honeycomb + elliptical lens + snoot ****	70€
HEV	Honeycomb + elliptical lens + visor ****	70€

** Not available on optics G,A
*** Not available on optics 2,6,G,A
**** Not available on optics N,2,W,6,G,A

Independent accessories		
9G085	Primary ring	22€
+		
9G079	Visor	20€
9G080	Snoot	23€
9G082	Elliptical lens	28€
9G083	Diffusing glass	23€
9G084	Honeycomb	23€

Each accessory or accessory group requires only one primary ferrule for installation on the optical compartment. Always necessary for mounting one or more accessories on top of each othe.

DARK MEDIUM TILT
TRIMLESS



133	DARK TILT MEDIUM	0€
+		
Versions		
8A	1X ROUND TRIMLESS	200€
8B	1X SQUARE TRIMLESS	200€
+		
Control		
R	Remote driver	0€
+		
Finish		
W	Matt white txt	0€
B	Matt black txt	0€
9	Concrete grey	0€
L	Gold txt	0€
C	Copper txt	0€
+		
CRI-CCT		
22	CRI92 2700K	0€
23	CRI92 3000K	0€
27	CRI92 3500K	0€
24	CRI92 4000K	0€
82	CRI98 2700K *	0€
83	CRI98 3000K *	0€
87	CRI98 3500K *	0€
84	CRI98 4000K *	0€
* Not available on optics V		

+		
Optic		
V	Very Narrow Spot 8,2W	0€
N	Narrow Spot 18,2W	0€
2	Elliptical Narrow Spot 18,2W	0€
S	Spot 17,3W	0€
M	Narrow Flood 17,3W	0€
F	Flood 17,3W	0€
W	Wide Flood 16,9W	0€
6	Elliptical Wide Flood 16,9W	0€
G	Grazing Washer 11,8W	65€
A	Area Washer 11,8W	65€

Accessories		
N	No Accessories	0€
V	Visor **	40€
H	Honeycomb ***	40€
D	Diffusing glass ***	40€
S	Snoot ***	40€
HD	Honeycomb + Diffusing glass ***	55€
HE	Honeycomb + elliptical lens	55€
HS	Honeycomb + snoot ***	55€
HV	Honeycomb + visor ***	55€
DS	Diffusing glass + snoot ***	55€
DV	Diffusing glass + visor ***	55€
HDS	Honeycomb + diffusing glass + snoot ***	70€
HDV	Honeycomb + diffusing glass + visor ***	70€
E	Elliptical lens ****	40€
ES	Elliptical lens + snoot ****	55€
EV	Elliptical lens + visor ****	55€
HES	Honeycomb + elliptical lens + snoot ****	70€
HEV	Honeycomb + elliptical lens + visor ****	70€

** Not available on optics G,A
*** Not available on optics 2,6,G,A
**** Not available on optics N,2,W,6,G,A

Independent accessories		
9G085	Primary ring	22€
+		
9G079	Visor	20€
9G080	Snoot	23€
9G082	Elliptical lens	28€
9G083	Diffusing glass	23€
9G084	Honeycomb	23€

Each accessory or accessory group requires only one primary ferrule for installation on the optical compartment. Always necessary for mounting one or more accessories on top of each othe.

DARK MEDIUM TILT power supply

Single head power supply - optics V (DC 700mA - Vf=11,7V)

	Power	LxHxP	W	Voltage	Frequency	
9D070009AL	ON/OFF	39x76x23	9W	220/240V	50/60Hz	20€
9D070020DDTC	DALI	52x120x22	20W	220/240V	50/60Hz	51€
9D070020DATC	1-10V	52x120x22	20W	220/240V	50/60Hz	53€
9D070020DATC	PUSH	52x120x22	20W	220/240V	50/60Hz	53€
9D070036CASTC	CASAMBI	44x147x30	36W	220/240V	50/60Hz	124€
9D070020TFTC	PHASE CUT	52x120x22	20W	220/240V	50/60Hz	53€

For 1h or 3h emergency version, please contact the factory.

Single head power supply N-2 (DC 900mA - Vf=20,2V)

	Power	LxHxP	W	Voltage	Frequency	
9D090038TC	ON/OFF	44x147x22	38W	220/240V	50/60Hz	22€
9D090038DDTC	DALI	44x147x30	38W	220/240V	50/60Hz	59€
9D090020DATC	1-10V	52x120x22	20W	220/240V	50/60Hz	53€
9D090038DDTC	PUSH	44x147x30	38W	220/240V	50/60Hz	59€
9D090038CASTC	CASAMBI	44x147x30	38W	220/240V	50/60Hz	124€
9D090020TFTC	PHASE CUT	52x120x22	20W	220/240V	50/60Hz	53€

For 1h or 3h emergency version, please contact the factory.

Single head power supply - optics S-M-F-W-6 (DC 500mA - Vf=34,6V for optics S-M-F; DC 500mA -Vf=33,9 for optics W-6)

	Power	LxHxP	W	Voltage	Frequency	
9D050019AL	ON/OFF	38x125x23	20W	220/240V	50/60Hz	37€
9D050020DDTC	DALI	52x120x22	20W	220/240V	50/60Hz	51€
9D050020DATC	1-10V	52x120x22	20W	220/240V	50/60Hz	53€
9D050020DATC	PUSH	52x120x22	20W	220/240V	50/60Hz	53€
9D050027CASTC	CASAMBI	44x147x30	27W	220/240V	50/60Hz	124€
9D050020TFTC	PHASE CUT	52x120x22	20W	220/240V	50/60Hz	53€


For 1h or 3h emergency version, please contact the factory.

Single head power supply A-G (DC 350mA - Vf=33,6V)

	Power	LxHxP	W	Voltage	Frequency	
9D035014AL	ON/OFF	38x125x23	14W	220/240V	50/60Hz	37€
9D035017DDTC	DALI	52x120x22	17W	220/240V	50/60Hz	51€
9D035018DATC	1-10V	52x120x22	18W	220/240V	50/60Hz	53€
9D035018DATC	PUSH	52x120x22	18W	220/240V	50/60Hz	53€
9D035018CASTC	CASAMBI	44x147x30	18W	220/240V	50/60Hz	124€
9D035017TFTC	PHASE CUT	52x120x22	17W	220/240V	50/60Hz	53€


For 1h or 3h emergency version, please contact the factory.

DARK MEDIUM TILT accessories




Visor

Partial rotatable glare control, necessary to shield any directional glare.
Each accessory or group of accessories requires only one primary ring nut for installation on the optical compartment.




Snoot

Omnidirectional glare reducer, necessary to shield any radial disturbances.
Each accessory or group of accessories requires only one primary ring nut for installation on the optical compartment.




Elliptical lens

Rotatable lens to obtain the elliptical deformation of the beam, amplitude and variable characteristics depending on the chosen optical combination.
Each accessory or group of accessories requires only one primary ring nut for installation on the optical compartment.




Honeycomb

Honeycomb lens, necessary to shield any radial disturbances.
Each accessory or group of accessories requires only one primary ring nut for installation on the optical compartment.



Primary ring

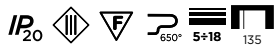
Primary ring that allows the housing of any accessory, to be fixed on the front of the standard ring.
A primary ring is always necessary for fixing one or more overlapping accessories.



Diffusing glass

Specific lens to obtain further visual diffusion.
Each accessory or group of accessories requires only one primary ring nut for installation on the optical compartment.

DARK COMPACT TILT



Adjustable recessed spotlight with a compact design dedicated to professional lighting projects, designed to achieve maximum performance in the smallest size, equipped with the new Revo optical system with 'Cross-Beam' technology, it allows extraordinary efficiency and precise beam projection.

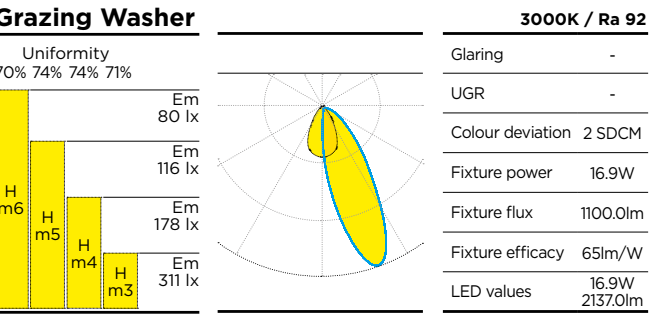
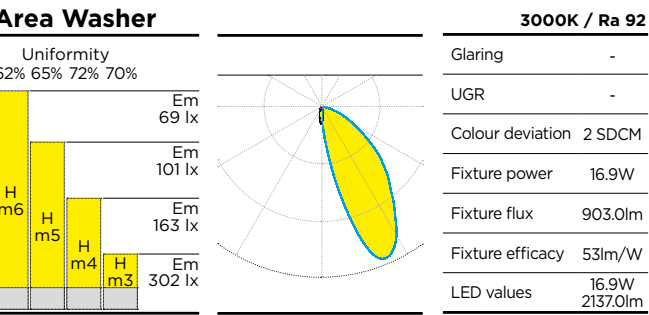
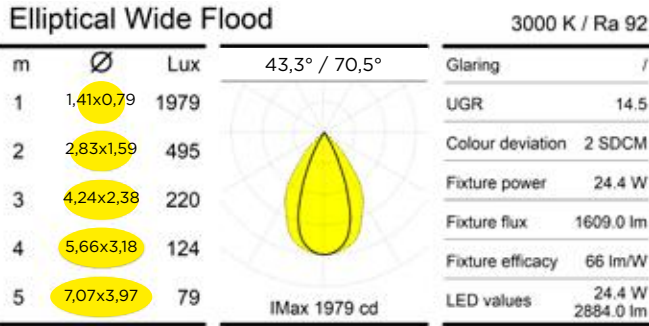
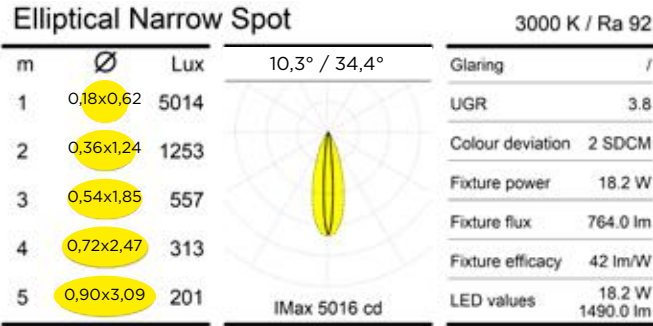
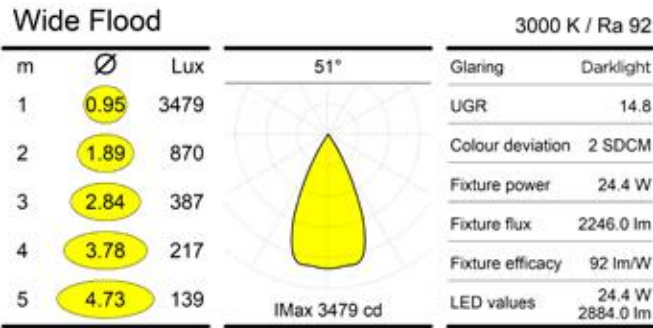
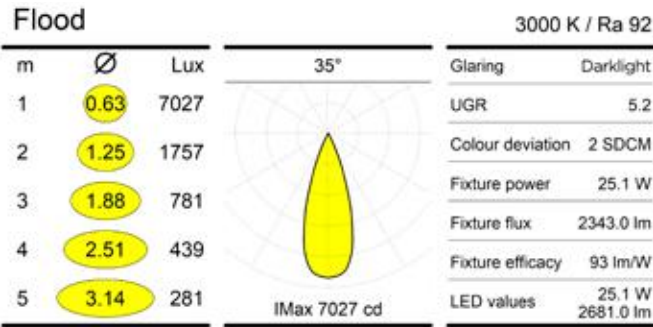
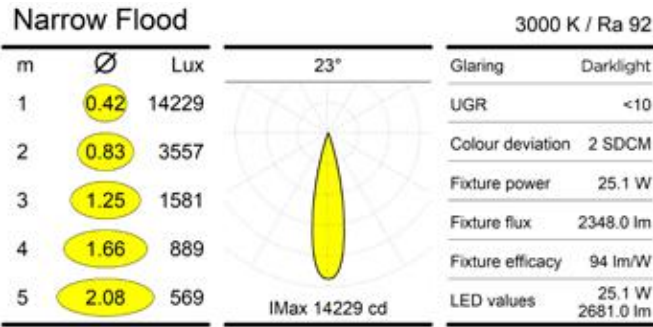
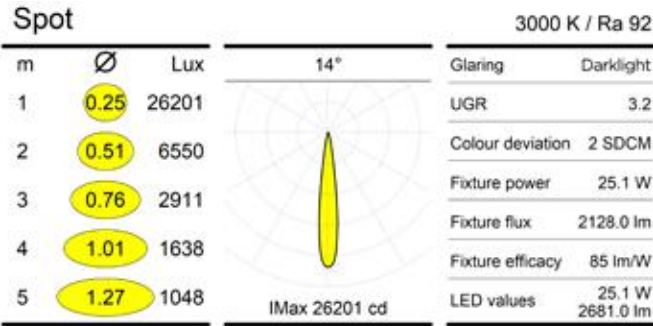
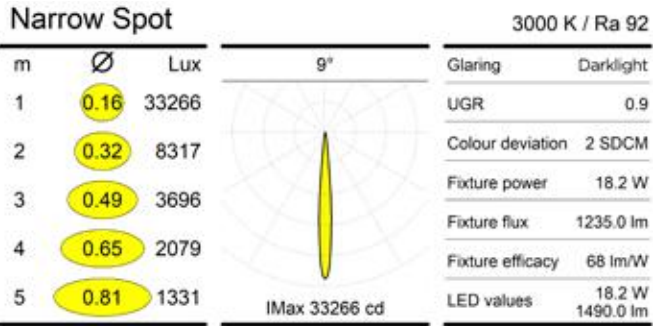
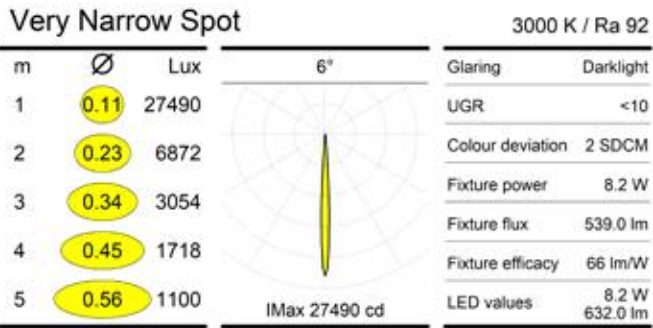
The adjustable versions guarantee inclinations up to 40 ° without any deformation of the beam or decrease in lumen output.

Equipped with a unique 'anti-slot' system designed to avoid the visibility of the void space, allows us to achieve great aesthetic cleanliness and rigorous design in all directions.

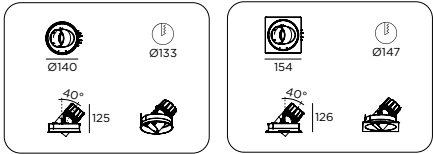
The Dark family in all its versions stands out for its very high visual comfort and for the Lux / Watt ratio that it manages to deliver while maintaining retrospective illumination factors between wattage/power and dimensions.

The new quick-installation trimless system speeds up and facilitates the integration of the product into the plasterboard thanks to a special 3mm-thick cross-linked ring nut that guarantees precision and cleanliness of the result.

Available in single square and round, linear or angular versions, it offers a very wide range of optical options, accessories, and multiple configurations.



DARK COMPACT TILT
TRIM



134	DARK TILT COMPACT	0€
-----	-------------------	----

+		
Versions		
80	1X ROUND TRIM	240€
81	1X SQUARE TRIM	240€

+		
Control		
R	Remote driver	0€

+		
Finish		
W	Matt white txt	0€
B	Matt black txt	0€
9	Concrete grey	0€
L	Gold txt	0€
C	Copper txt	0€

+		
CRI-CCT		
22	CRI92 2700K	0€
23	CRI92 3000K	0€
27	CRI92 3500K	0€
24	CRI92 4000K	0€
82	CRI98 2700K *	0€
83	CRI98 3000K *	0€
87	CRI98 3500K *	0€
84	CRI98 4000K *	0€

* Not available on optics V

+		
Optic		
V	Very Narrow Spot 8,2W	0€
N	Narrow Spot 8,2W	0€
2	Elliptical Narrow Spot 18,2W	0€
S	Spot 25,1W	0€
M	Narrow Flood 25,1W	0€
F	Flood 25,1W	0€
W	Wide Flood 24,4W	0€
6	Elliptical Wide Flood 24,4W	0€
G	Grazing Washer 16,9W	65€
A	Area Washer 16,9W	65€

+		
---	--	--

Accessories		
N	No Accessories	0€
H	Honeycomb ***	45€
D	Diffusing glass ***	45€
E	Elliptical lens ****	45€
S	Snoot ***	45€
V	Visor **	45€
HD	Honeycomb + Diffusing glass ***	65€

HE	Honeycomb + elliptical lens	65€
HS	Honeycomb + snoot ***	65€
HV	Honeycomb + visor ***	65€
DS	Diffusing glass + snoot ***	65€

DV	Diffusing glass + visor ***	65€
----	-----------------------------	-----

ES	Elliptical lens + snoot ****	65€
EV	Elliptical lens + visor ****	65€
HDS	Honeycomb + diffusing glass + snoot ***	85€

HDV	Honeycomb + diffusing glass + visor ***	85€
-----	---	-----

HES	Honeycomb + elliptical lens + snoot ****	85€
-----	--	-----

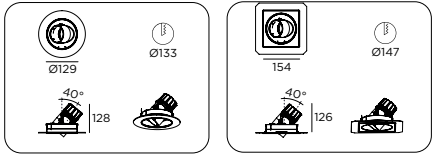
HEV	Honeycomb + elliptical lens + visor ****	85€
-----	--	-----

** Not available on optics G,A
*** Not available on optics 2,6,G,A
**** Not available on optics N,2,W,6,G,A

Independent accessories		
9G092	Primary ring	25€
+		
9G086	Visor	23€
9G087	Snoot	28€
9G089	Elliptical lens	35€
9G090	Diffusing glass	30€
9G091	Honeycomb	28€

Each accessory or accessory group requires only one primary ferrule for installation on the optical compartment. Always necessary for mounting one or more accessories on top of each othe.

DARK COMPACT TILT
TRIMLESS



134	DARK TILT COMPACT	0€
-----	-------------------	----

+		
Versions		
8A	1X ROUND TRIMLESS	255€
8B	1X SQUARE TRIMLESS	255€

+		
Control		
R	Remote driver	0€

+		
Finish		
W	Matt white txt	0€
B	Matt black txt	0€
9	Concrete grey	0€
L	Gold txt	0€
C	Copper txt	0€

+		
CRI-CCT		
22	CRI92 2700K	0€
23	CRI92 3000K	0€
27	CRI92 3500K	0€
24	CRI92 4000K	0€
82	CRI98 2700K *	0€
83	CRI98 3000K *	0€
87	CRI98 3500K *	0€
84	CRI98 4000K *	0€

* Not available on optics V

+		
Optic		
V	Very Narrow Spot 8,2W	0€
N	Narrow Spot 18,2W	0€
2	Elliptical Narrow Spot 18,2W	0€
S	Spot 25,1W	0€
M	Narrow Flood 25,1W	0€
F	Flood 25,1W	0€
W	Wide Flood 24,4W	0€
6	Elliptical Wide Flood 24,4W	0€
G	Grazing Washer 16,9W	65€
A	Area Washer 16,9W	65€

+		
---	--	--

Accessories		
N	No Accessories	0€
H	Honeycomb ***	45€
D	Diffusing glass ***	45€
E	Elliptical lens ****	45€
S	Snoot ***	45€
V	Visor **	45€
HD	Honeycomb + Diffusing glass ***	65€

HE	Honeycomb + elliptical lens	65€
HS	Honeycomb + snoot ***	65€
HV	Honeycomb + visor ***	65€
DS	Diffusing glass + snoot ***	65€

DV	Diffusing glass + visor ***	65€
----	-----------------------------	-----

ES	Elliptical lens + snoot ****	65€
EV	Elliptical lens + visor ****	65€
HDS	Honeycomb + diffusing glass + snoot ***	85€

HDV	Honeycomb + diffusing glass + visor ***	85€
-----	---	-----

HES	Honeycomb + elliptical lens + snoot ****	85€
-----	--	-----

HEV	Honeycomb + elliptical lens + visor ****	85€
-----	--	-----

** Not available on optics G,A
*** Not available on optics 2,6,G,A
**** Not available on optics N,2,W,6,G,A

Independent accessories		
9G092	Primary ring	25€
+		
9G086	Visor	23€
9G087	Snoot	28€
9G089	Elliptical lens	35€
9G090	Diffusing glass	30€
9G091	Honeycomb	28€

Each accessory or accessory group requires only one primary ferrule for installation on the optical compartment. Always necessary for mounting one or more accessories on top of each othe.

DARK COMPACT TILT power supply

Single head power supply - optics V (DC 700mA - Vf=11,7V)						
	Power	LxHxP	W	Voltage	Frequency	
9D070009AL	ON/OFF	39x76x23	9W	220/240V	50/60Hz	20€
9D070020DDTC	DALI	52x120x22	20W	220/240V	50/60Hz	51€
9D070020DATC	1-10V	52x120x22	20W	220/240V	50/60Hz	53€
9D070020DATC	PUSH	52x120x22	20W	220/240V	50/60Hz	53€
9D070036CASTC	CASAMBI	44x147x30	36W	220/240V	50/60Hz	124€
9D070020TFTC	PHASE CUT	52x120x22	20W	220/240V	50/60Hz	53€

For 1h or 3h emergency version, please contact the factory.

Single head power supply N-2 (DC 900mA - Vf=20,2V)						
	Power	LxHxP	W	Voltage	Frequency	
9D090038TC	ON/OFF	44x147x22	38W	220/240V	50/60Hz	22€
9D090038DDTC	DALI	44x147x30	38W	220/240V	50/60Hz	59€
9D090020DATC	1-10V	52x120x22	20W	220/240V	50/60Hz	53€
9D090038DDTC	PUSH	44x147x30	38W	220/240V	50/60Hz	59€
9D090038CASTC	CASAMBI	44x147x30	38W	220/240V	50/60Hz	124€
9D090020TFTC	PHASE CUT	52x120x22	20W	220/240V	50/60Hz	53€

For 1h or 3h emergency version, please contact the factory.







Single head power supply - optics S-M-F-W-6 (DC 700mA - Vf=35,8V for optics S-M-F; DC 700mA -Vf=34,9 for optics W-6)						
	Power	LxHxP	W	Voltage	Frequency	
9D070031TC	ON/OFF	44x147x22	31W	220/240V	50/60Hz	22€
9D070038DDTC	DALI	44x147x30	38W	220/240V	50/60Hz	59€
9D070032DATC	1-10V	67x103x22	32W	220/240V	50/60Hz	65€
9D070032DATC	PUSH	67x103x22	32W	220/240V	50/60Hz	65€
9D070036CASTC	CASAMBI	44x147x30	36W	220/240V	50/60Hz	124€
9D070032TFTC	PHASE CUT	46x166x34	32W	220/240V	50/60Hz	65€


For 1h or 3h emergency version, please contact the factory.

Single head power supply A-G (DC 500mA - Vf=33,9V)						
	Power	LxHxP	W	Voltage	Frequency	
9D050019AL	ON/OFF	38x125x23	20W	220/240V	50/60Hz	37€
9D050020DDTC	DALI	52x120x22	20W	220/240V	50/60Hz	51€
9D050020DATC	1-10V	52x120x22	20W	220/240V	50/60Hz	53€
9D050020DATC	PUSH	52x120x22	20W	220/240V	50/60Hz	53€
9D050027CASTC	CASAMBI	44x147x30	27W	220/240V	50/60Hz	124€
9D050020TFTC	PHASE CUT	52x120x22	20W	220/240V	50/60Hz	53€

For 1h or 3h emergency version, please contact the factory.

DARK COMPACT TILT accessories

	Visor Partial rotatable glare control, necessary to shield any directional glare. Each accessory or group of accessories requires only one primary ring nut for installation on the optical compartment.		Snoot Omnidirectional glare reducer, necessary to shield any radial disturbances. Each accessory or group of accessories requires only one primary ring nut for installation on the optical compartment.
	Elliptical lens Rotatable lens to obtain the elliptical deformation of the beam, amplitude and variable characteristics depending on the chosen optical combination. Each accessory or group of accessories requires only one primary ring nut for installation on the optical compartment.		Honeycomb Honeycomb lens, necessary to shield any radial disturbances. Each accessory or group of accessories requires only one primary ring nut for installation on the optical compartment.
	Primary ring Primary ring that allows the housing of any accessory, to be fixed on the front of the standard ring. <i>A primary ring is always necessary for fixing one or more overlapping accessories.</i>		Diffusing glass Specific lens to obtain further visual diffusion. Each accessory or group of accessories requires only one primary ring nut for installation on the optical compartment.



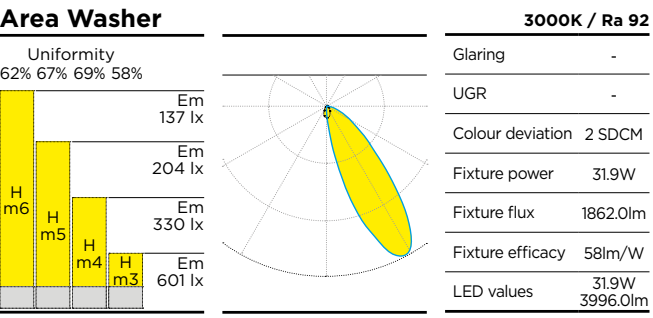
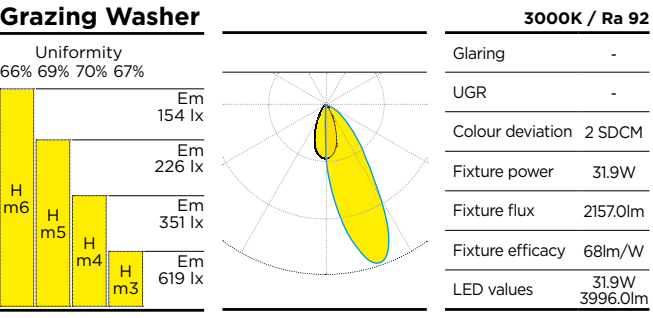
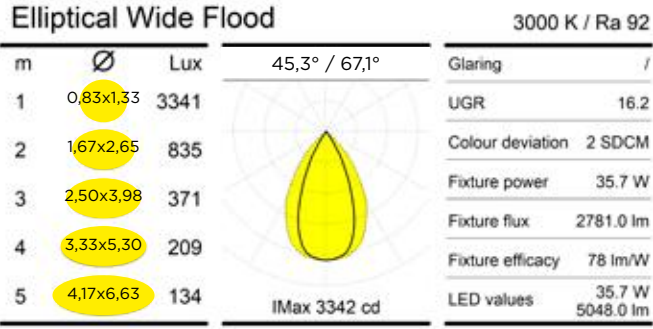
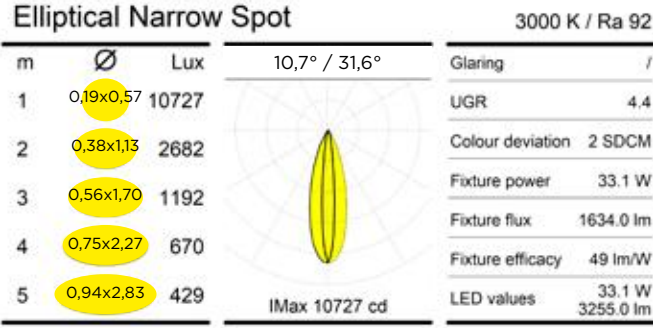
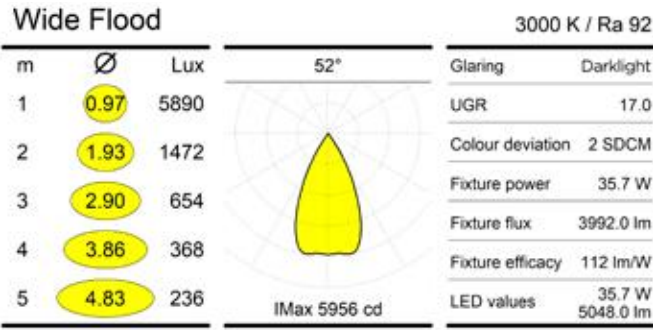
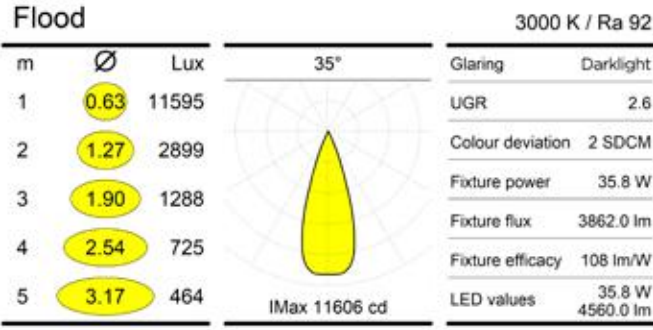
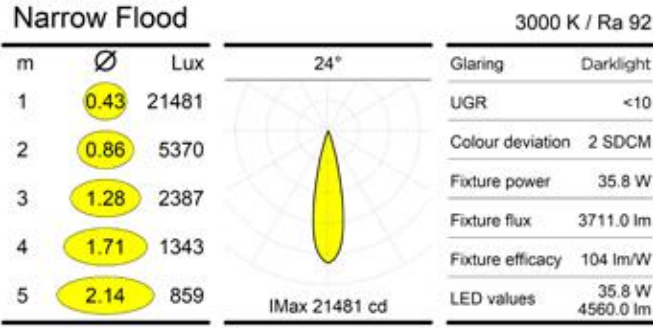
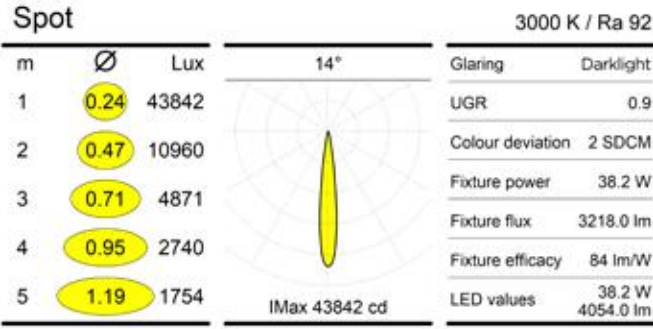
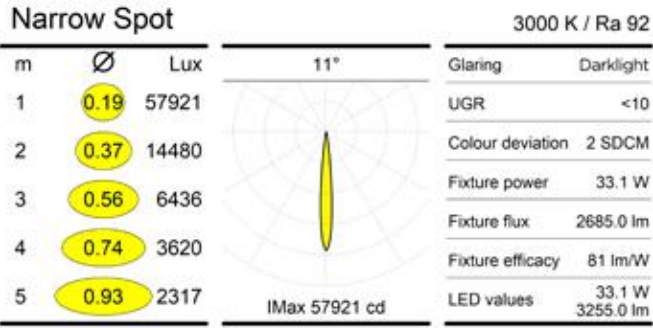
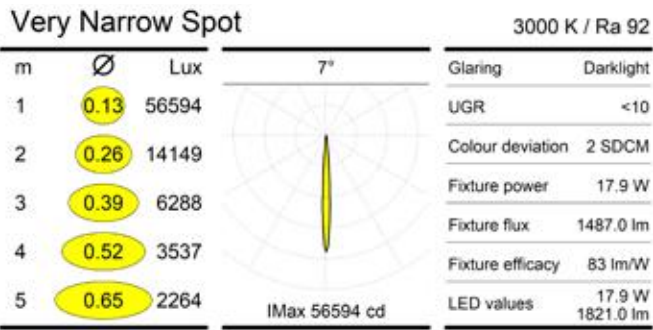
Adjustable recessed spotlight with a compact design dedicated to professional lighting projects, designed to achieve maximum performance in the smallest size, equipped with the new Revo optical system with 'Cross-Beam' technology, it allows extraordinary efficiency and precise beam projection.

Equipped with a unique 'anti-slot' system designed to avoid the visibility of the void space, allows us to achieve great aesthetic cleanliness and rigorous design in all directions.

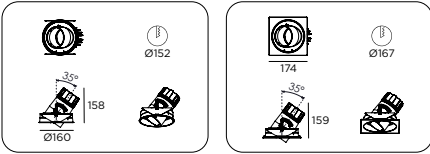
The Dark family in all its versions stands out for its very high visual comfort and for the Lux / Watt ratio that it manages to deliver while maintaining retrospective illumination factors between wattage/power and dimensions.

The new quick-installation trimless system speeds up and facilitates the integration of the product into the plasterboard thanks to a special 3mm-thick cross-linked ring nut that guarantees precision and cleanliness of the result.

Available in single square and round, linear or angular versions, it offers a very wide range of optical options, accessories, and multiple configurations.



DARK MAX TILT
TRIM



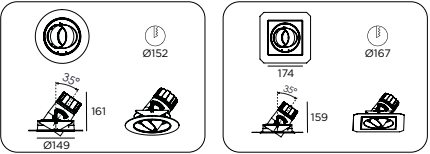
135	DARK TILT MAX	0€
+		
Versions		
80	1X ROUND TRIM	285€
81	1X SQUARE TRIM	285€
+		
Control		
R	Remote driver	0€
+		
Finish		
W	Matt white txt	0€
B	Matt black txt	0€
9	Concrete grey	0€
L	Gold txt	0€
C	Copper txt	0€
+		
CRI-CCT		
22	CRI92 2700K	0€
23	CRI92 3000K	0€
27	CRI92 3500K	0€
24	CRI92 4000K	0€
82	CRI98 2700K	0€
83	CRI98 3000K	0€
87	CRI98 3500K	0€
84	CRI98 4000K	0€
+		
Optic		
V	Very Narrow Spot 17,9W	0€
N	Narrow Spot 33,1W	0€
2	Elliptical Narrow Spot 33,1W	0€
S	Spot 38,2W	0€
M	Narrow Flood 35,8W	0€
F	Flood 35,8W	0€
W	Wide Flood 35,7W	0€
6	Elliptical Wide Flood 35,7W	0€
G	Grazing Washer 31,9W	65€
A	Area Washer 31,9W	65€

Accessories		
N	No Accessories	0€
V	Visor **	50€
H	Honeycomb ***	50€
D	Diffusing glass ***	50€
E	Elliptical lens ****	50€
S	Snoot ***	50€
HD	Honeycomb + Diffusing glass ***	75€
HS	Honeycomb + snoot ***	75€
HV	Honeycomb + visor ***	75€
DS	Diffusing glass + snoot ***	75€
DV	Diffusing glass + visor ***	75€
HDS	Honeycomb + diffusing glass + snoot ***	95€
HDV	Honeycomb + diffusing glass + visor ***	95€
HE	Honeycomb + elliptical lens ****	75€
ES	Elliptical lens + snoot ****	75€
EV	Elliptical lens + visor ****	75€
HES	Honeycomb + elliptical lens + snoot ****	95€
HEV	Honeycomb + elliptical lens + visor ****	95€
** Not available on optics G,A *** Not available on optics 2,6,G,A **** Not available on optics N,2,W,6,G,A		

Independent accessories		
9G099	Primary ring	33€
+		
9G093	Visor	30€
9G094	Snoot	40€
9G096	Elliptical lens	45€
9G097	Diffusing glass	40€
9G098	Honeycomb	40€

Each accessory or accessory group requires only one primary ferrule for installation on the optical compartment. Always necessary for mounting one or more accessories on top of each othe.

DARK MAX TILT
TRIMLESS



135	DARK TILT MAX	0€
+		
Versions		
8A	1X ROUND TRIMLESS	300€
8B	1X SQUARE TRIMLESS	300€
+		
Control		
R	Remote driver	0€
+		
Finish		
W	Matt white txt	0€
B	Matt black txt	0€
9	Concrete grey	0€
L	Gold txt	0€
C	Copper txt	0€
+		
CRI-CCT		
22	CRI92 2700K	0€
23	CRI92 3000K	0€
27	CRI92 3500K	0€
24	CRI92 4000K	0€
82	CRI98 2700K	0€
83	CRI98 3000K	0€
87	CRI98 3500K	0€
84	CRI98 4000K	0€
+		
Optic		
V	Very Narrow Spot 17,9W	0€
N	Narrow Spot 33,1W	0€
2	Elliptical Narrow Spot 33,1W	0€
S	Spot 38,2W	0€
M	Narrow Flood 35,8W	0€
F	Flood 35,8W	0€
W	Wide Flood 35,7W	0€
6	Elliptical Wide Flood 35,7W	0€
G	Grazing Washer 31,9W	65€
A	Area Washer 31,9W	65€

Accessories		
N	No Accessories	0€
V	Visor **	50€
H	Honeycomb ***	50€
D	Diffusing glass ***	50€
E	Elliptical lens ****	50€
S	Snoot ***	50€
HD	Honeycomb + Diffusing glass ***	75€
HS	Honeycomb + snoot ***	75€
HV	Honeycomb + visor ***	75€
DS	Diffusing glass + snoot ***	75€
DV	Diffusing glass + visor ***	75€
HDS	Honeycomb + diffusing glass + snoot ***	95€
HDV	Honeycomb + diffusing glass + visor ***	95€
HE	Honeycomb + elliptical lens ****	75€
ES	Elliptical lens + snoot ****	75€
EV	Elliptical lens + visor ****	75€
HES	Honeycomb + elliptical lens + snoot ****	95€
HEV	Honeycomb + elliptical lens + visor ****	95€
** Not available on optics G,A *** Not available on optics 2,6,G,A **** Not available on optics N,2,W,6,G,A		

Independent accessories		
9G099	Primary ring	33€
+		
9G093	Visor	30€
9G094	Snoot	40€
9G096	Elliptical lens	45€
9G097	Diffusing glass	40€
9G098	Honeycomb	40€

Each accessory or accessory group requires only one primary ferrule for installation on the optical compartment. Always necessary for mounting one or more accessories on top of each othe.

DARK MAX TILT power supply

Single head power supply - optics V (DC 1050mA - Vf=17V)							
9D105022TC	ON/OFF	38x130x28	22W	220/240V	50/60Hz	23€	
9D105020DDEL	DALI	43x151x28	20W	220/240V	50/60Hz	70€	
9D105020DAEL	1-10V	43x151x28	20W	220/240V	50/60Hz	60€	
9D105020DDEL	PUSH	43x151x28	20W	220/240V	50/60Hz	70€	
9D105050CASTC	CASAMBI	79x124x22	50W	220/240V	50/60Hz	141€	
9D105045TFTC	PHASE CUT	83x174x35	45W	220/240V	50/60Hz	80€	

For 1h or 3h emergency version, please contact the factory.

Single head power supply N-2 (DC 900mA - Vf=36,8V)							
9D090038TC	ON/OFF	44x147x22	38W	220/240V	50/60Hz	22€	
9D090060DDTC	DALI	79x124x22	60W	220/240V	50/60Hz	78€	
9D090060DDTC	1-10V	79x124x22	60W	220/240V	50/60Hz	78€	
9D090060DDTC	PUSH	79x124x22	60W	220/240V	50/60Hz	78€	
9D090047CASTC	CASAMBI	79x124x22	47W	220/240V	50/60Hz	141€	
9D090040TFAC	PHASE CUT	52x166x25	40W	220/240V	50/60Hz	36€	

For 1h or 3h emergency version, please contact the factory.

Single head power supply - optics S (DC 1050mA - Vf=36,4V)							
9D105050TC	ON/OFF	79x124x22	50W	220/240V	50/60Hz	63€	
9D105060DDTC	DALI	79x124x22	60W	220/240V	50/60Hz	78€	
9D105060DDTC	1-10V	79x124x22	60W	220/240V	50/60Hz	78€	
9D105060DDTC	PUSH	79x124x22	60W	220/240V	50/60Hz	78€	
9D105050CASTC	CASAMBI	79x124x22	50W	220/240V	50/60Hz	141€	
9D105045TFTC	PHASE CUT	83x174x35	45W	220/240V	50/60Hz	80€	

For 1h or 3h emergency version, please contact the factory.

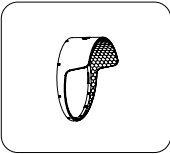
Single head power supply - optics M-F-W-6 (DC 1050mA - Vf=34,1V)							
9D105040TC	ON/OFF	44x147x22	40W	220/240V	50/60Hz	22€	
9D105060DDTC	DALI	79x124x22	60W	220/240V	50/60Hz	78€	
9D105060DDTC	1-10V	79x124x22	60W	220/240V	50/60Hz	78€	
9D105060DDTC	PUSH	79x124x22	60W	220/240V	50/60Hz	78€	
9D105050CASTC	CASAMBI	79x124x22	50W	220/240V	50/60Hz	141€	
9D105045TFTC	PHASE CUT	83x174x35	45W	220/240V	50/60Hz	80€	

For 1h or 3h emergency version, please contact the factory.

Single head power supply A-G (DC 900mA - Vf=35,5V)							
9D090038TC	ON/OFF	44x147x22	38W	220/240V	50/60Hz	22€	
9D090060DDTC	DALI	79x124x22	60W	220/240V	50/60Hz	78€	
9D090060DDTC	1-10V	79x124x22	60W	220/240V	50/60Hz	78€	
9D090060DDTC	PUSH	79x124x22	60W	220/240V	50/60Hz	78€	
9D090047CASTC	CASAMBI	79x124x22	47W	220/240V	50/60Hz	141€	
9D090040TFAC	PHASE CUT	52x166x25	40W	220/240V	50/60Hz	36€	

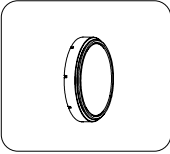
For 1h or 3h emergency version, please contact the factory.

DARK MAX TILT accessories



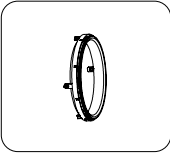
Visor

Partial rotatable glare control, necessary to shield any directional glare.
Each accessory or group of accessories requires only one primary ring nut for installation on the optical compartment.



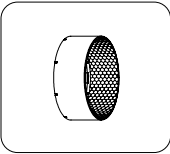
Elliptical lens

Rotatable lens to obtain the elliptical deformation of the beam, amplitude and variable characteristics depending on the chosen optical combination.
Each accessory or group of accessories requires only one primary ring nut for installation on the optical compartment.



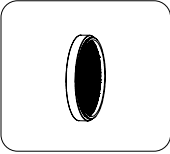
Primary ring

Primary ring that allows the housing of any accessory, to be fixed on the front of the standard ring.
A primary ring is always necessary for fixing one or more overlapping accessories.



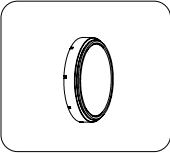
Snoot

Omnidirectional glare reducer, necessary to shield any radial disturbances.
Each accessory or group of accessories requires only one primary ring nut for installation on the optical compartment.



Honeycomb

Honeycomb lens, necessary to shield any radial disturbances.
Each accessory or group of accessories requires only one primary ring nut for installation on the optical compartment.



Diffusing glass

Specific lens to obtain further visual diffusion.
Each accessory or group of accessories requires only one primary ring nut for installation on the optical compartment.



PIN REVO Mini



The Pin Revo Mini version with a diameter of 50mm is available in 18°, 24°, 35°, 48° beams with medium UGR <13 coefficients. Detailing a high colour rendering of CRI 92 & 98, with LED source quality within 2 SDCM.

The cleanliness of the projection and the refined photometric appearance make this family of luminaires the ideal combination between professional performance and graphic minimalism.

Full compatibility with the most popular control systems make Pin Revo Mini the perfect tool in contexts where lighting management and scenography are crucial to the project specification.

All the square versions are configured with 3D frame in white or black.

Versions configured with black finish are defined as **‘High Comfort’** as they fully respect the Dark lighting parameters and UGR values <10.

Multi-optic versions are configured with an 3D frame in white or black.

The multi-optical versions allow you to use different beams on the same luminaire.

Spot 3000K / Ra 92

1X			2X	4X	 17,9° IMax	1X	2X	4X
H(m)	Ø(m)	Emax(lx)	Emax(lx)	Emax(lx)		Glaring	-	-
1	0,32	3205	6410	12820		UGR	<13	<10
2	0,63	801	1603	3205		Colour deviation	2 SDCM	2 SDCM
3	0,95	356	712	1424		Fixture power	4,5W	9W
4	1,26	200	401	810		Fixture flux	430lm	859lm
5	1,58	128	256	513		Fixture efficacy	95lm/W	95lm/W
					LED values	4,5W	9W	18W
						510lm	1020lm	2040lm

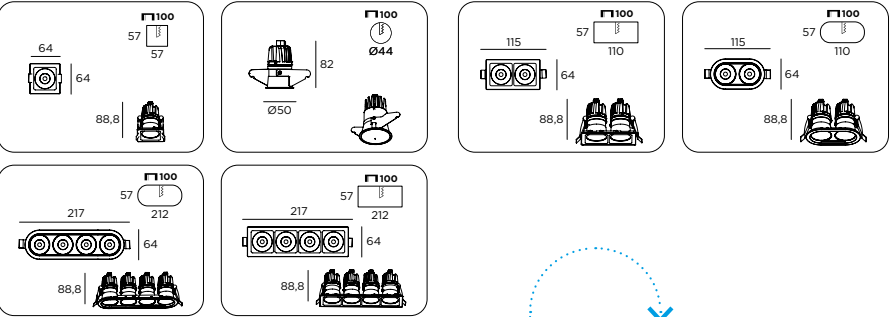
PIN REVO Mini

Narrow Flood / black HIGH COMFORT					3000K / Ra 92			
1X			2X	4X				
H(m)	Ø(m)	Emax(lx)	Emax(lx)	Emax(lx)	24,3°			
1	0,43	1983	3965	7931				
2	0,86	496	991	1983				
3	1,29	220	441	881				
4	1,72	124	248	496				
5	2,15	79	159	317				
					IMax	1983cd	3965cd	7931cd

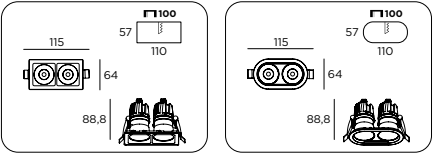
Flood / black HIGH COMFORT					3000K / Ra 92			
1X			2X	4X				
H(m)	Ø(m)	Emax(lx)	Emax(lx)	Emax(lx)	38,4°			
1	0,70	914	1827	3654				
2	1,39	228	457	914				
3	2,09	102	203	406				
4	2,78	57	114	228				
5	3,48	37	73	146				
					IMax	914cd	1827cd	3654cd

Wide Flood / black HIGH COMFORT					3000K / Ra 92			
1X			2X	4X				
H(m)	Ø(m)	Emax(lx)	Emax(lx)	Emax(lx)	48,9°			
1	0,91	568	1135	2271				
2	1,82	142	284	568				
3	2,73	63	126	252				
4	3,63	35	71	142				
5	4,54	23	45	91				
					IMax	568cd	1135cd	2271cd

PIN REVO Mini



122	PIN REVO Mini	0€
+		
Versions		
80	1x round	69€
81	2x round cover Matt white	140€
83	4x round cover Matt white	268€
85	1x square cover Matt white	69€
86	2x square cover Matt white	140€
88	4x square cover Matt white	268€
8B	2x round cover Matt black	140€
8D	4x round cover Matt black	268€
8F	1x square cover Matt black	69€
8G	2x square cover Matt black	140€
8L	4x square cover Matt black	268€
+		
Driver		
R	Remote driver	0€

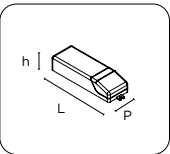


Finish		
4	Matt white	0€
5	Matt black	0€
9	Concrete grey	0€
C	Copper txt	0€
G	Gold txt	0€

+		
CRI-CCT		
22	CRI92 2700K	0€
23	CRI92 3000K	0€
27	CRI92 3500K	0€
24	CRI92 4000K	0€
82	CRI98 2700K	0€
83	CRI98 3000K	0€
87	CRI98 3500K	0€
84	CRI98 4000K	0€

+		
Optic		
S	Spot 4,5W	0€
M	Narrow flood 4,5W	0€
F	Flood 4,5W	0€
W	Wide Flood 4,5W	0€

PIN REVO Mini



Driver LED

Single head power supply - optics S-M-F-W (DC 500mA - Vf=9V)						
	Control	LxPxh	Power	Voltage	Frequency	
9D050010AL	ON/OFF	39x76x23	10W	220/240V	50/60Hz	20€
9D050010DDAL	DALI	36x140x20	20W	220/240V	50/60Hz	44€
9D050006DALT	1-10V	30x135x20	20W	220/240V	50/60Hz	68€
9D050010DDAL	Push	36x140x20	20W	220/240V	50/60Hz	44€
9D050035CASTC*	CASAMBI	79x124x22	35W	220/240V	50/60Hz	141€
9D050020TFTC*	PHASE CUT	52x120x22	20W	220/240V	50/60Hz	53€

* Attention, it does not pass through the recess hole

Power supply for double head - optics S-M-F-W (DC 500mA - Vf=18V)						
	Control	LxPxh	Power	Voltage	Frequency	
9D050010AL	ON/OFF	39x76x23	10W	220/240V	50/60Hz	20€
9D050020DDTC	DALI	52x120x22	20W	220/240V	50/60Hz	51€
9D050020DATC	1-10V	52x120x22	20W	220/240V	50/60Hz	53€
9D050020DATC	Push	52x120x22	20W	220/240V	50/60Hz	53€
9D050026CASTC	CASAMBI	79x124x22	26W	220/240V	50/60Hz	141€
9D050020TFTC	PHASE CUT	52x120x22	20W	220/240V	50/60Hz	53€

For 1h or 3h emergency version, please contact the factory.

Power supply for quadruple head - optics S-M-F-W (DC 500mA - Vf=36V)						
	Control	LxPxh	Power	Voltage	Frequency	
9D050019AL	ON/OFF	38x125x23	20W	220/240V	50/60Hz	37€
9D050020DDTC	DALI	52x120x22	20W	220/240V	50/60Hz	51€
9D050020DATC	1-10V	52x120x22	20W	220/240V	50/60Hz	53€
9D050020DATC	Push	52x120x22	20W	220/240V	50/60Hz	53€
9D050026CASTC	CASAMBI	79x124x22	26W	220/240V	50/60Hz	141€
9D050020TFTC	PHASE CUT	52x120x22	20W	220/240V	50/60Hz	53€

For 1h or 3h emergency version, please contact the factory.

PIN REVO Small



The Pin Revo small version with a diameter of 70mm is available in 7°, 24°, 36°, 55° beams with medium UGR <13 coefficients.

Detailing a high colour rendering of CRI 92 & 98, with LED source quality within 2 SDCM.

The cleanliness of the projection and the refined photometric appearance make this family of luminaires the ideal combination between professional performance and graphic minimalism.

Full compatibility with the most popular control systems make Pin Revo Mini the perfect tool in contexts where lighting management and scenography are crucial to the project specification.

All the square versions are configured with 3D frame in white or black.

Versions configured with black finish are defined as ‘High Comfort’ as they fully respect the Dark lighting parameters and UGR values <10.

Multi-optic versions are configured with an 3D frame in white or black.

The multi-optical versions allow you to use different beams on the same luminaire.

Spot					3000K / Ra 92		
		1X	2X			1X	2X
H(m)	Ø(m)	Emax(lx)	Emax(lx)		Glaring	-	-
1	0,30	6604	13209		UGR	<10	<10
2	0,60	1651	3302		Colour deviation	2 SDCM	2 SDCM
3	0,89	734	1468		Fixture power	9,2W	18,4W
4	1,19	413	826		Fixture flux	732lm	1464lm
5	1,49	264	528		Fixture efficacy	80lm/W	80lm/W
				IMax	LED values	9,2W 950lm	18,4W 1900lm
						6604cd	13209cd

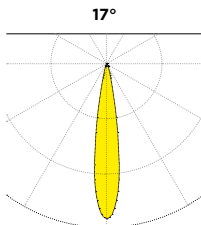
Narrow Flood					3000K / Ra 92		
		1X	2X			1X	2X
H(m)	Ø(m)	Emax(lx)	Emax(lx)		Glaring	-	-
1	0,42	4409	8817		UGR	<7	<7
2	0,84	1102	2204		Colour deviation	2 SDCM	2 SDCM
3	1,27	490	980		Fixture power	9,2W	18,4W
4	1,69	276	551		Fixture flux	804lm	1608lm
5	2,11	176	353		Fixture efficacy	87lm/W	87lm/W
				IMax	LED values	9,2W 950lm	18,4W 1900lm
						4409cd	8817cd

Flood					3000K / Ra 92		
		1X	2X			1X	2X
H(m)	Ø(m)	Emax(lx)	Emax(lx)		Glaring	-	-
1	0,65	2207	4414		UGR	<10	<7
2	1,30	552	1104		Colour deviation	2 SDCM	2 SDCM
3	1,95	245	490		Fixture power	9,2W	18,4W
4	2,60	138	276		Fixture flux	803lm	1607lm
5	3,25	88	177		Fixture efficacy	87lm/W	87lm/W
				IMax	LED values	9,2W 950lm	18,4W 1900lm
						2207cd	4414cd

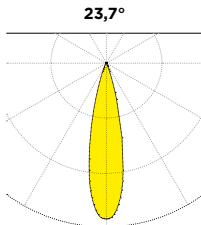
Wide Flood					3000K / Ra 92		
		1X	2X			1X	2X
H(m)	Ø(m)	Emax(lx)	Emax(lx)		Glaring	-	-
1	1,04	1177	2353		UGR	<19	<16
2	2,07	294	588		Colour deviation	2 SDCM	2 SDCM
3	3,11	131	261		Fixture power	8,5W	16,9W
4	4,14	74	147		Fixture flux	905lm	1809lm
5	5,18	47	94		Fixture efficacy	107lm/W	107lm/W
				IMax	LED values	8,5W 1118lm	16,9W 2236lm
						1177cd	2353cd

PIN REVO Small

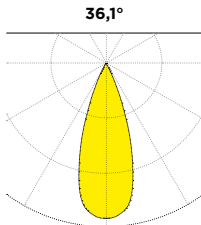
Spot / black HIGH COMFORT 3000K / Ra 92

1X			2X			1X		2X		
H(m)	Ø(m)	Emax(lx)	Emax(lx)	17°		Glaring	Darklight	Darklight		
1	0,30	6562	13124			UGR	<4	<4		
2	0,60	1641	3281			Colour deviation	2 SDCM	2 SDCM		
3	0,90	729	1458			Fixture power	9,2W	18,4W		
4	1,20	410	820			Fixture flux	704lm	1408lm		
5	1,50	262	525			Fixture efficacy	77lm/W	77lm/W		
						LED values	9,2W 950lm	18,4W 1900lm		
IMax						6562cd		13124cd		

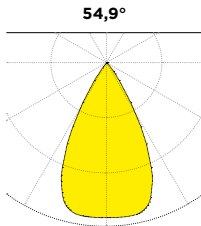
Narrow Flood / black HIGH COMFORT 3000K / Ra 92

1X			2X			1X		2X		
H(m)	Ø(m)	Emax(lx)	Emax(lx)	Glaring		Darklight	Darklight			
1	0,42	4368	8736	UGR		<1	<1			
2	0,84	1092	2184	Colour deviation		2 SDCM	2 SDCM			
3	1,26	485	971	Fixture power		9,2W	18,4W			
4	1,68	273	546	Fixture flux		781lm	1562lm			
5	2,10	175	349	Fixture efficacy		85lm/W	85lm/W			
						LED values	9,2W 950lm	18,4W 1900lm		
IMax						4368cd		8736cd		

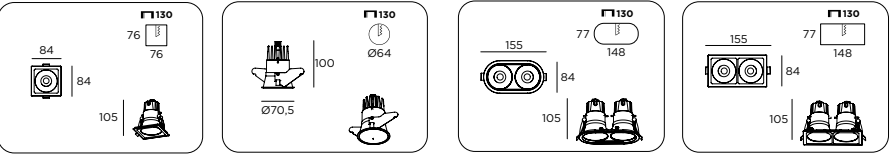
Flood / black HIGH COMFORT 3000K / Ra 92

1X			2X			1X		2X		
H(m)	Ø(m)	Emax(lx)	Emax(lx)	Glaring		Darklight	Darklight			
1	0,65	2185	4369	UGR		<4	<4			
2	1,30	546	1092	Colour deviation		2 SDCM	2 SDCM			
3	1,95	243	485	Fixture power		9,2W	18,4W			
4	2,60	137	273	Fixture flux		782lm	1564lm			
5	3,26	87	175	Fixture efficacy		85lm/W	85lm/W			
						LED values	9,2W 950lm	18,4W 1900lm		
IMax						2185cd		4369cd		

Wide Flood / black HIGH COMFORT 3000K / Ra 92

1X			2X		<div><div>54,9°</div></div>	1X		2X		
H(m)	Ø(m)	Emax(lx)	Emax(lx)	Glaring		Darklight	Darklight			
1	1,04	1143	2286	UGR		<16	<16			
2	2,08	286	572	Colour deviation		2 SDCM	2 SDCM			
3	3,12	127	254	Fixture power		8,5W	16,9W			
4	4,16	71	143	Fixture flux		861lm	1723lm			
5	5,19	46	91	Fixture efficacy		102lm/W	102lm/W			
						LED values	8,5W 1118lm	16,9W 2236lm		
IMax						1145cd		2290cd		

PIN REVO Small



123 PIN REVO Small 0€

Versions		
80	1x round	85€
81	2x round cover Matt white	156€
85	1x square cover Matt white	85€
86	2x square cover Matt white	156€
8B	2x round cover Matt black	156€
8F	1x square cover Matt black	85€
8G	2x square cover Matt black	156€

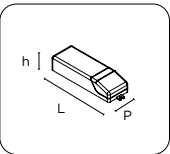
Driver		
R	Remote driver	0€

Finish		
4	Matt white	0€
5	Matt black	0€
9	Concrete grey	0€
C	Copper txt	0€
G	Gold txt	0€

CRI-CCT		
22	CRI92 2700K	0€
23	CRI92 3000K	0€
27	CRI92 3500K	0€
24	CRI92 4000K	0€
82	CRI98 2700K	0€
83	CRI98 3000K	0€
87	CRI98 3500K	0€
84	CRI98 4000K	0€

Optic 1		
S	Spot 9,2W	0€
M	Narrow flood 9,2W	0€
F	Flood 9,2W	0€
W	Wide Flood 9,2W	0€

PIN REVO Small



Driver LED

Single head power supply - optics S-M-F (DC 500mA - Vf=18,4V)						
	Control	LxPxh	Power	Voltage	Frequency	
9D050010AL	ON/OFF	39x76x23	10W	220/240V	50/60Hz	20€
9D050020DDTC	DALI	52x120x22	20W	220/240V	50/60Hz	51€
9D050020DATC	1-10V	52x120x22	20W	220/240V	50/60Hz	53€
9D050020DATC	Push	52x120x22	20W	220/240V	50/60Hz	53€
9D050026CASTC*	CASAMBI	79x124x22	26W	220/240V	50/60Hz	141€
9D050020TFTC	PHASE CUT	52x120x22	20W	220/240V	50/60Hz	53€

* Attention, it does not pass through the recess hole

For 1h or 3h emergency version, please contact the factory.

Single head power supply - optics W (DC 500mA - Vf=16,9V)						
	Control	LxPxh	Power	Voltage	Frequency	
9D050010AL	ON/OFF	39x76x23	10W	220/240V	50/60Hz	20€
9D050020DDTC	DALI	52x120x22	20W	220/240V	50/60Hz	51€
9D050020DATC	1-10V	52x120x22	20W	220/240V	50/60Hz	53€
9D050020DATC	Push	52x120x22	20W	220/240V	50/60Hz	53€
9D050026CASTC*	CASAMBI	79x124x22	26W	220/240V	50/60Hz	141€
9D050020TFTC	PHASE CUT	52x120x22	20W	220/240V	50/60Hz	53€

* Attention, it does not pass through the recess hole

For 1h or 3h emergency version, please contact the factory.

Power supply for double head - optics S-M-F -W (DC 500mA - Vf=36,8V)						
	Control	LxPxh	Power	Voltage	Frequency	
9D050019AL	ON/OFF	38x125x23	20W	220/240V	50/60Hz	37€
9D050020DDTC	DALI	52x120x22	20W	220/240V	50/60Hz	51€
9D050020DATC	1-10V	52x120x22	20W	220/240V	50/60Hz	53€
9D050020DATC	Push	52x120x22	20W	220/240V	50/60Hz	53€
9D050026CASTC	CASAMBI	79x124x22	26W	220/240V	50/60Hz	141€
9D050020TFTC	PHASE CUT	52x120x22	20W	220/240V	50/60Hz	53€

For 1h or 3h emergency version, please contact the factory.

Power supply for double head - optics W (DC 500mA - Vf=33,8V)						
	Control	LxPxh	Power	Voltage	Frequency	
9D050019AL	ON/OFF	38x125x23	20W	220/240V	50/60Hz	37€
9D050020DDTC	DALI	52x120x22	20W	220/240V	50/60Hz	51€
9D050020DATC	1-10V	52x120x22	20W	220/240V	50/60Hz	53€
9D050020DATC	Push	52x120x22	20W	220/240V	50/60Hz	53€
9D050026CASTC	CASAMBI	79x124x22	26W	220/240V	50/60Hz	141€
9D050020TFTC	PHASE CUT	52x120x22	20W	220/240V	50/60Hz	53€

For 1h or 3h emergency version, please contact the factory.

PIN REVO Medium

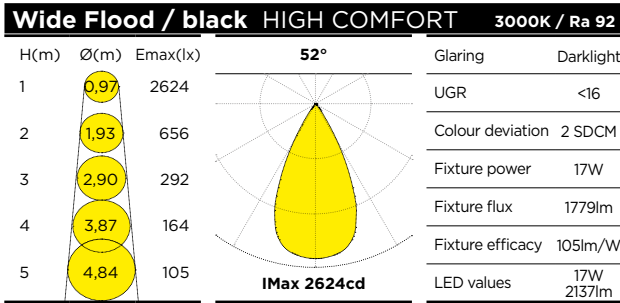
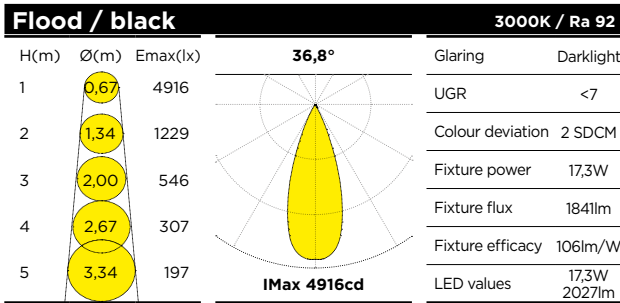
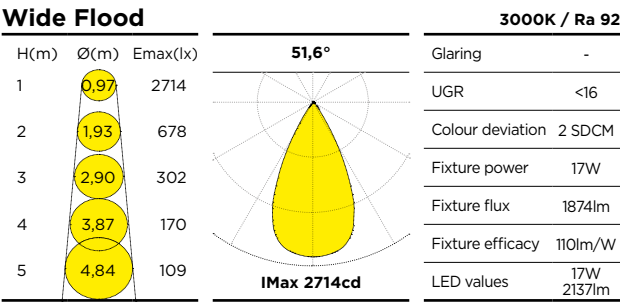
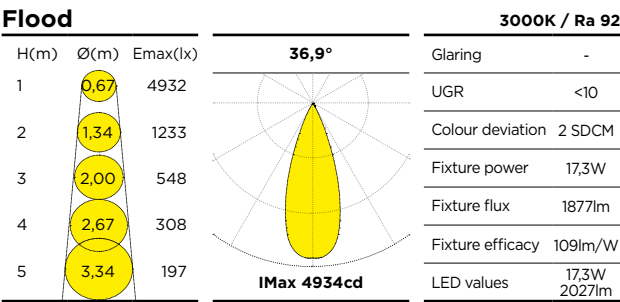
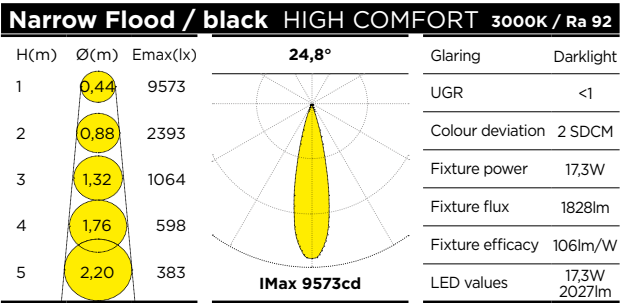
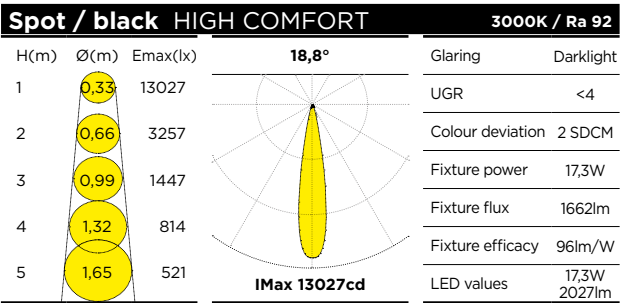
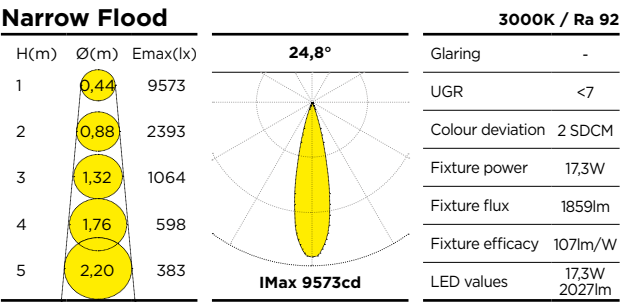
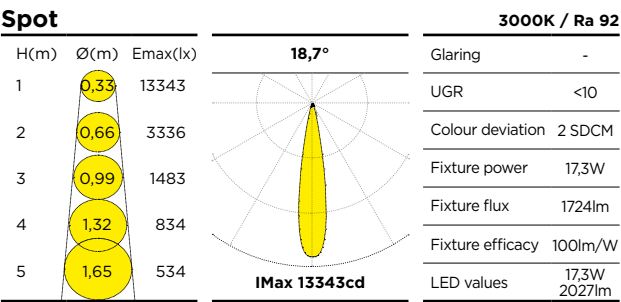


The Pin Revo medium version with a diameter of 100mm is available in 19°, 25°, 37°, 52° beams with medium UGR <13 coefficient. Detailing a high colour rendering of CRI 92 & 98, with LED source quality within 2 SDCM.

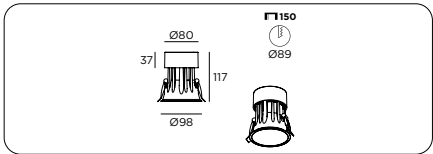
The cleanliness of the projection and the refined photometric appearance make this family of luminaires the ideal combination between professional performance and graphic minimalism.

Full compatibility with the most popular control systems make Pin Revo Mini the perfect tool in contexts where lighting management and scenography are crucial to the project specification.

The versions configured with black finish are defined as **‘High Comfort’** as they fully respect the Dark lighting parameters and medium UGR values <10.



PIN REVO Medium



124	PIN REVO Medium	104€
-----	-----------------	------

Versions		
80	1x round	0€

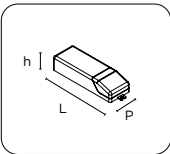
Driver		
R	Remote driver	0€

Finish		
4	Matt white	0€
5	Matt black	0€
9	Concrete grey	0€
C	Copper txt	0€
G	Gold txt	0€

CRI-CCT		
22	CRI92 2700K	0€
23	CRI92 3000K	0€
27	CRI92 3500K	0€
24	CRI92 4000K	0€
82	CRI98 2700K	0€
83	CRI98 3000K	0€
87	CRI98 3500K	0€
84	CRI98 4000K	0€

Optic		
S	Spot 17,3W	0€
M	Narrow Flood 17,3W	0€
F	Flood 17,3W	0€
W	Wide flood 17W	0€

PIN REVO Medium



Driver LED

Single head power supply - optics S-M-F (DC 500mA - Vf=34,6V)

	Control	LxPxh	Power	Voltage	Frequency	
9D050019AL	ON/OFF	38x125x23	20W	220/240V	50/60Hz	37€
9D050020DDTC	DALI	52x120x22	20W	220/240V	50/60Hz	51€
9D050020DATC	1-10V	52x120x22	20W	220/240V	50/60Hz	53€
9D050020DATC	Push	52x120x22	20W	220/240V	50/60Hz	53€
9D050026CASTC*	CASAMBI	79x124x22	26W	220/240V	50/60Hz	141€
9D050020TFTC	PHASE CUT	52x120x22	20W	220/240V	50/60Hz	53€

* Attention, it does not pass through the recess hole

For 1h or 3h emergency version, please contact the factory.

Single head power supply - optics W (DC 500mA - Vf=33,9V)

	Control	LxPxh	Power	Voltage	Frequency	
9D050019AL	ON/OFF	38x125x23	20W	220/240V	50/60Hz	37€
9D050020DDTC	DALI	52x120x22	20W	220/240V	50/60Hz	51€
9D050020DATC	1-10V	52x120x22	20W	220/240V	50/60Hz	53€
9D050020DATC	Push	52x120x22	20W	220/240V	50/60Hz	53€
9D050026CASTC*	CASAMBI	79x124x22	26W	220/240V	50/60Hz	141€
9D050020TFTC	PHASE CUT	52x120x22	20W	220/240V	50/60Hz	53€

* Attention, it does not pass through the recess hole

For 1h or 3h emergency version, please contact the factory.

PIN REVO Compact

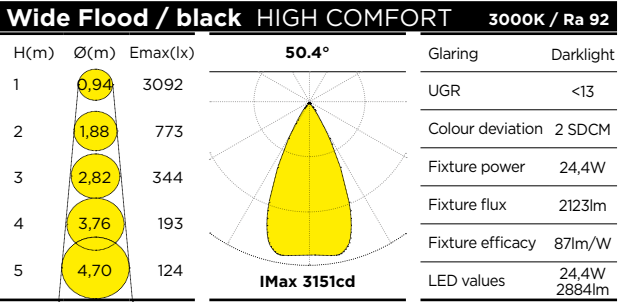
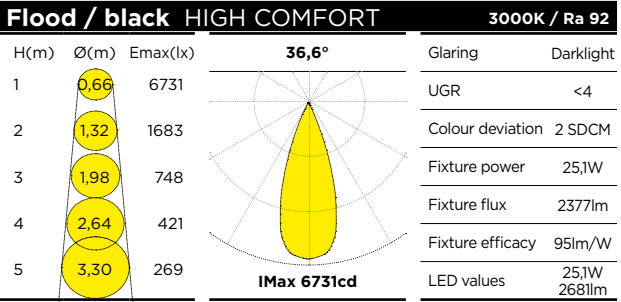
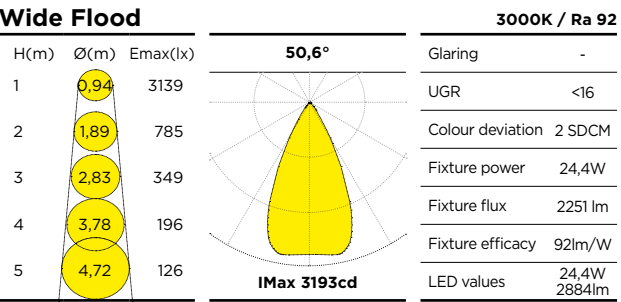
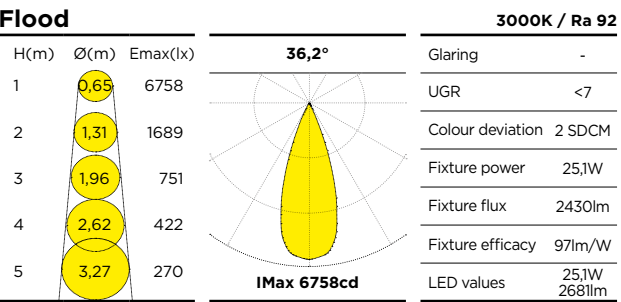
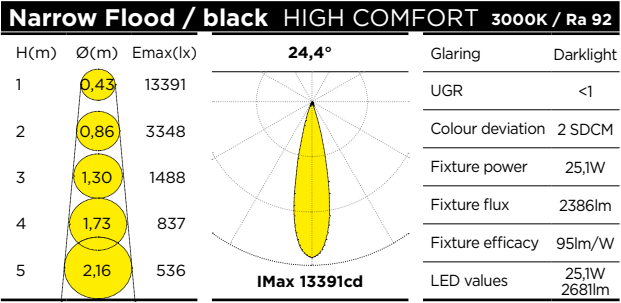
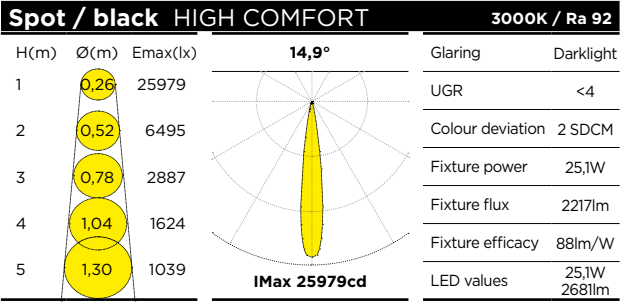
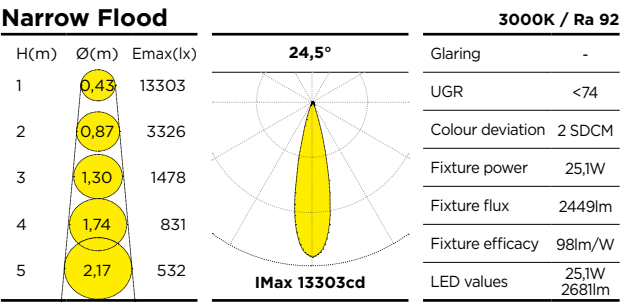
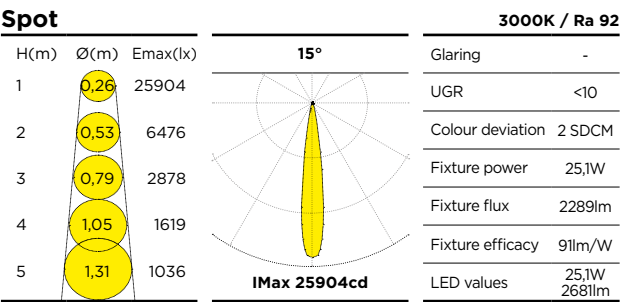


The Pin Revo compact version with a diameter of 135mm is available in 15°, 25°, 36°, 51° beams with medium UGR <13 coefficients. Detailing a high colour rendering of CRI 92 & 98, with LED source quality within 2 SDCM.

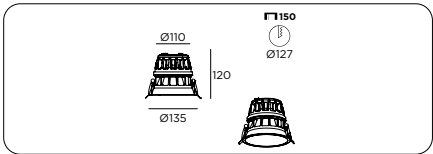
The cleanliness of the projection and the refined photometric appearance make this family of luminaires the ideal combination between professional performance and graphic minimalism.

Full compatibility with the most popular control systems make Pin Revo Mini the perfect tool in contexts where lighting management and scenography are crucial to the project specification.

The versions configured with black finish are defined as **‘High Comfort’** as they fully respect the Dark lighting parameters and medium UGR values <10.



PIN REVO Compact



125	PIN REVO Compact	114€
-----	------------------	------



Versions		
80	1x round	0€



Driver		
R	Remote driver	0€



Finish		
4	Matt white	0€
5	Matt black	0€
9	Concrete grey	0€
C	Copper txt	0€
G	Gold txt	0€

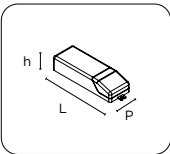


CRI-CCT		
22	CRI92 2700K	0€
23	CRI92 3000K	0€
27	CRI92 3500K	0€
24	CRI92 4000K	0€
82	CRI98 2700K	0€
83	CRI98 3000K	0€
87	CRI98 3500K	0€
84	CRI98 4000K	0€



Optic		
S	Spot 25,1W	0€
M	Narrow Flood 25,1W	0€
F	Flood 25,1W	0€
W	Wide Flood 24,4W	0€

PIN REVO Compact



Driver LED

Single head power supply - optics S-M-F (DC 700mA - Vf=35,8V)

	Control	LxPxh	Power	Voltage	Frequency	
9D070031TC	ON/OFF	44x147x22	31W	220/240V	50/60Hz	22€
9D070032DDTC	DALI	67x103x21	32W	220/240V	50/60Hz	68€
9D070032DATC	1-10V	67x103x21	32W	220/240V	50/60Hz	65€
9D070032DATC	Push	67x103x21	32W	220/240V	50/60Hz	65€
9D070037CASTC	CASAMBI	79x124x22	37W	220/240V	50/60Hz	141€
9D070032TFTC	PHASE CUT	46x166x34	32W	220/240V	50/60Hz	65€

For 1h or 3h emergency version, please contact the factory.

Single head power supply - optics W (DC 700mA - Vf=34,9V)

	Control	LxPxh	Power	Voltage	Frequency	
9D070031TC	ON/OFF	44x147x22	31W	220/240V	50/60Hz	22€
9D070032DDTC	DALI	67x103x21	32W	220/240V	50/60Hz	68€
9D070032DATC	1-10V	67x103x21	32W	220/240V	50/60Hz	65€
9D070032DATC	Push	67x103x21	32W	220/240V	50/60Hz	65€
9D070037CASTC	CASAMBI	79x124x22	37W	220/240V	50/60Hz	141€
9D070032TFTC	PHASE CUT	46x166x34	32W	220/240V	50/60Hz	65€

For 1h or 3h emergency version, please contact the factory.



SPOT REVO Mini semi-recessed



The Mini version offers beams from 8° to 34° an elliptical EN with numerous accessories for the range. High colour rendering, medium UGR coefficient <10 and compliance with the DARK lighting parameters, are completed by the quality of the 2 SDCM light source and by the particular cleanliness of the beam projection.

The full compatibility with the most common control systems make Spot Revo Mini the perfect tool in contexts where the value of the source is determined by a very high performance quality and by the minimum physical and visual intrusiveness.

The multi-optic version allows the use of differentiated beams on the same luminaire in the opening variants SP, NF, FL.

The multi-optic versions configured with unified beams are available in all variants apertures.

Very Narrow Spot

			3000K / Ra 92	
H(m)	Ø(m)	E _{max} (lx)	Glaring	Darklight
1	0,14	6545	UGR	<4
2	0,29	1636	Colour deviation	2 SDCM
3	0,43	727	Fixture power	3,0W
4	0,58	409	Fixture flux	228lm
5	0,72	262	Fixture efficacy	76lm/W
			LED values	3W 282lm
			IMax 6545cd	

Narrow Spot

			3000K / Ra 92	
H(m)	Ø(m)	E _{max} (lx)	Glaring	Darklight
1	0,23	3703	UGR	<4
2	0,47	926	Colour deviation	2 SDCM
3	0,70	411	Fixture power	3,9W
4	0,93	231	Fixture flux	279lm
5	1,17	148	Fixture efficacy	72lm/W
			LED values	3,9W 360lm
			IMax 3702cd	

Flood

			3000K / Ra 92	
H(m)	Ø(m)	E _{max} (lx)	Glaring	Darklight
1	0,60	1119	UGR	<13
2	1,21	280	Colour deviation	2 SDCM
3	1,81	124	Fixture power	4,5W
4	2,42	70	Fixture flux	392lm
5	3,02	45	Fixture efficacy	87lm/W
			LED values	4,5W 510lm
			IMax 1118cd	

Spot

			3000K / Ra 92	
H(m)	Ø(m)	E _{max} (lx)	Glaring	Darklight
1	0,30	3255	UGR	<7
2	0,61	814	Colour deviation	2 SDCM
3	0,91	362	Fixture power	4,5W
4	1,21	203	Fixture flux	372lm
5	1,52	130	Fixture efficacy	83lm/W
			LED values	4,5W 510lm
			IMax 3255cd	

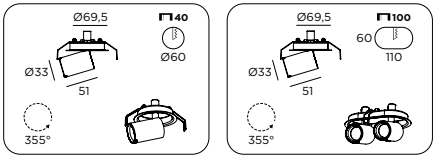
Narrow Flood

			3000K / Ra 92	
H(m)	Ø(m)	E _{max} (lx)	Glaring	Darklight
1	0,42	1899	UGR	<10
2	0,85	475	Colour deviation	2 SDCM
3	1,27	211	Fixture power	4,5W
4	1,69	119	Fixture flux	383lm
5	2,12	76	Fixture efficacy	85lm/W
			LED values	4,5W 510lm
			IMax 1898cd	

Elliptical Narrow Spot

			3000K / Ra 92	
H(m)	Ø(m)	E _{max} (lx)	Glaring	Darklight
1	1,03x0,27	760	UGR	-
2	2,06x0,54	190	Colour deviation	2 SDCM
3	3,09x0,81	84	Fixture power	3,9W
4	4,12x1,08	47	Fixture flux	238lm
5	5,16x1,35	30	Fixture efficacy	61lm/W
			LED values	3,9W 360lm
			IMax 759cd	

SPOT REVO Mini
semi-recessed

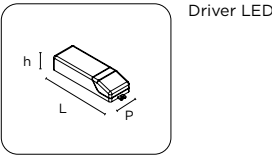


384	SPOT REVO Mini Semi-recessed	0€
+		
Versions		
80	1x	97€
81	2x	161€
+		
Driver		
R	Remote driver	0€
+		
Finish		
W	Matt white txt	0€
B	Matt black txt	0€
9	Concrete grey	0€
C	Copper txt	0€
M	Mud brown	0€
G	Gold txt	0€

CRI-CCT		
22	CRI92 2700K	0€
23	CRI92 3000K	0€
27	CRI92 3500K	0€
24	CRI92 4000K	0€
82	CRI98 2700K	0€
83	CRI98 3000K	0€
87	CRI98 3500K	0€
84	CRI98 4000K	0€
+		
Optic 1		
V	Very Narrow Spot 3W	0€
N	Narrow Spot 3,9W	0€
2	Elliptical Narrow Spot 3,9W	0€
S	Spot 4,5W	0€
M	Narrow flood 4,5W	0€
F	Flood 4,5W	0€
+		
Accessories Optic 1		
N	No Accessories	0€
H	Honeycomb louvre	8€
S	Snoot	15€
V	Visor	10€
E	Elliptical lens	15€

Independent accessories		
9G069	Visor	15€
9G070	Snoot	20€
9G071	Elliptical lens	20€
9G072	Honeycomb grid	10€

SPOT REVO Mini semi-recessed power supply



Single head power supply - optics V (DC 1050mA - Vf=3V)

	Control	LxPxh	Power	Voltage	Frequency	
9D105010AL	ON/OFF	39x76x23	10W	220/240V	50/60Hz	19€
9D105020DDEL	DALI	43x151x28	20W	220/240V	50/60Hz	70€
9D105020DAEL	1-10V	43x151x28	20W	220/240V	50/60Hz	60€
9D105020DDEL	Push	43x151x28	20W	220/240V	50/60Hz	70€
9D105060CASTC*	CASAMBI	79x124x22	60W	220/240V	50/60Hz	141€
9D105045TFTC*	PHASE CUT	83x174x35	45W	220/240V	50/60Hz	80€

Single head power supply - optics N-2 (DC 350mA - Vf=11,2V)

	Control	LxPxh	Power	Voltage	Frequency	
9D035010AL	ON/OFF	39x76x23	10W	220/240V	50/60Hz	20€
9D035017DDTC	DALI	52x120x22	17W	220/240V	50/60Hz	51€
9D035020DAEL	1-10V	43x151x28	20W	220/240V	50/60Hz	74€
9D035020DDEL	Push	43x151x28	20W	220/240V	50/60Hz	83€
9D035025CASTC*	CASAMBI	79x124x22	25W	220/240V	50/60Hz	141€
9D035017TFTC	PHASE CUT	52x120x22	17W	220/240V	50/60Hz	53€

Single head power supply - optics S-M-F (DC 500mA - Vf=9V)

	Control	LxPxh	Power	Voltage	Frequency	
9D050010AL	ON/OFF	39x76x23	10W	220/240V	50/60Hz	20€
9D050020DDTC	DALI	52x120x22	20W	220/240V	50/60Hz	51€
9D050020DATC	1-10V	52x120x22	20W	220/240V	50/60Hz	53€
9D050020DATC	Push	52x120x22	20W	220/240V	50/60Hz	53€
9D050035CASTC*	CASAMBI	79x124x22	35W	220/240V	50/60Hz	141€
9D050020TFTC	PHASE CUT	52x120x22	20W	220/240V	50/60Hz	53€

* Attention, it does not pass through the recess hole

Power supply for double head - optics V (DC 1050mA - Vf=6V)

	Control	LxPxh	Power	Voltage	Frequency	
9D105010AL	ON/OFF	39x76x23	10W	220/240V	50/60Hz	19€
9D105060DDTC	DALI	79x124x22	60W	220/240V	50/60Hz	78€
9D105060DDTC	1-10V	79x124x22	60W	220/240V	50/60Hz	78€
9D105060DDTC	Push	79x124x22	60W	220/240V	50/60Hz	78€
9D105060CASTC	CASAMBI	79x124x22	60W	220/240V	50/60Hz	141€
9D105045TFTC	PHASE CUT	83x174x35	45W	220/240V	50/60Hz	80€

Power supply for double head - optics N-2 (DC 350mA - Vf=22,4V)

	Control	LxPxh	Power	Voltage	Frequency	
9D035010AL	ON/OFF	39x76x23	10W	220/240V	50/60Hz	20€
9D035017DDTC	DALI	52x120x22	17W	220/240V	50/60Hz	51€
9D035018DATC	1-10V	52x120x22	18W	220/240V	50/60Hz	53€
9D035018DATC	Push	52x120x22	18W	220/240V	50/60Hz	53€
9D035019CASTC	CASAMBI	79x124x22	18W	220/240V	50/60Hz	141€
9D035017TFTC	PHASE CUT	52x120x22	17W	220/240V	50/60Hz	53€

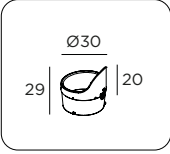
For 1h or 3h emergency version, please contact the factory.

Power supply for double head - optics S-M-F (DC 500mA - Vf=18V)

	Control	LxPxh	Power	Voltage	Frequency	
9D050010AL	ON/OFF	39x76x23	10W	220/240V	50/60Hz	20€
9D050020DDTC	DALI	52x120x22	20W	220/240V	50/60Hz	51€
9D050020DATC	1-10V	52x120x22	20W	220/240V	50/60Hz	53€
9D050020DATC	Push	52x120x22	20W	220/240V	50/60Hz	53€
9D050026CASTC	CASAMBI	79x124x22	26W	220/240V	50/60Hz	141€
9D050020TFTC	PHASE CUT	52x120x22	20W	220/240V	50/60Hz	53€

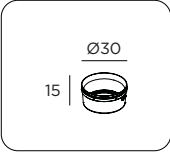
For 1h or 3h emergency version, please contact the factory.

SPOT REVO Mini semi-recessed accessories



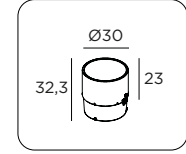
Visor

Snap-on accessory for the partial and directional reduction of the eventual glare. Can rotate of 360°. Replaces the ring supplied as standard.



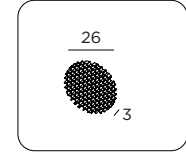
Elliptical lens

Elliptical secondary lens. This holographic film must be put onto the primary optic to transform the beam in a elliptical beam. Various ellipses can be obtained depending on the chosen combinations. The lens can be rotated. Replaces the ring supplied as standard.



Snoot

Cylindrical accessory for the omnidirectional reduction of the eventual glare. Snap-on mounting. Replaces the ring supplied as standard.



Honeycomb

Antiglare honeycomb element. It can be snapped on the rear side of the projector standard ring.

SPOT REVO Small semi-recessed



The Small version offers six symmetrical beam options from 7° to 47°, two elliptical versions EN and EW and numerous compendium accessories.

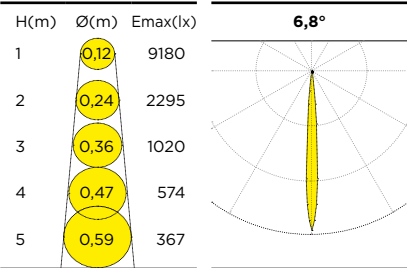
High colour rendering, medium UGR coefficient <10 and compliance with the DARK lighting parameters, are completed by the quality of the 2 SDCM light source and by the particular cleanliness of the beam projection.

The full compatibility with the most common control systems make Spot Revo Small the perfect tool in contexts where the value of the source is determined by a very high performance quality and by the minimum physical and visual intrusiveness.

The multi-optic version allows the use of differentiated beams on the same luminaire in the opening variants SP, NF, FL, WF.

The multi-optic versions configured with unified beams are available in all variants of apertures.

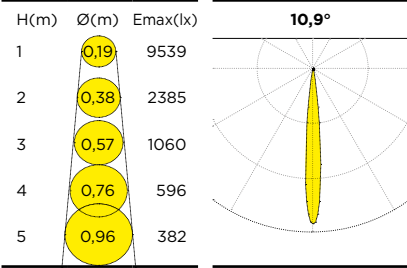
Very Narrow Spot



3000K / Ra 92	
Glaring	Darklight
UGR	<4
Colour deviation	2 SDCM
Fixture power	3W
Fixture flux	232lm
Fixture efficacy	77lm/W
LED values	3W 282lm

IMax 9180cd

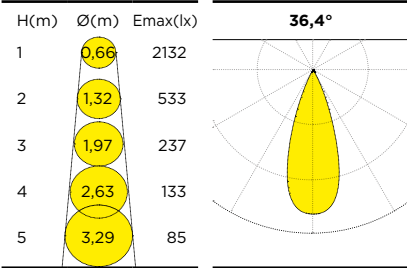
Narrow Spot



3000K / Ra 92	
Glaring	Darklight
UGR	<7
Colour deviation	2 SDCM
Fixture power	8,2W
Fixture flux	492lm
Fixture efficacy	60lm/W
LED values	8,2W 632lm

IMax 9538cd

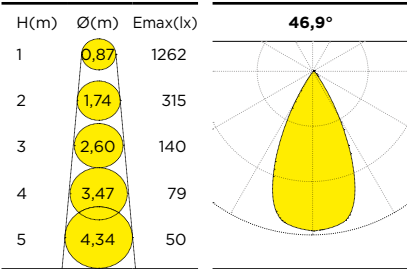
Flood



3000K / Ra 92	
Glaring	Darklight
UGR	<10
Colour deviation	2 SDCM
Fixture power	9,2W
Fixture flux	797lm
Fixture efficacy	87lm/W
LED values	9,2W 950lm

IMax 2131cd

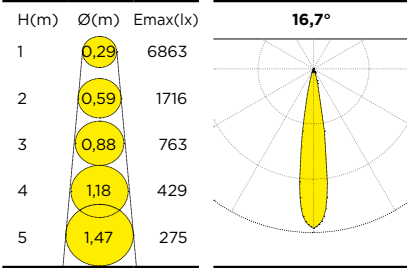
Wide Flood



3000K / Ra 92	
Glaring	Darklight
UGR	<19
Colour deviation	2 SDCM
Fixture power	9,2W
Fixture flux	729m
Fixture efficacy	79lm/W
LED values	9,2W 950lm

IMax 1262cd

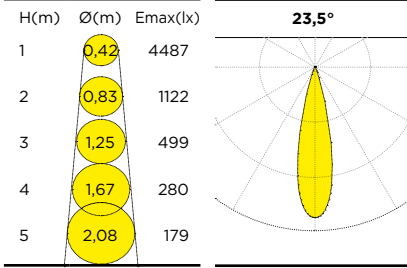
Spot



3000K / Ra 92	
Glaring	Darklight
UGR	<7
Colour deviation	2 SDCM
Fixture power	9,2W
Fixture flux	708lm
Fixture efficacy	77lm/W
LED values	9,2W 950lm

IMax 6863cd

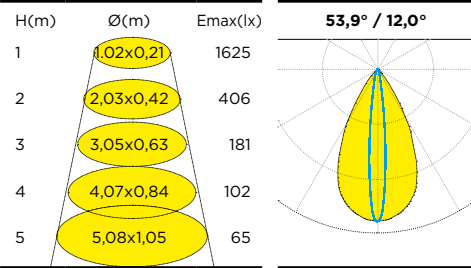
Narrow Flood



3000K / Ra 92	
Glaring	Darklight
UGR	<4
Colour deviation	2 SDCM
Fixture power	9,2W
Fixture flux	787lm
Fixture efficacy	86lm/W
LED values	9,2W 950lm

IMax 4486cd

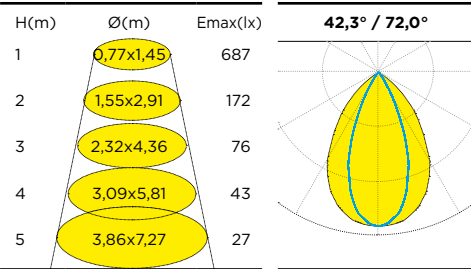
Elliptical Narrow Spot



3000K / Ra 92	
Glaring	-
UGR	-
Colour deviation	2 SDCM
Fixture power	8,2W
Fixture flux	417lm
Fixture efficacy	51lm/W
LED values	8,2W 632lm

IMax 1624cd

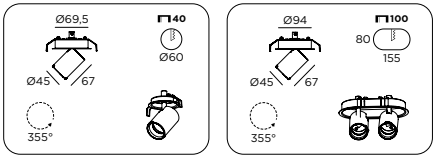
Elliptical Wide Flood



3000K / Ra 92	
Glaring	-
UGR	-
Colour deviation	2 SDCM
Fixture power	9,2W
Fixture flux	616lm
Fixture efficacy	67lm/W
LED values	9,2W 950lm

IMax 686cd

SPOT REVO Small semi-recessed



385	SPOT REVO Small Semi-recessed	0€
+		
Versions		
80	1x	107€
81	2x	171€

+		
Driver		
R	Remote driver	0€

+		
Finish		
W	Matt white txt	0€
B	Matt black txt	0€
9	Concrete grey	0€
C	Copper txt	0€
M	Mud brown	0€
G	Gold txt	0€

+		
CRI-CCT		
22	CRI92 2700K	0€
23	CRI92 3000K	0€
27	CRI92 3500K	0€
24	CRI92 4000K	0€
82	CRI98 2700K	0€
83	CRI98 3000K	0€
87	CRI98 3500K	0€
84	CRI98 4000K	0€

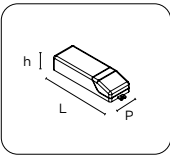
+		
---	--	--

Optic		
V	Very Narrow Spot 3W	0€
N	Narrow spot 8,2W	0€
2	Elliptical narrow spot 8,2W	0€
S	Spot 9,2W	0€
M	Narrow flood 9,2W	0€
F	Flood 9,2W	0€
W	Wide flood 9,2W	0€
6	Elliptical wide flood 9,2W	0€

+ Accessories Optic		
N	No Accessories	0€
H	Honeycomb louvre	8€
S	Snoot	15€
V	Visor	10€
E	Elliptical lens	15€

Independent accessories		
9G073	Visor	25€
9G074	Snoot	35€
9G075	Elliptical lens	25€
9G076	Honeycomb grid	12€

SPOT REVO Small semi-recessed power supply



Driver LED

Single head power supply - optics V (DC 1050mA - Vf=3V)						
	Control	LxPxh	Power	Voltage	Frequency	
9D105010AL	ON/OFF	39x76x23	10W	220/240V	50/60Hz	19€
9D105020DDEL	DALI	43x151x28	20W	220/240V	50/60Hz	70€
9D105020DAEL	1-10V	43x151x28	20W	220/240V	50/60Hz	60€
9D105020DDEL	Push	43x151x28	20W	220/240V	50/60Hz	70€
9D105060CASTC*	CASAMBI	79x124x22	60W	220/240V	50/60Hz	141€
9D105045TFTC*	PHASE CUT	83x174x35	45W	220/240V	50/60Hz	80€

* Attention, it does not pass through the recess hole

Single head power supply - optics N-2 (DC 700mA - Vf=11,7V)						
	Control	LxPxh	Power	Voltage	Frequency	
9D070009AL	ON/OFF	39x76x23	9W	220/240V	50/60Hz	20€
9D070020DDTC	DALI	52x120x22	20W	220/240V	50/60Hz	51€
9D070020DATC	1-10V	52x120x22	20W	220/240V	50/60Hz	53€
9D070020DATC	Push	52x120x22	20W	220/240V	50/60Hz	53€
9D070037CASTC*	CASAMBI	79x124x22	37W	220/240V	50/60Hz	141€
9D070020TFTC	PHASE CUT	52x120x22	20W	220/240V	50/60Hz	53€

* Attention, it does not pass through the recess hole

For 1h or 3h emergency version, please contact the factory.

Single head power supply - optics S-M-F -W-6 (DC 500mA - Vf=18,4V)						
	Control	LxPxh	Power	Voltage	Frequency	
9D050010AL	ON/OFF	39x76x23	10W	220/240V	50/60Hz	20€
9D050020DDTC	DALI	52x120x22	20W	220/240V	50/60Hz	51€
9D050020DATC	1-10V	52x120x22	20W	220/240V	50/60Hz	53€
9D050020DATC	Push	52x120x22	20W	220/240V	50/60Hz	53€
9D050026CASTC*	CASAMBI	79x124x22	26W	220/240V	50/60Hz	141€
9D050020TFTC	PHASE CUT	52x120x22	20W	220/240V	50/60Hz	53€

* Attention, it does not pass through the recess hole

For 1h or 3h emergency version, please contact the factory.

Power supply for double head - optics V (DC 1050mA - Vf=6V)						
	Control	LxPxh	Power	Voltage	Frequency	
9D105010AL	ON/OFF	39x76x23	10W	220/240V	50/60Hz	19€
9D105060DDTC	DALI	79x124x22	60W	220/240V	50/60Hz	78€
9D105060DDTC	1-10V	79x124x22	60W	220/240V	50/60Hz	78€
9D105060DDTC	Push	79x124x22	60W	220/240V	50/60Hz	78€
9D105060CASTC	CASAMBI	79x124x22	60W	220/240V	50/60Hz	141€
9D105045TFTC	PHASE CUT	83x174x35	45W	220/240V	50/60Hz	80€

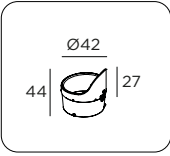
Power supply for double head - optics N-2 (DC 700mA - Vf=23,4V)						
	Control	LxPxh	Power	Voltage	Frequency	
9D070019AL	ON/OFF	38x125x23	19,6W	220/240V	50/60Hz	37€
9D070020DDTC	DALI	52x120x22	20W	220/240V	50/60Hz	51€
9D070020DATC	1-10V	52x120x22	20W	220/240V	50/60Hz	53€
9D070020DATC	Push	52x120x22	20W	220/240V	50/60Hz	53€
9D070037CASTC	CASAMBI	79x124x22	37W	220/240V	50/60Hz	141€
9D070020TFTC	PHASE CUT	52x120x22	20W	220/240V	50/60Hz	53€

For 1h or 3h emergency version, please contact the factory.

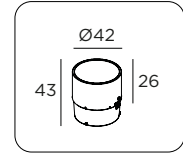
Power supply for double head - optics S-M-F -W-6 (DC 500mA - Vf=36,8V)						
	Control	LxPxh	Power	Voltage	Frequency	
9D050019AL	ON/OFF	38x125x23	20W	220/240V	50/60Hz	37€
9D050020DDTC	DALI	52x120x22	20W	220/240V	50/60Hz	51€
9D050020DATC	1-10V	52x120x22	20W	220/240V	50/60Hz	53€
9D050020DATC	Push	52x120x22	20W	220/240V	50/60Hz	53€
9D050026CASTC	CASAMBI	79x124x22	26W	220/240V	50/60Hz	141€
9D050020TFTC	PHASE CUT	52x120x22	20W	220/240V	50/60Hz	53€

For 1h or 3h emergency version, please contact the factory.

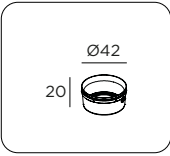
SPOT REVO Small semi-recessed accessories



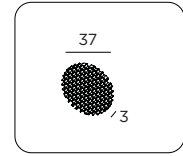
Visor
Snap-on accessory for the partial and directional reduction of the eventual glare. Can rotate of 360°. Replaces the ring supplied as standard.



Snoot
Cylindrical accessory for the omnidirectional reduction of the eventual glare. Snap-on mounting. Replaces the ring supplied as standard.



Elliptical lens
Elliptical secondary lens. This holographic film must be put onto the primary optic to transform the beam in a elliptical beam. Various ellipses can be obtained depending on the chosen combinations. The lens can be rotated. Replaces the ring supplied as standard.



Honeycomb
Antiglare honeycomb element. It can be snapped on the rear side of the projector standard ring.

SPOT REVO Medium semi-recessed

IP₄₀   



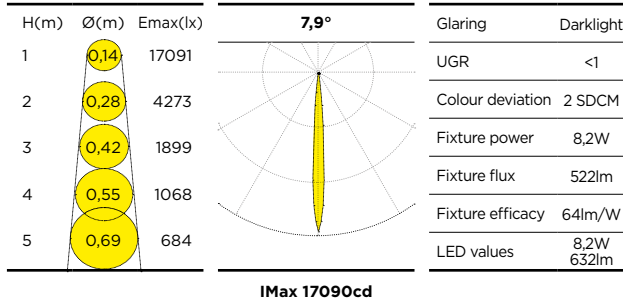
The Medium version offers 6 symmetrical beam options from 8° to 50°, three asymmetrical wall-washer: Grazing, Area, Deep, two elliptical versions EN and EW and a shaper.

The numerous accessories in the range are designed with a fastening system with overlapping elements allowing a differentiated and specific optical configuration.

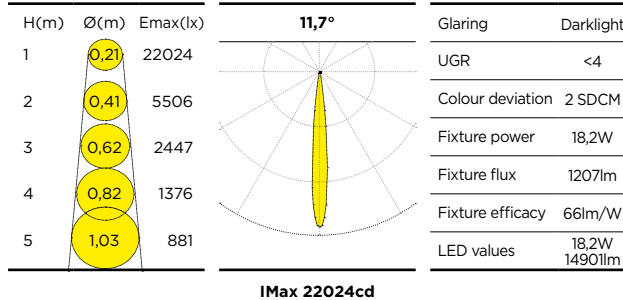
High colour rendering, UGR coefficient <10 and compliance with the DARK lighting parameters, are completed by the quality of the 2 SDCM light source and by the particular cleanliness of the beam projection.

The full compatibility with the most common control systems make Museo Revo Medium the perfect tool in contexts where the value of the source is determined by a very high performance quality and by the minimum physical and visual intrusiveness

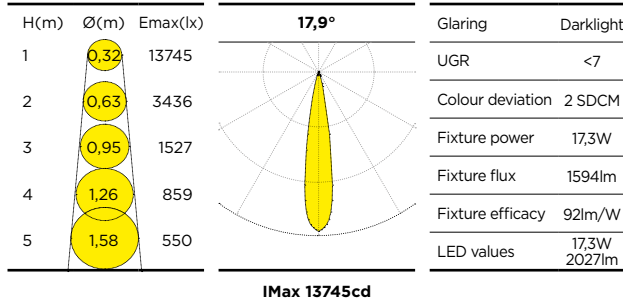
Very Narrow Spot



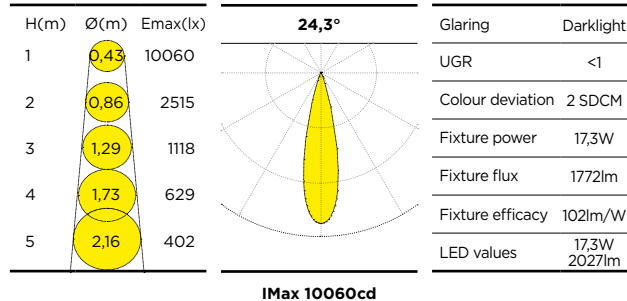
Narrow Spot



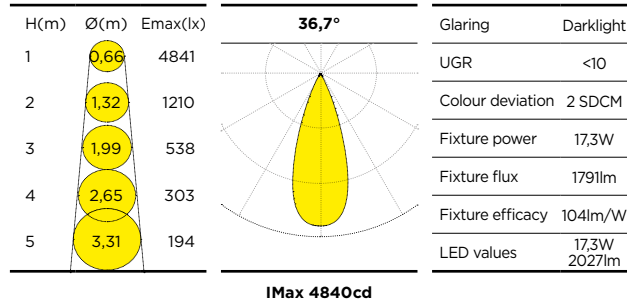
Spot



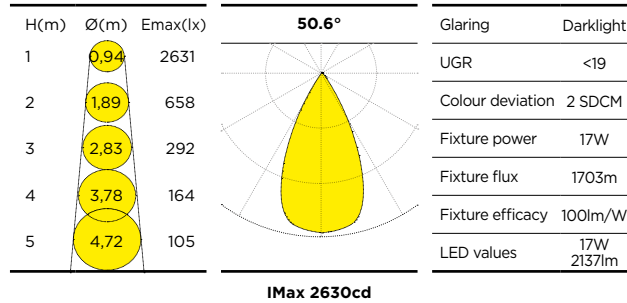
Narrow Flood



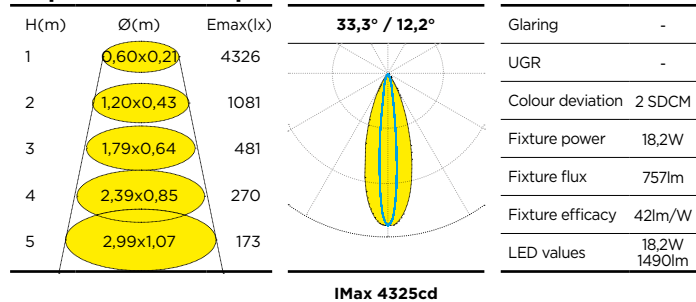
Flood



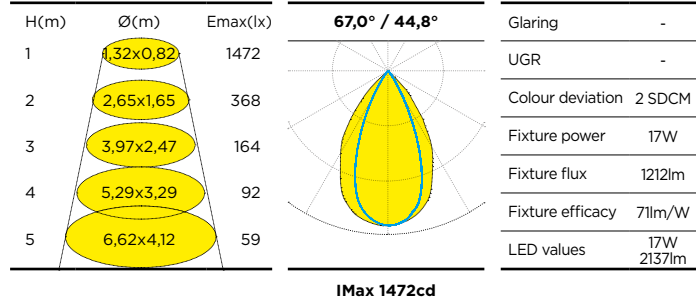
Wide Flood



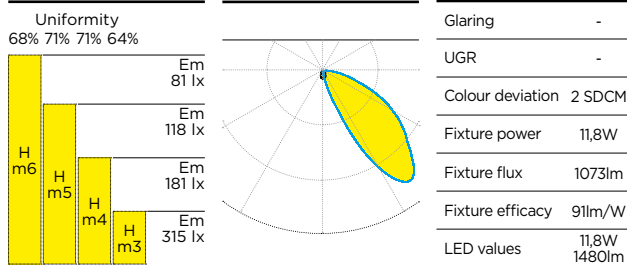
Elliptical Narrow Spot



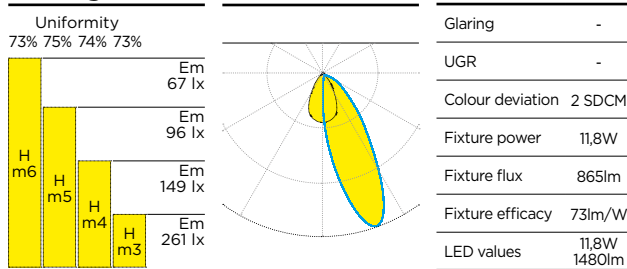
Elliptical Wide Flood



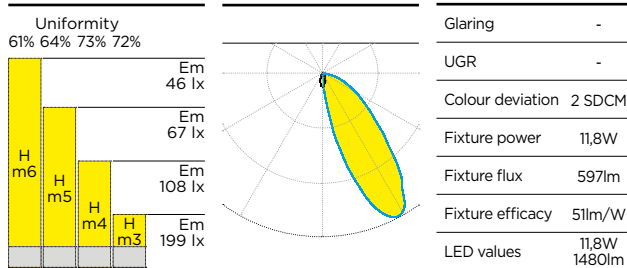
Deep Washer



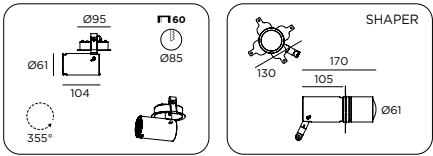
Grazing Washer



Area Washer



SPOT REVO Medium semi-recessed



386	SPOT REVO Medium semi-recessed	134€
-----	--------------------------------	------

Versions		
80	1x	0€
Driver		
R	Remote driver	0€
Finish		
W	Matt white txt	0€
B	Matt black txt	0€
9	Concrete grey	0€
C	Copper txt	0€
M	Mud brown	0€
G	Gold txt	0€

CRI-CCT		
22	CRI92 2700K	0€
23	CRI92 3000K	0€
27	CRI92 3500K	0€
24	CRI92 4000K	0€
82	CRI98 2700K	0€
83	CRI98 3000K	0€
87	CRI98 3500K	0€
84	CRI98 4000K	0€

Optics		
V	Very narrow spot 8,2W	0€
N	Narrow spot 18,2W	0€
2	Elliptical narrow spot 18,2W	0€
S	Spot 17,3W	0€
M	Narrow Flood 17,3W	0€
F	Flood 17,3W	0€
W	Wide flood 17W	0€
6	Elliptical wide flood 17W	0€
G	Grazing Washer 11,8W	65€
A	Area Washer 11,8W	65€
D	Deep Washer 11,8W	65€
Z	Shaper 17,9W	230€

Accessories		
N	No Accessories	0€
H	Honeycomb louvre	40€
P	Protective glass	40€
D	Protective glass and diffusion	40€
S	Snoot	40€
V	Visor	40€
E	Ellipse	40€

Accessories 2x		
HD	Honeycomb louvre + Protective glass and diffusion	55€
HE	Honeycomb louvre + Ellipse	55€
HS	Honeycomb louvre + Snoot	55€
HV	Honeycomb louvre + Visor	55€
PS	Protective glass + Snoot	55€
PV	Protective glass + Visor	55€
DS	Protective glass and diffusion+ Snoot	55€
DV	Protective glass and diffusion+ Visor	55€
ES	Ellipse + Snoot	55€
EV	Ellipse + Visor	55€

Accessories 3x		
HPS	Honeycomb louvre + Protective glass + Snoot	70€
HPV	Honeycomb louvre + Protective glass + Visor	70€
HDS	Honeycomb louvre + Protective glass and diffusion+ Snoot	70€
HDV	Honeycomb louvre + Protective glass and diffusion+ Visor	70€
HES	Honeycomb louvre + Ellipse + Snoot	70€
HEV	Honeycomb louvre + Ellipse + Visor	70€

Independent accessories		
9G085	Primary ring	22€
9G079	Visor	20€
9G080	Snoot	23€
9G081	Protective Glass	23€
9G082	Ellipse	28€
9G083	Protective glass and diffusion	23€
9G084	Honeycomb louvre	23€

Each accessory or accessory group requires only one primary ferrule for installation on the optical compartment. Always necessary for mounting one or more accessories on top of each othe.

SPOT REVO Medium semi-recessed power supply

Single head power supply - optics V (DC 700mA - Vf=11,7V)					
	Control	LxPxh	Power	Voltage	Frequency
9D070009AL	ON/OFF	39x76x23	9W	220/240V	50/60Hz
9D070020DDTC	DALI	52x120x22	20W	220/240V	50/60Hz
9D070020DATC	1-10V	52x120x22	20W	220/240V	50/60Hz
9D070020DATC	Push	52x120x22	20W	220/240V	50/60Hz
9D070050CASTC*	CASAMBI	79x124x22	50W	220/240V	50/60Hz
9D070020TFTC	PHASE CUT	52x120x22	20W	220/240V	50/60Hz

* Attention, it does not pass through the recess hole

Single head power supply - optics N-2 (DC 900mA - Vf=20,2V)					
	Control	LxPxh	Power	Voltage	Frequency
9D090038TC	ON/OFF	44x147x22	38W	220/240V	50/60Hz
9D090038DDTC	DALI	44x147x30	38W	220/240V	50/60Hz
9D090020DATC	1-10V	52x120x22	20W	220/240V	50/60Hz
9D090020DATC	Push	52x120x22	20W	220/240V	50/60Hz
9D090047CASTC*	CASAMBI	79x124x22	47W	220/240V	50/60Hz
9D090020TFTC	PHASE CUT	52x120x22	20W	220/240V	50/60Hz

* Attention, it does not pass through the recess hole

Single head power supply - optics S-M-F (DC 500mA - Vf=34,6V)					
	Control	LxPxh	Power	Voltage	Frequency
9D050019AL	ON/OFF	38x125x23	20W	220/240V	50/60Hz
9D050020DDTC	DALI	52x120x22	20W	220/240V	50/60Hz
9D050020DATC	1-10V	52x120x22	20W	220/240V	50/60Hz
9D050020DATC	Push	52x120x22	20W	220/240V	50/60Hz
9D050026CASTC*	CASAMBI	79x124x22	26W	220/240V	50/60Hz
9D050020TFTC	PHASE CUT	52x120x22	20W	220/240V	50/60Hz

* Attention, it does not pass through the recess hole

For 1h or 3h emergency version, please contact the factory.

Single head power supply - optics W-6 (DC 500mA - Vf=33,9V)					
	Control	LxPxh	Power	Voltage	Frequency
9D050019AL	ON/OFF	38x125x23	20W	220/240V	50/60Hz
9D050020DDTC	DALI	52x120x22	20W	220/240V	50/60Hz
9D050020DATC	1-10V	52x120x22	20W	220/240V	50/60Hz
9D050020DATC	Push	52x120x22	20W	220/240V	50/60Hz
9D050026CASTC*	CASAMBI	79x124x22	26W	220/240V	50/60Hz
9D050020TFTC	PHASE CUT	52x120x22	20W	220/240V	50/60Hz

* Attention, it does not pass through the recess hole

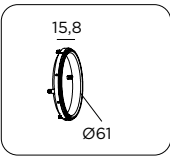
Single head power supply - optics A-D-G (DC 350mA - Vf=33,6V)					
	Control	LxPxh	Power	Voltage	Frequency
9D105022TC	ON/OFF	38x130x28	22W	220/240V	50/60Hz
9D105020DDEL	DALI	43x151x28	20W	220/240V	50/60Hz
9D105020DAEL	1-10V	43x151x28	20W	220/240V	50/60Hz
9D105020DDEL	Push	43x151x28	20W	220/240V	50/60Hz
9D105050CASTC*	CASAMBI	79x124x22	50W	220/240V	50/60Hz
9D105045TFTC*	PHASE CUT	83x174x35	45W	220/240V	50/60Hz

* Attention, it does not pass through the recess hole

Single head power supply - optics Z (DC 1050mA - Vf=17V)					
	Control	LxPxh	Power	Voltage	Frequency
9D035014AL	ON/OFF	38x125x23	14,7W	220/240V	50/60Hz
9D035017DDTC	DALI	52x120x22	17W	220/240V	50/60Hz
9D035018DATC	1-10V	52x120x22	20W	220/240V	50/60Hz
9D035018DATC	Push	52x120x22	20W	220/240V	50/60Hz
9D035019CASTC*	CASAMBI	79x124x22	18W	220/240V	50/60Hz
9D035017TFTC	PHASE CUT	52x120x22	17W	220/240V	50/60Hz

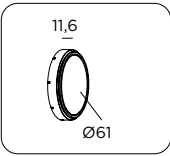
* Attention, it does not pass through the recess hole

SPOT REVO Medium semi-recessed accessories



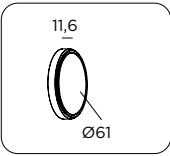
Primary ring

Primary ring that allows the housing of any accessory, to be fixed on the front of the standard ring. A primary ring is always necessary for fixing one or more overlapping accessories.



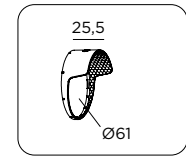
Elliptical lens

Rotatable lens to obtain the elliptical deformation of the beam, amplitude and variable characteristics depending on the chosen optical combination.Each accessory or group of accessories requires only one primary ring nut for installation on the optical compartment.



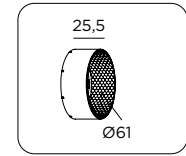
Diffuser lens

Specific lens to obtain further visual diffusion.Each accessory or group of accessories requires only one primary ring nut for installation on the optical compartment.



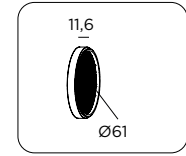
Visor

Partial rotatable glare control, necessary to shield any directional glare. Each accessory or group of accessories requires only one primary ring nut for installation on the optical compartment.



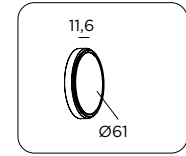
Snoot

Omnidirectional glare reducer, to assist in shielding any radial glare disturbances. Each accessory or group of accessories requires only one primary ring nut for installation on the optical compartment.



Honeycomb

Honeycomb lens, necessary to shield any radial disturbances.Each accessory or group of accessories requires only one primary ring nut for installation on the optical compartment.



Protective Glass

Additional shielding useful to prevent the accumulation of dust and residues in the optical compartment when the luminaire is used for indirect applications.

SPOT REVO Compact semi-recessed

IP₄₀   



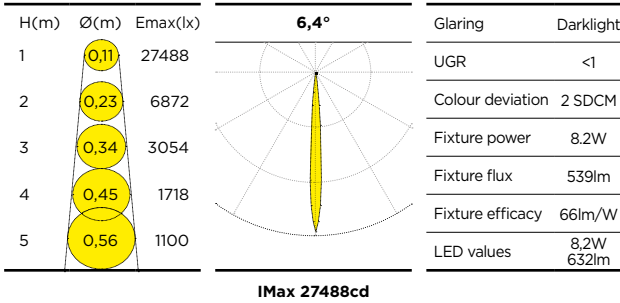
The Compact version offers six beam options from 6° to 50°, three asymmetrical wall-washer: Grazing, Area, Deep and two elliptical versions EN and EW.

The numerous accessories in the range are designed with a fastening system with overlapping elements allowing a differentiated and specific optical configuration.

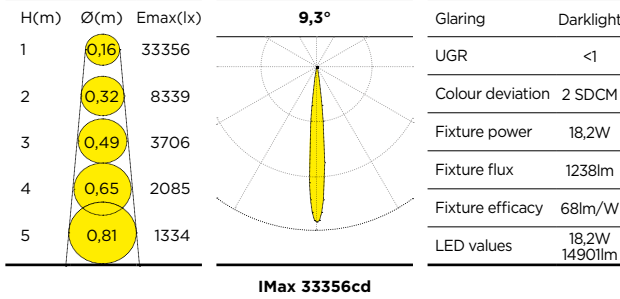
High colour rendering, medium UGR coefficient <10 and compliance with the DARK lighting parameters, are completed by the quality of the 2 SDCM light source and by the particular cleanliness of the beam projection.

The full compatibility with the most common control systems make Spot Revo Compact the perfect tool in contexts where the value of the source is determined by a very high performance quality and by the minimum physical and visual intrusiveness.

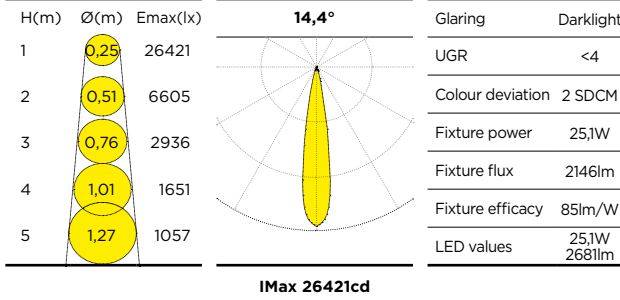
Very Narrow Spot



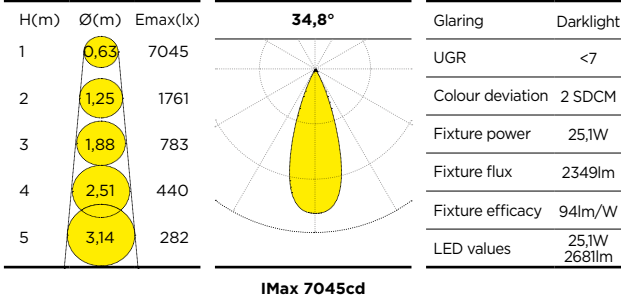
Narrow Spot



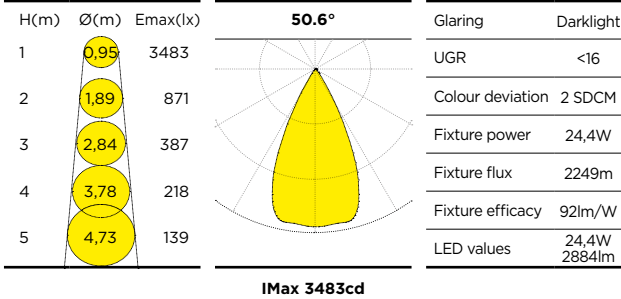
Spot



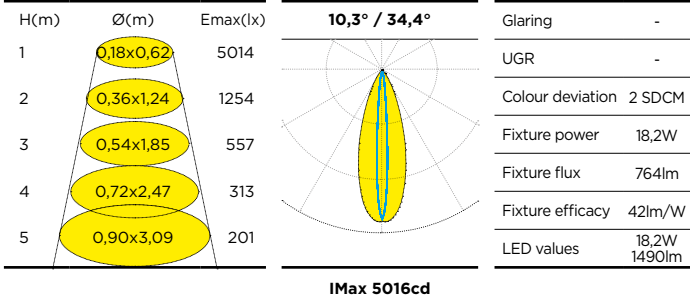
Flood



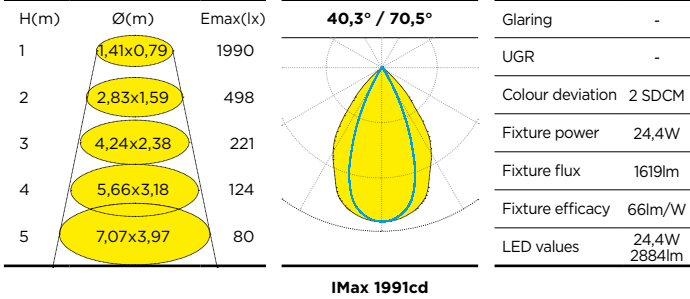
Wide Flood



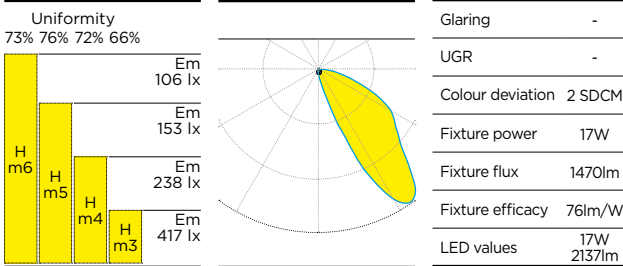
Elliptical Narrow Spot



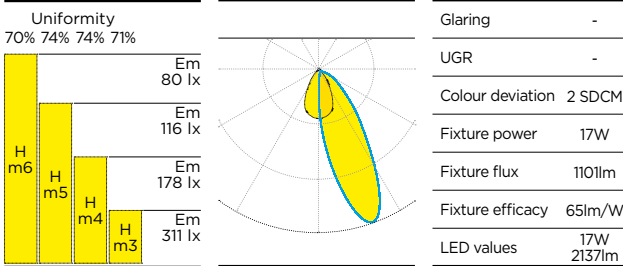
Elliptical Wide Flood



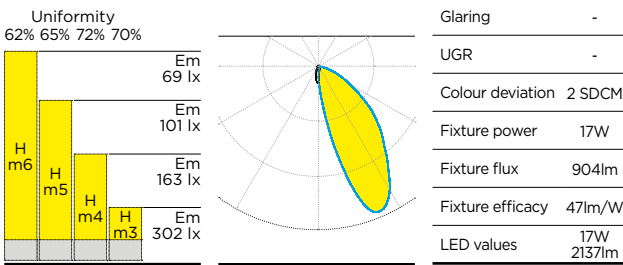
Deep Washer



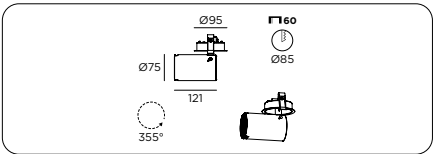
Grazing Washer



Area Washer



SPOT REVO Compact semi-recessed



387	SPOT REVO Compact Semi-recessed	144€
-----	---------------------------------	------

Versions		
80	1x	0€

Driver		
R	Remote driver	0€

Finish		
W	Matt white txt	0€
B	Matt black txt	0€
9	Concrete grey	0€
C	Copper txt	0€
M	Mud brown	0€
G	Gold txt	0€

CRI-CCT		
22	CRI92 2700K	0€
23	CRI92 3000K	0€
27	CRI92 3500K	0€
24	CRI92 4000K	0€
82	CRI98 2700K	0€
83	CRI98 3000K	0€
87	CRI98 500K	0€
84	CRI98 4000K	0€

Optics		
V	Very narrow spot 8,2W	0€
N	Narrow spot 18,2W	0€
2	Elliptical narrow spot 18,2W	0€
S	Spot 25,1W	0€
M	Narrow Flood 25,1 W	0€
F	Flood 25,1W	0€
W	Wide Flood 24,4W	0€
6	Elliptical wide flood 24,4W	0€
G	Grazing Washer 17W	65€
A	Area Washer 17W	65€
D	Deep Washer 17W	65€

Accessories		
N	No Accessories	0€
H	Honeycomb louvre	45€
P	Protective glass	45€
D	Protective glass and diffusion	45€
S	Snoot	45€
V	Visor	45€
E	Ellipse	45€

Accessories 2x		
HP	Honeycomb louvre + Protective glass	65€

HD	Honeycomb louvre + Protective glass and diffusion	65€
----	---	-----

HE	Honeycomb louvre + Ellipse	65€
HS	Honeycomb louvre + Snoot	65€
HV	Honeycomb louvre + Visor	65€
PS	Protective glass + Snoot	65€
PV	Protective glass + Visor	65€
DS	Protective glass and diffusion+ Snoot	65€

DV	Protective glass and diffusion+ Visor	65€
----	---------------------------------------	-----

ES	Ellipse + Snoot	65€
EV	Ellipse + Visor	65€

Accessories 3x		
HPS	Honeycomb louvre + Protective glass + Snoot	85€

HPV	Honeycomb louvre + Protective glass + Visor	85€
-----	---	-----

HDS	Honeycomb louvre + Protective glass and diffusion+ Snoot	85€
-----	--	-----

HDV	Honeycomb louvre + Protective glass and diffusion + Visor	85€
-----	---	-----

HES	Honeycomb louvre + Ellipse + Snoot	85€
-----	------------------------------------	-----

HEV	Honeycomb louvre + Ellipse + Visor	85€
-----	------------------------------------	-----

Independent accessories		
9G092	Primary ring	25€

9G086	Visor	23€
9G087	Snoot	28€
9G088	Protective glass	28€
9G089	Ellipse	35€
9G090	Protective glass and diffusion	30€

9G091	Honeycomb louvre	28€
-------	------------------	-----

Each accessory or accessory group requires only one primary ferrule for installation on the optical compartment. Always necessary for mounting one or more accessories on top of each othe.

SPOT REVO Compact semi-recessed power supply

Single head power supply - optics V (DC 700mA - Vf=11,7V)

	Control	LxPxh	Power	Voltage	Frequency	
9D070009AL	ON/OFF	39x76x23	9W	220/240V	50/60Hz	20€
9D070020DDTC	DALI	52x120x22	20W	220/240V	50/60Hz	51€
9D070020DATC	1-10V	52x120x22	20W	220/240V	50/60Hz	53€
9D070020DATC	Push	52x120x22	20W	220/240V	50/60Hz	53€
9D070050CASTC*	CASAMBI	79x124x22	50W	220/240V	50/60Hz	141€
9D070020TFTC	PHASE CUT	52x120x22	20W	220/240V	50/60Hz	53€

* Attention, it does not pass through the recess hole

Single head power supply - optics W-6 (DC 700mA - Vf=34,9V)

	Control	LxPxh	Power	Voltage	Frequency	
9D070031TC	ON/OFF	44x147x22	31W	220/240V	50/60Hz	22€
9D070032DDTC	DALI	67x103x21	32W	220/240V	50/60Hz	68€
9D070032DATC	1-10V	67x103x21	32W	220/240V	50/60Hz	65€
9D070032DATC	Push	67x103x21	32W	220/240V	50/60Hz	65€
9D070037CASTC*	CASAMBI	79x124x22	37W	220/240V	50/60Hz	141€
9D070032TFTC	PHASE CUT	46x166x34	32W	220/240V	50/60Hz	65€

* Attention, it does not pass through the recess hole

Single head power supply - optics N-2 (DC 900mA - Vf=20,2V)

	Control	LxPxh	Power	Voltage	Frequency	
9D090038TC	ON/OFF	44x147x22	38W	220/240V	50/60Hz	22€
9D090038DDTC	DALI	44x147x30	38W	220/240V	50/60Hz	59€
9D090020DATC	1-10V	52x120x22	20W	220/240V	50/60Hz	53€
9D090020DATC	Push	52x120x22	20W	220/240V	50/60Hz	53€
9D090047CASTC*	CASAMBI	79x124x22	47W	220/240V	50/60Hz	141€
9D090020TFTC	PHASE CUT	52x120x22	20W	220/240V	50/60Hz	53€

* Attention, it does not pass through the recess hole

Single head power supply - optics S-M-F (DC 700mA - Vf=35,8V)

	Control	LxPxh	Power	Voltage	Frequency	
9D070031TC	ON/OFF	44x147x22	31W	220/240V	50/60Hz	22€
9D070032DDTC	DALI	67x103x21	32W	220/240V	50/60Hz	68€
9D070032DATC	1-10V	67x103x21	32W	220/240V	50/60Hz	65€
9D070032DATC	Push	67x103x21	32W	220/240V	50/60Hz	65€
9D070037CASTC*	CASAMBI	79x124x22	37W	220/240V	50/60Hz	141€
9D070032TFTC	PHASE CUT	46x166x34	32W	220/240V	50/60Hz	65€

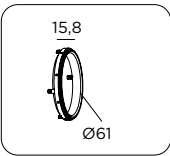
* Attention, it does not pass through the recess hole

Single head power supply - optics A-D-G (DC 500mA - Vf=33,9V)

	Control	LxPxh	Power	Voltage	Frequency	
9D050019AL	ON/OFF	38x125x23	20W	220/240V	50/60Hz	37€
9D050020DDTC	DALI	52x120x22	20W	220/240V	50/60Hz	51€
9D050020DATC	1-10V	52x120x22	20W	220/240V	50/60Hz	53€
9D050020DATC	Push	52x120x22	20W	220/240V	50/60Hz	53€
9D050026CASTC*	CASAMBI	79x124x22	26W	220/240V	50/60Hz	141€
9D050020TFTC	PHASE CUT	52x120x22	20W	220/240V	50/60Hz	53€

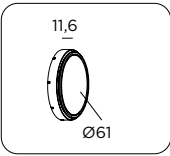
* Attention, it does not pass through the recess hole

For 1h or 3h emergency version, please contact the factory.



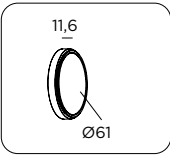
Primary ring

Primary ring that allows the housing of any accessory, to be fixed on the front of the standard ring. A primary ring is always necessary for fixing one or more overlapping accessories.



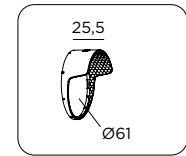
Elliptical lens

Rotatable lens to obtain the elliptical deformation of the beam, amplitude and variable characteristics depending on the chosen optical combination.Each accessory or group of accessories requires only one primary ring nut for installation on the optical compartment.



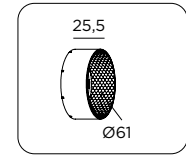
Diffuser lens

Specific lens to obtain further visual diffusion.Each accessory or group of accessories requires only one primary ring nut for installation on the optical compartment.



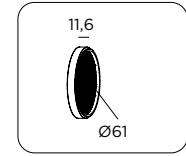
Visor

Partial rotatable glare control, necessary to shield any directional glare. Each accessory or group of accessories requires only one primary ring nut for installation on the optical compartment.



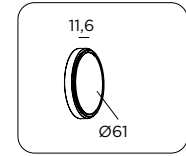
Snoot

Omnidirectional glare reducer, to assist in shielding any radial glare disturbances. Each accessory or group of accessories requires only one primary ring nut for installation on the optical compartment.



Honeycomb

Honeycomb lens, necessary to shield any radial disturbances.Each accessory or group of accessories requires only one primary ring nut for installation on the optical compartment.



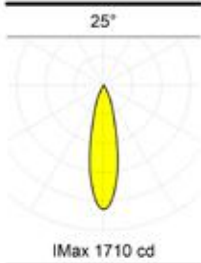
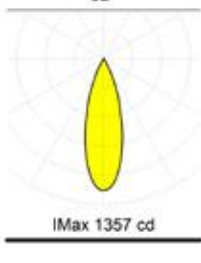
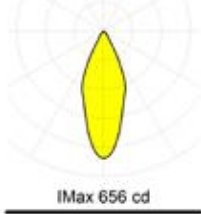
Protective Glass

Additional shielding useful to prevent the accumulation of dust and residues in the optical compartment when the luminaire is used for indirect applications.

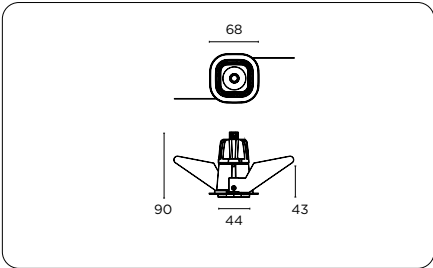


Adjustable or fixed_
high efficiency COB LED source_

Fixed LED downlight made from diecast aluminium available in 2700K, 3000K and 4000K in CRI95 and 3000K in CRI85. Nominal power consumption of 6W (900lm). Lumen maintenance of 100,000 hrs at L80B10. The downlight is complete with an optics assembly including mirror-painted polycarbonate reflective optic in different beam angles. An optional coloured cover made from PMMA can be added to the optics assembly in translucent, translucent orange, translucent blue and translucent green or matt black. The coloured cover catches the light and gives the downlight a glowing, coloured cover effect. Ingress protection of IP20 or IP40 in the fixed version, when used with satin diffuser, which is available as an accessory. Class III luminaire to be used with remote driver, available for ON/OFF, DALI, 1-10V, PUSH and PHASE CUT dimming. Also available in emergency version (consult factory). Bluetooth accessory can be used in combination with the DALI driver for control via a smartphone app. To be ordered separately. Housing finishes include matt white textured and matt black textured (powder coated).

Blog Small / Medium			3000 K / Ra 95	
m	Ø	Lux	25°	Glaring
1	0.45	1710		UGR 2.6
2	0.89	427		Colour deviation 3 SDCM
3	1.34	190		Fixture power 6.1 W
4	1.78	107		Fixture flux 412.0 lm
5	2.23	68		Fixture efficacy 68 lm/W
			IMax 1710 cd	LED values 6.1 W 745.0 lm
Blog Small / Large			3000 K / Ra 95	
m	Ø	Lux	32°	Glaring
1	0.57	1357		UGR 4.3
2	1.14	339		Colour deviation 3 SDCM
3	1.70	151		Fixture power 6.1 W
4	2.27	85		Fixture flux 433.0 lm
5	2.84	54		Fixture efficacy 71 lm/W
			IMax 1357 cd	LED values 6.1 W 745.0 lm
Blog Small / Wide			3000 K / Ra 95	
m	Ø	Lux	40°	Glaring
1	0.73	656		UGR 15.5
2	1.46	164		Colour deviation 3 SDCM
3	2.18	73		Fixture power 6.1 W
4	2.91	41		Fixture flux 314.0 lm
5	3.64	26		Fixture efficacy 51 lm/W
			IMax 656 cd	LED values 6.1 W 745.0 lm

BLOG Small Fixed



1208154	BLOG Fixed Small 6W	57€
----------------	---------------------	------------

+		
Finish		
BT	Matt black txt	0€
WT	Matt white txt	0€

+		
CRI-CCT		
-	CRI85 3000K	0€
/9527	CRI95 2700K	0€
/9530	CRI95 3000K	0€
/9540	CRI95 4000K	0€

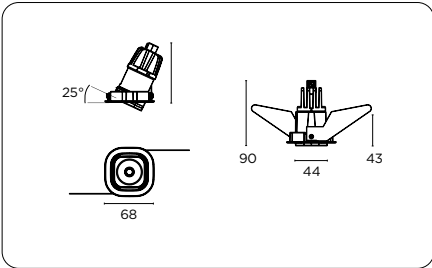
+		
Optic		
/M	Medium	0€
/L	Large	0€
/W	Wide	0€

+		
Decorative ring		
1209000	Decorative ring	9€

+		
Finish Decorative ring		
T0	Translucent	0€
T1	Translucent Orange	0€
T6	Translucent Blue	0€
T2	Translucent Green	0€
52	Matt black	0€

Independent accessories		
9G024	Satin diffuser	12€
9N004CON	Accessory Bluetooth to be used with DALI driver	960€

BLOG Small Tilt



1208254	BLOG Small Tilt 6W	62€
----------------	--------------------	------------

+		
Finish		
BT	Matt black txt	0€
WT	Matt white txt	0€

+		
CRI-CCT		
-	CRI85 3000K	0€
/9527	CRI95 2700K	0€
/9530	CRI95 3000K	0€
/9540	CRI95 4000K	0€

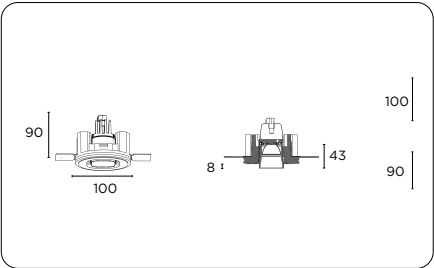
+		
Optic		
/M	Medium	0€
/L	Large	0€
/W	Wide	0€

+		
Decorative ring		
1209000	Decorative ring	9€

+		
Finish Decorative ring		
T0	Translucent	0€
T1	Translucent Orange	0€
T6	Translucent Blue	0€
T2	Translucent Green	0€
52	Matt black	0€

Independent accessories		
9G024	Satin diffuser	12€
9N004CON	Accessory Bluetooth to be used with DALI driver	960€

BLOG Small 1x



120809142	BLOG Trimless Small 1x only gypsum	19€
------------------	------------------------------------	------------

+		
Versions		
1208054	BLOG small Fixed 6W	57€

+		
Finish		
BT	Matt black txt	0€
WT	Matt white txt	0€

+		
CRI-CCT		
-	CRI85 3000K	0€
/9527	CRI95 2700K	0€
/9530	CRI95 3000K	0€
/9540	CRI95 4000K	0€

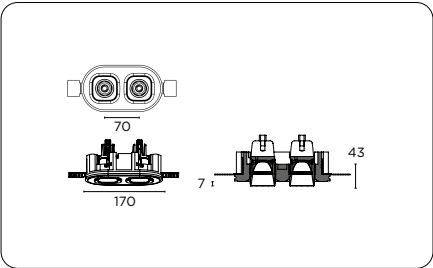
+		
Optic		
/M	Medium	0€
/L	Large	0€
/W	Wide	0€

+		
Decorative ring		
1209000	Decorative ring	9€

+		
Finish Decorative ring		
T0	Translucent	0€
T1	Translucent Orange	0€
T6	Translucent Blue	0€
T2	Translucent Green	0€
52	Matt black	0€

Independent accessories		
9G024	Satin diffuser	12€
9N004CON	Accessory Bluetooth to be used with DALI driver	960€

BLOG Small 2x



120809242	BLOG Trimless Small 2x only gypsum	29€
------------------	------------------------------------	------------

+		
Versions		
2X 1208054	BLOG small Fixed 2x6W	114€

+		
Finish		
BT	Matt black txt	0€
WT	Matt white txt	0€

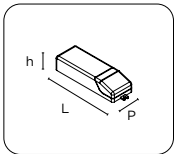
+		
CRI-CCT		
-	CRI85 3000K	0€
/9527	CRI95 2700K	0€
/9530	CRI95 3000K	0€
/9540	CRI95 4000K	0€

+		
Optic		
/M	Medium	0€
/L	Large	0€
/W	Wide	0€

+		
Decorative ring		
1209000	Decorative ring	9€

+		
Finish Decorative ring		
T0	Translucent	0€
T1	Translucent Orange	0€
T6	Translucent Blue	0€
T2	Translucent Green	0€
52	Matt black	0€

Independent accessories		
9G024	Satin diffuser	12€
9N004CON	Accessory Bluetooth to be used with DALI driver	960€



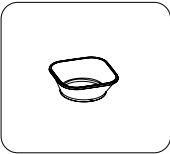
Driver LED

Power supply (DC 350mA - Vf=17,5V)						
	Control	LxPxh	Power	Voltage	Frequency	
9D035010AL	ON/OFF	39x76x23	10W	220/240V	50/60Hz	20€
9D035017DDTC	DALI	52x120x22	17W	220/240V	50/60Hz	51€
9D035018DATC	1-10V	52x120x22	18W	220/240V	50/60Hz	53€
9D035018DATC	Push	52x120x22	18W	220/240V	50/60Hz	53€
9D035018CASTC	CASAMBI	44x147x30	18W	220/240V	50/60Hz	124€
9D035017TFTC	PHASE CUT	52x120x22	17W	220/240V	50/60Hz	53€

Power supplies for version trimless 1x (DC 350mA -Vf=17,5V)						
	Control	LxPxh	Power	Voltage	Frequency	
9D035010AL	ON/OFF	39x76x23	10W	220/240V	50/60Hz	20€
9D035018DDTR	DALI	43x190x30	17W	220/240V	50/60Hz	65€
9D035018DDTR	Push	43x190x30	17W	220/240V	50/60Hz	65€
9D035018CASTC	CASAMBI	44x147x30	18W	220/240V	50/60Hz	124€

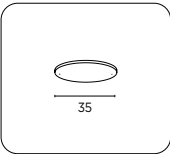
Power supplies for version trimless 2x (DC 350mA -Vf=17,5V)						
	Control	LxPxh	Power	Voltage	Frequency	
9D035016AL	ON/OFF	38x125x23	16W	220/240V	50/60Hz	31€
9D035018DDTR	DALI	43x190x30	17W	220/240V	50/60Hz	65€
9D035018DDTR	Push	43x190x30	17W	220/240V	50/60Hz	65€
9D035018CASTC	CASAMBI	44x147x30	18W	220/240V	50/60Hz	124€

Order a ballast for each individual light fixture



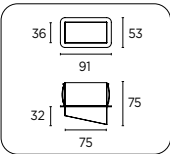

Decorative ring made of paste painted polycarbonate. The coloured finishes are translucent, the black finish is opaque.

650°



The satin diffuser increases the diffusion of the luminous flux by widening and softening the beam of light.

IP40 750°



Accessory bluetooth. To be used with DALI driver.

50 79 59 0,10

Ring			
Finish			
120 90 00	T0	neutral	9€
	T1	orange fire	
	T2	green	
	T6	ocean blue	
	52	black	

Satin diffuser	
9G 024	12€

Bluetooth®	
9N 004 CON	960€



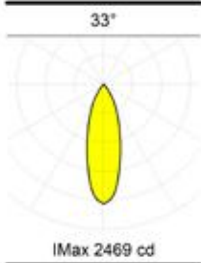
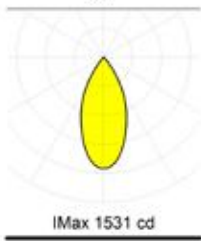
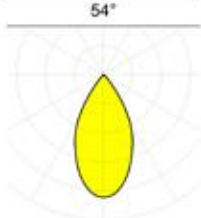
Adjustable or fixed_
high efficiency COB LED source_

Fixed LED downlight made from diecast aluminium available in 2700K, 3000K and 4000K in CRI95 and 3000K in CRI85. Nominal power consumption of 6W (900lm). Lumen maintenance of 100,000 hrs at L80B10. The downlight is complete with an optics assembly including mirror-painted polycarbonate reflective optic in different beam angles.

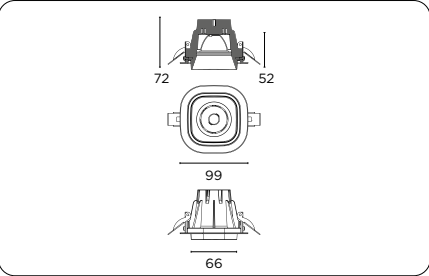
An optional coloured cover made from PMMA can be added to the optics assembly in translucent, translucent orange, translucent blue and translucent green or matt black.

The coloured cover catches the light and gives the downlight a glowing, coloured cover effect. Ingress protection of IP20 or IP40 in the fixed version, when used with satin diffuser, which is available as an accessory. Class III luminaire to be used with remote driver, available for ON/OFF, DALI, 1-10V, PUSH and PHASE CUT dimming. Also available in emergency version (consult factory).

A Bluetooth accessory can be used in combination with the DALI driver for control via a smartphone app. To be ordered separately. Housing finishes include matt white textured and matt black textured (powder coated).

Blog / Spot			3000 K / Ra 95	
m	Ø	Lux	33°	Glaring
1	0.58	2469		UGR 18.1
2	1.17	617		Colour deviation 3 SDCM
3	1.75	274		Fixture power 11.8 W
4	2.33	154		Fixture flux 1045.0 lm
5	2.92	99		Fixture efficacy 89 lm/W
			IMax 2469 cd	LED values 11.8 W 1640.0 lm
Blog / Medium			3000 K / Ra 95	
m	Ø	Lux	47°	Glaring
1	0.88	1531		UGR 19.7
2	1.76	383		Colour deviation 3 SDCM
3	2.64	170		Fixture power 11.8 W
4	3.51	96		Fixture flux 978.0 lm
5	4.39	61		Fixture efficacy 83 lm/W
			IMax 1531 cd	LED values 11.8 W 1640.0 lm
Blog / Large			3000 K / Ra 95	
m	Ø	Lux	54°	Glaring
1	1.02	1262		UGR 20.5
2	2.04	316		Colour deviation 3 SDCM
3	3.05	140		Fixture power 11.8 W
4	4.07	79		Fixture flux 941.0 lm
5	5.09	50		Fixture efficacy 80 lm/W
			IMax 1262 cd	LED values 11.8 W 1640.0 lm

BLOG Fixed



1218154	BLOG Fixed 13W	66€
---------	----------------	-----

+		
Finish		
BT	Matt black txt	0€
WT	Matt white txt	0€

+		
CRI-CCT		
-	CRI85 3000K	0€
/9527	CRI95 2700K	0€
/9530	CRI95 3000K	0€
/9540	CRI95 4000K	0€

+		
Optic		
/S	Small	0€
/M	Medium	0€
/L	Large	0€

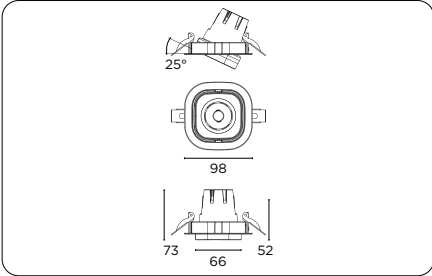
+		
Decorative ring		
1219000	Decorative ring	11€

+		
Finish Decorative ring		
T0	Translucent	0€
T1	Translucent Orange	0€
T6	Translucent Blue	0€
T2	Translucent Green	0€
52	Matt black	0€

Independent accessories		
9G026	Satin diffuser	12€
9G067	Honeycomb louvre	24€

9N004CON	Accessory Bluetooth to be used with DALI driver	960€
----------	---	------

BLOG Tilt



1218254	BLOG Tilt 13W	72€
---------	---------------	-----

+		
Finish		
BT	Matt black txt	0€
WT	Matt white txt	0€

+		
CRI-CCT		
-	CRI85 3000K	0€
/9527	CRI95 2700K	0€
/9530	CRI95 3000K	0€
/9540	CRI95 4000K	0€

+		
Optic		
/S	Small	0€
/M	Medium	0€
/L	Large	0€

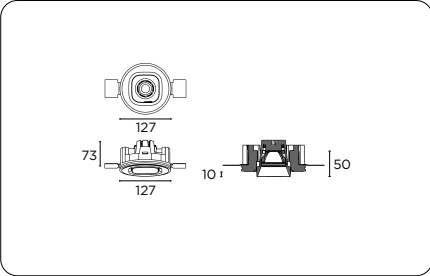
+		
Decorative ring		
1219000	Decorative ring	11€

+		
Finish Decorative ring		
T0	Translucent	0€
T1	Translucent Orange	0€
T6	Translucent Blue	0€
T2	Translucent Green	0€
52	Matt black	0€

Independent accessories		
9G026	Satin diffuser	12€
9G067	Honeycomb louvre	24€

9N004CON	Accessory Bluetooth to be used with DALI driver	960€
----------	---	------

BLOG Trimless 1x



121809142	BLOG Trimless 1x only gypsum	22€
-----------	------------------------------	-----

+		
Versions		
1218054	BLOG Fixed	66€

+		
Finish		
BT	Matt black txt	0€
WT	Matt white txt	0€

+		
CRI-CCT		
-	CRI85 3000K	0€
/9527	CRI95 2700K	0€
/9530	CRI95 3000K	0€
/9540	CRI95 4000K	0€

+		
Optic		
/S	Small	0€
/M	Medium	0€
/L	Large	0€

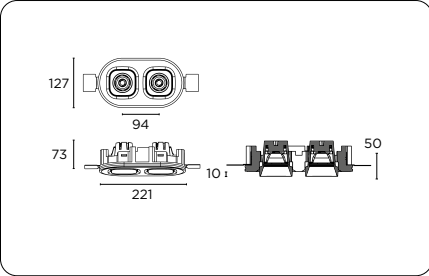
+		
Decorative ring		
1219000	Decorative ring	11€

+		
Finish Decorative ring		
T0	Translucent	0€
T1	Translucent Orange	0€
T6	Translucent Blue	0€
T2	Translucent Green	0€
52	Matt black	0€

Independent accessories		
9G026	Satin diffuser	12€
9G067	Honeycomb louvre	24€

9N004CON	Accessory Bluetooth to be used with DALI driver	960€
----------	---	------

BLOG Trimless 2x



121809242	BLOG Trimless 2x only gypsum	32€
-----------	------------------------------	-----

+		
Versions		
2X 1218054	BLOG Fixed	126€

+		
Finish		
BT	Matt black txt	0€
WT	Matt white txt	0€

+		
CRI-CCT		
-	CRI85 3000K	0€
/9527	CRI95 2700K	0€
/9530	CRI95 3000K	0€
/9540	CRI95 4000K	0€

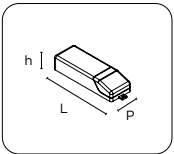
+		
Optic		
/S	Small	0€
/M	Medium	0€
/L	Large	0€

+		
Decorative ring		
1219000	Decorative ring	11€

+		
Finish Decorative ring		
T0	Translucent	0€
T1	Translucent Orange	0€
T6	Translucent Blue	0€
T2	Translucent Green	0€
52	Matt black	0€

Independent accessories		
9G026	Satin diffuser	12€
9G067	Honeycomb louvre	24€

9N004CON	Accessory Bluetooth to be used with DALI driver	960€
----------	---	------



Driver LED

Power supply (DC 350mA - Vf=34V)						
	Control	LxPxh	Power	Voltage	Frequency	
9D035016AL	ON/OFF	38x125x23	16W	220/240V	50/60Hz	31€
9D035017DDTC	DALI	52x120x22	17W	220/240V	50/60Hz	51€
9D035018DATC	1-10V	52x120x22	18W	220/240V	50/60Hz	53€
9D035018DATC	Push	52x120x22	18W	220/240V	50/60Hz	53€
9D035018CASTC	CASAMBI	44x147x30	18W	220/240V	50/60Hz	124€
9D035017TFTC	PHASE CUT	52x120x22	17W	220/240V	50/60Hz	53€

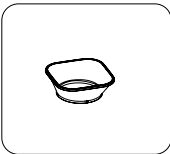
Power supplies for version trimless 1x (DC 350mA -Vf=34V)						
	Control	LxPxh	Power	Voltage	Frequency	
9D035016AL	ON/OFF	38x125x23	16W	220/240V	50/60Hz	31€
9D035017DDTC	DALI	52x120x22	17W	220/240V	50/60Hz	51€
9D035018DATC	1-10V	52x120x22	18W	220/240V	50/60Hz	53€
9D035018DATC	Push	52x120x22	18W	220/240V	50/60Hz	53€
9D035018CASTC	CASAMBI	44x147x30	18W	220/240V	50/60Hz	124€
9D035017TFTC	PHASE CUT	52x120x22	17W	220/240V	50/60Hz	53€

Power supplies for version trimless 2x (DC 350mA -Vf=34V)						
	Control	LxPxh	Power	Voltage	Frequency	
9D035016AL	ON/OFF	38x125x23	16W	220/240V	50/60Hz	31€
9D035017DDTC	DALI	52x120x22	17W	220/240V	50/60Hz	51€
9D035018DATC	1-10V	52x120x22	18W	220/240V	50/60Hz	53€
9D035018DATC	PUSH	52x120x22	18W	220/240V	50/60Hz	53€
9D035018CASTC	CASAMBI	44x147x30	18W	220/240V	50/60Hz	124€
9D035017TFTC	PHASE CUT	52x120x22	17W	220/240V	50/60Hz	53€

For non-accessible false ceilings. Order a ballast for each individual light fixture.

Power supplies for version trimless 2x (DC 700mA -Vf=34V)						
	Control	LxPxh	Power	Voltage	Frequency	
9D070030AL	ON/OFF	38x125x23	30W	220/240V	50/60Hz	32€
9D070032DDTC*	DALI	67x103x21	32W	220/240V	50/60Hz	68€
9D070032DATC*	1-10V	67x103x21	32W	220/240V	50/60Hz	65€
9D070032DATC*	PUSH	67x103x21	32W	220/240V	50/60Hz	65€
9D070036CASTC	CASAMBI	44x147x30	36W	220/240V	50/60Hz	124€
9D070032TFTC*	PHASE CUT	46x166x34	32W	220/240V	50/60Hz	65€

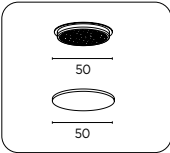
* Attention, it does not pass through the recess hole
Parallel connection of LEDs.



Decorative ring made of paste painted polycarbonate. The coloured finishes are translucent, the black finish is opaque.



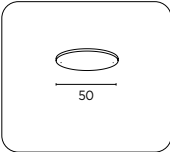
Ring			
Finish			
121 90 00	T0	neutral	11€
	T1	orange fire	
	T2	green	
	T6	ocean blue	
	52	black	



The honeycomb grid is an accessory used for the anti-glare effect. It reduces the luminous flux by 20%.



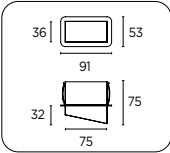

Honeycomb louvre	
9G 067	24€



The satin diffuser increases the diffusion of the luminous flux by widening and softening the beam of light.



Satin diffuser	
9G 026	12€



Accessory bluetooth.
To be used with DALI driver.



Bluetooth®	
9N 004 CON	960€

NIO SMALL



Adjustable or fixed_
high efficiency COB LED source_

Small fixed or adjustable downlights. Adjustable Nio can be regulated up to 90° from the ceiling and rotated on its axis up to 355°. This condition makes NIO extremely versatile. Thanks to a rear closure, the housing that is placed in the upper side of this fixtures is not visible when NIO is pulled out. This feature provides this fixture with a smooth outline no opaquer how NIO is regulated. Fixed NIO is the latest item of this range that has improved to a greater extent. All NIO downlights have a coloured ring as part of the optical assembly. This ring is available in many finishes and gives the fixtures a chromatic touch. Three different beam angles are available for this product family which is powered by remote drivers for On-Off or dimmable operation, depending on the selection: DALI, PUSH/1-10V and PHASE CUT. An accessory to be coupled to the DALI power supply for a Bluetooth control system through a Smartphone App that can be purchased separately

Nio Small / Spot / 13W			3000 K / Ra 95	
m	Ø	Lux	21°	Glaring -
1	0.37	4479		UGR 19.1
2	0.74	1120		Colour deviation 3 SDCM
3	1.12	498		Fixture power 13.6 W
4	1.49	280		Fixture flux 1215.0 lm
5	1.86	179		Fixture efficacy 89 lm/W
			IMax 4479 cd	LED values 12.2 W 1375.0 lm

Nio Small / Spot / 18W			3000 K / Ra 95	
m	Ø	Lux	21°	Glaring -
1	0.37	5943		UGR 20.1
2	0.74	1486		Colour deviation 3 SDCM
3	1.12	660		Fixture power 20.0 W
4	1.49	371		Fixture flux 1612.0 lm
5	1.86	238		Fixture efficacy 81 lm/W
			IMax 5943 cd	LED values 17.9 W 1825.0 lm

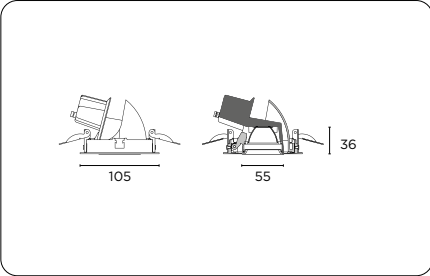
Nio Small / Medium / 13W			3000 K / Ra 95	
m	Ø	Lux	38°	Glaring -
1	0.68	2136		UGR 21.2
2	1.37	534		Colour deviation 3 SDCM
3	2.05	237		Fixture power 13.6 W
4	2.73	133		Fixture flux 1221.0 lm
5	3.42	85		Fixture efficacy 90 lm/W
			IMax 2136 cd	LED values 12.2 W 1375.0 lm

Nio Small / Medium / 18W			3000 K / Ra 95	
m	Ø	Lux	38°	Glaring -
1	0.68	2834		UGR 22.2
2	1.37	708		Colour deviation 3 SDCM
3	2.05	315		Fixture power 20.0 W
4	2.73	177		Fixture flux 1620.0 lm
5	3.42	113		Fixture efficacy 81 lm/W
			IMax 2834 cd	LED values 17.9 W 1825.0 lm

Nio Small / Large / 13W			3000 K / Ra 95	
m	Ø	Lux	74°	Glaring -
1	1.50	641		UGR 27.2
2	3.01	160		Colour deviation 3 SDCM
3	4.51	71		Fixture power 13.6 W
4	6.01	40		Fixture flux 977.0 lm
5	7.52	26		Fixture efficacy 72 lm/W
			IMax 641 cd	LED values 12.2 W 1375.0 lm

Nio Small / Large / 18W			3000 K / Ra 95	
m	Ø	Lux	37°	Glaring -
1	0.68	2397		UGR 20.5
2	1.35	599		Colour deviation 3 SDCM
3	2.03	266		Fixture power 20.0 W
4	2.70	150		Fixture flux 1296.0 lm
5	3.38	96		Fixture efficacy 65 lm/W
			IMax 2399 cd	LED values 17.9 W 1825.0 lm

NIO Small Downlight
Extractable



6148054	NIO Small Downlight Extractable 13W - max 18W	116€
---------	---	------

Finish		
4X	Matt white txt	0€
5X	Matt black txt	0€

CRI-CCT		
-	CRI85 3000K	0€
/9527	CRI95 2700K	0€
/9530	CRI95 3000K	0€
/9540	CRI95 4000K	0€

Decorative ring		
6109050	Decorative ring	17€

Finish Decorative ring		
10	Lacquered red	0€
17	Matt orange	0€
20	Spring green	0€
33	Corn yellow	0€
42	Matt white	0€
52	Matt black	0€
92	Concrete grey	0€

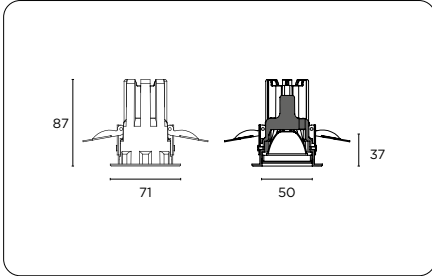
Optics		
/S	Spot	0€
/M	Medium	0€
/L	Large	0€

Independent accessories		
9G025	Honeycomb louvre	18€
9G026	Satin diffuser	12€
9G040	Cut-off	24€
9N004CON	Accessory Bluetooth to be used with DALI driver	960€



Optics with rings

NIO Small Fixed Downlight



6148056	NIO Small Fixed Downlight 13W - max 18W	64€
---------	---	-----

Finish		
4X	Matt white txt	0€
5X	Matt black txt	0€

CRI-CCT		
-	CRI85 3000K	0€
/9527	CRI95 2700K	0€
/9530	CRI95 3000K	0€
/9540	CRI95 4000K	0€

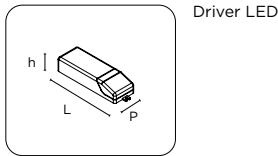
Decorative ring		
6109050	Decorative ring	17€

Finish Decorative ring		
10	Lacquered red	0€
17	Matt orange	0€
20	Spring green	0€
33	Corn yellow	0€
42	Matt white	0€
52	Matt black	0€
92	Concrete grey	0€

Optics		
/S	Spot	0€
/M	Medium	0€
/L	Large	0€

Independent accessories		
9G025	Honeycomb louvre	18€
9G026	Satin diffuser	12€
9G040	Cut-off	24€
9N004CON	Accessory Bluetooth to be used with DALI driver	960€

Ring - Optic				
Ring finish		Optic		17€
610 90 50	10	Lacquered red	/S Spot	
	17	Matt orange	/M Medium	
	20	Spring green	/L Large	
	33	Corn yellow		
	42	Matt white		
	52	Matt black		
		92	Concrete grey	

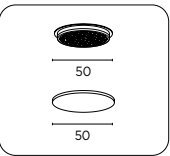


Driver LED

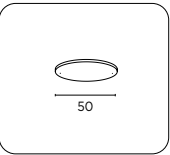
Power supplies for version 13W (DC 350mA - Vf=35V)						
	Control	LxPxh	Power	Voltage	Frequency	
9D035016AL	ON/OFF	38x125x23	16W	220/240V	50/60Hz	31€
9D035017DDTC	DALI	52x120x22	17W	220/240V	50/60Hz	51€
9D035018DDTC	DALI	67x103x21	17W	220/240V	50/60Hz	68€
9D035018DATC	1-10V	52x120x22	18W	220/240V	50/60Hz	53€
9D035018DATC	Push	52x120x22	18W	220/240V	50/60Hz	53€
9D035019DATC	1-10V	67x103x21	18W	220/240V	50/60Hz	65€
9D035019DATC	Push	67x103x21	18W	220/240V	50/60Hz	65€
9D035018CASTC	CASAMBI	44x147x30	18W	220/240V	50/60Hz	124€
9D035017TFTC	PHASE CUT	52x120x22	17W	220/240V	50/60Hz	53€

Power supplies for version 18W (DC 500mA - Vf=36V)						
	Control	LxPxh	Power	Voltage	Frequency	
9D050019AL	ON/OFF	38x125x23	20W	220/240V	50/60Hz	37€
9D050020DDTC	DALI	52x120x22	20W	220/240V	50/60Hz	51€
9D050024DDTC	DALI	67x103x21	24W	220/240V	50/60Hz	68€
9D050020DATC	1-10V	52x120x22	20W	220/240V	50/60Hz	53€
9D050020DATC	Push	52x120x22	20W	220/240V	50/60Hz	53€
9D050025DATC	1-10V	67x103x21	25W	220/240V	50/60Hz	65€
9D050025DATC	Push	67x103x21	25W	220/240V	50/60Hz	65€
9D050027CASTC	CASAMBI	44x147x30	27W	220/240V	50/60Hz	124€
9D050020TFTC	PHASE CUT	52x120x22	20W	220/240V	50/60Hz	53€

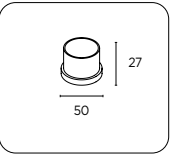
NIO SMALL accessories



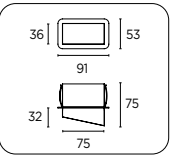

The honeycomb grid is an accessory used for the anti-glare effect. It reduces the luminous flux by 20%.



The satin diffuser increases the diffusion of the luminous flux by widening and softening the beam of light.



Thanks to this accessory it is possible to obtain a narrow and sharp beam, with a greater contrast between the illuminated and non illuminated area.



Accessory bluetooth.
To be used with DALI driver.



Honeycomb louvre

9G 025	18€
--------	-----

Satin diffuser

9G 026	12€
--------	-----

Cut-Off

9G 040	24€
--------	-----


Bluetooth®

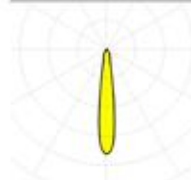
9N 004 CON	960€
------------	------

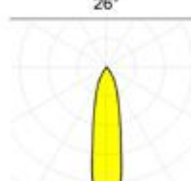


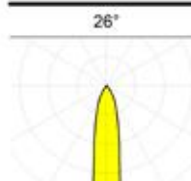
Adjustable or fixed_
high efficiency COB LED source_

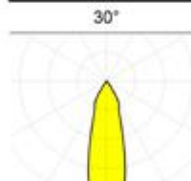
Fixed or adjustable downlights.
Adjustable Nio can be regulated up to 90° from the ceiling and rotated on its axis up to 355°. This condition makes NIO extremely versatile.
Thanks to a rear closure, the housing that is placed in the upper side of this fixtures is not visible when NIO is pulled out. This feature provides this fixture with a smooth outline no opaquer how NIO is regulated.
Fixed NIO is the latest item of this range that has improved to a greater extent.
All NIO downlights have a coloured ring as part of the optical assembly. This ring is available in many finishes and gives the fixtures a chromatic touch.
Three different beam angles are available for this product family which is powered by remote drivers for On-Off or dimmable operation, depending on the selection: DALI, PUSH, 1-10V, CASAMBI and PHASE CUT.
An accessory to be coupled to the DALI power supply for a Bluetooth control system through a Smartphone App that can be purchased separately.

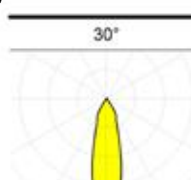
Nio / Spot / 18W			3000 K / Ra 95	
m	Ø	Lux	15°	Glaring -
1	0.27	10887		UGR 15.2
2	0.54	2722		Colour deviation 3 SDCM
3	0.81	1210		Fixture power 19.6 W
4	1.08	680		Fixture flux 1695.0 lm
5	1.35	435		Fixture efficacy 86 lm/W
			IMax 10887 cd	LED values 17.5 W 2310.0 lm

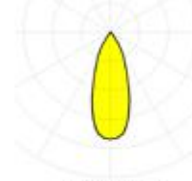
Nio / Spot / 26W			3000 K / Ra 95	
m	Ø	Lux	15°	Glaring -
1	0.27	14420		UGR 16.2
2	0.54	3605		Colour deviation 3 SDCM
3	0.81	1602		Fixture power 28.1 W
4	1.08	901		Fixture flux 2245.0 lm
5	1.35	577		Fixture efficacy 80 lm/W
			IMax 14420 cd	LED values 25.1 W 3060.0 lm


Nio / Spot / 33W			3000 K / Ra 95	
m	Ø	Lux	26°	Glaring -
1	0.46	8419		UGR 19.4
2	0.92	2105		Colour deviation 3 SDCM
3	1.38	935		Fixture power 33.9 W
4	1.84	526		Fixture flux 2857.0 lm
5	2.30	337		Fixture efficacy 84 lm/W
			IMax 8483 cd	LED values 30.3 W 4165.0 lm

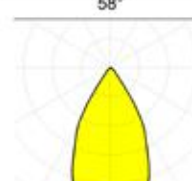
Nio / Spot / 40W			3000 K / Ra 95	
m	Ø	Lux	26°	Glaring -
1	0.46	9551		UGR 19.8
2	0.92	2388		Colour deviation 3 SDCM
3	1.38	1061		Fixture power 39.9 W
4	1.84	597		Fixture flux 3241.0 lm
5	2.30	382		Fixture efficacy 81 lm/W
			IMax 9623 cd	LED values 35.7 W 4725.0 lm

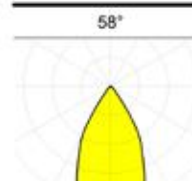
Nio / Medium / 18W			3000 K / Ra 95	
m	Ø	Lux	30°	Glaring -
1	0.53	4205		UGR 15.9
2	1.06	1051		Colour deviation 3 SDCM
3	1.59	467		Fixture power 19.6 W
4	2.11	263		Fixture flux 1610.0 lm
5	2.64	168		Fixture efficacy 82 lm/W
			IMax 4205 cd	LED values 17.5 W 2310.0 lm

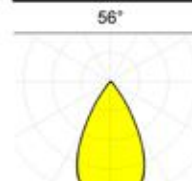
Nio / Medium / 26W			3000 K / Ra 95	
m	Ø	Lux	30°	Glaring -
1	0.53	5571		UGR 16.8
2	1.06	1393		Colour deviation 3 SDCM
3	1.59	619		Fixture power 28.1 W
4	2.11	348		Fixture flux 2133.0 lm
5	2.64	223		Fixture efficacy 76 lm/W
			IMax 5571 cd	LED values 25.1 W 3060.0 lm

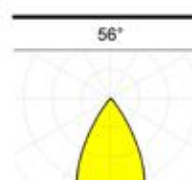
Nio / Medium / 33W			3000 K / Ra 95	
m	Ø	Lux	38°	Glaring -
1	0.69	5524		UGR 20.0
2	1.38	1381		Colour deviation 3 SDCM
3	2.07	614		Fixture power 33.9 W
4	2.76	345		Fixture flux 2847.0 lm
5	3.45	221		Fixture efficacy 84 lm/W
			IMax 5524 cd	LED values 30.3 W 4165.0 lm

Nio / Medium / 40W			3000 K / Ra 95	
m	Ø	Lux	38°	Glaring -
1	0.69	6267		UGR 20.4
2	1.38	1567		Colour deviation 3 SDCM
3	2.07	696		Fixture power 39.9 W
4	2.76	392		Fixture flux 3230.0 lm
5	3.45	251		Fixture efficacy 81 lm/W
			IMax 6267 cd	LED values 35.7 W 4725.0 lm

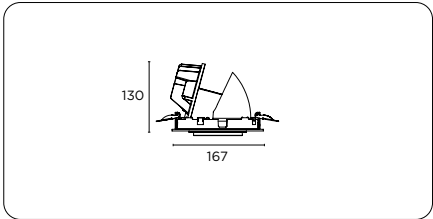
Nio / Wide / 18W			3000 K / Ra 95	
m	Ø	Lux	58°	Glaring -
1	1.11	1891		UGR 17.9
2	2.21	473		Colour deviation 3 SDCM
3	3.32	210		Fixture power 19.6 W
4	4.43	118		Fixture flux 1608.0 lm
5	5.54	76		Fixture efficacy 82 lm/W
			IMax 1892 cd	LED values 17.5 W 2310.0 lm

Nio / Wide / 26W			3000 K / Ra 95	
m	Ø	Lux	58°	Glaring -
1	1.11	2505		UGR 18.8
2	2.21	626		Colour deviation 3 SDCM
3	3.32	278		Fixture power 28.1 W
4	4.43	157		Fixture flux 2131.0 lm
5	5.54	100		Fixture efficacy 76 lm/W
			IMax 2508 cd	LED values 25.1 W 3060.0 lm

Nio / Wide / 33W			3000 K / Ra 95	
m	Ø	Lux	56°	Glaring -
1	1.07	3376		UGR 21.8
2	2.13	844		Colour deviation 3 SDCM
3	3.20	375		Fixture power 33.9 W
4	4.26	211		Fixture flux 2830.0 lm
5	5.33	135		Fixture efficacy 83 lm/W
			IMax 3378 cd	LED values 30.3 W 4165.0 lm

Nio / Wide / 40W			3000 K / Ra 95	
m	Ø	Lux	56°	Glaring -
1	1.07	3830		UGR 22.2
2	2.13	957		Colour deviation 3 SDCM
3	3.20	426		Fixture power 39.9 W
4	4.26	239		Fixture flux 3210.0 lm
5	5.33	153		Fixture efficacy 80 lm/W
			IMax 3832 cd	LED values 35.7 W 4725.0 lm

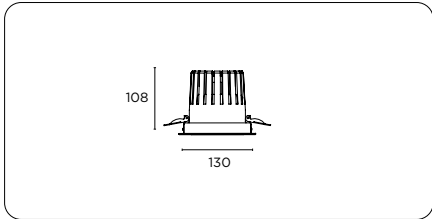
NIO Downlight
Extractable



60280	NIO Downlight Extractable	170€
+		
Versions		
54	18W - 500mA max 26W - 700mA	0€
55	40W - 1050mA	20€
+		
Finish		
4X	Matt white txt	0€
5X	Matt black txt	0€
+		
CRI-CCT		
-	CRI85 3000K	0€
/9527	CRI95 2700K	0€
/9530	CRI95 3000K	0€
/9540	CRI95 4000K	0€
+		
Decorative ring		
6029050	Decorative ring	40€
+		
Finish Decorative ring		
10	Lacquered red	0€
17	Matt orange	0€
20	Spring green	0€
33	Corn yellow	0€
42	Matt white	0€
52	Matt black	0€
92	Concrete grey	0€
+		
Optics		
/S	Spot	0€
/M	Medium	0€
/W	Wide	0€

Independent accessories		
9G019	Honeycomb louvre	35€
9G014	Satin diffuser	9€
9N004CON	Accessory Bluetooth to be used with DALI driver	960€

NIO Fixed Downlight



60280	NIO Fixed Downlight	100€
+		
Versions		
56	18W/26W	0€
57	33W/40W	20€
+		
Finish		
4X	Matt white txt	0€
5X	Matt black txt	0€
+		
CRI-CCT		
-	CRI85 3000K	0€
/9527	CRI95 2700K	0€
/9530	CRI95 3000K	0€
/9540	CRI95 4000K	0€
+		
Decorative ring		
6029050	Decorative ring	40€
+		
Finish Decorative ring		
10	Lacquered red	0€
17	Matt orange	0€
20	Spring green	0€
33	Corn yellow	0€
42	Matt white	0€
52	Matt black	0€
92	Concrete grey	0€
+		
Optics		
/S	Spot	0€
/M	Medium	0€
/W	Wide	0€

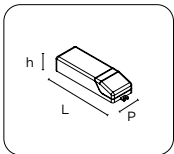
Independent accessories		
9G019	Honeycomb louvre	35€
9G014	Satin diffuser	9€
9N004CON	Accessory Bluetooth to be used with DALI driver	960€

NIO



Optics with rings

Ring - Optic				
Ring finish			Optic	
602 90 50	10	Lacquered red	/S	Spot
	17	Matt orange	/M	Medium
	20	Spring green	/W	Wide
	33	Corn yellow		
	42	Matt white		
	52	Matt black		
	92	Concrete grey		



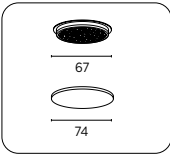
Driver LED

Power supplies for version 18W (DC 500mA - Vf=35V)						
	Control	LxPxh	Power	Voltage	Frequency	
9D050019AL	ON/OFF	38x125x23	20W	220/240V	50/60Hz	37€
9D050020DDTC	DALI	52x120x22	20W	220/240V	50/60Hz	51€
9D050024DDTC	DALI	67x103x21	24W	220/240V	50/60Hz	68€
9D050020DATC	1-10V	52x120x22	20W	220/240V	50/60Hz	53€
9D050020DATC	Push	52x120x22	20W	220/240V	50/60Hz	53€
9D050025DATC	1-10V	67x103x21	25W	220/240V	50/60Hz	65€
9D050025DATC	Push	67x103x21	25W	220/240V	50/60Hz	65€
9D050027CASTC	CASAMBI	44x147x30	27W	220/240V	50/60Hz	124€
9D050024TFTC	PHASE CUT	46x166x34	24W	220/240V	50/60Hz	65€
9D050020TFTC	PHASE CUT	52x120x22	20W	220/240V	50/60Hz	53€

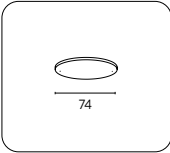
Power supplies for version 26W (DC 700mA - Vf=36V)						
	Control	LxPxh	Power	Voltage	Frequency	
9D070031TC	ON/OFF	44x147x22	31W	220/240V	50/60Hz	22€
9D070032DDTC	DALI	67x103x21	32W	220/240V	50/60Hz	68€
9D070032DATC	1-10V	67x103x21	32W	220/240V	50/60Hz	65€
9D070032DATC	Push	67x103x21	32W	220/240V	50/60Hz	65€
9D070036CASTC	CASAMBI	44x147x30	36W	220/240V	50/60Hz	124€
9D070032TFTC	PHASE CUT	46x166x34	32W	220/240V	50/60Hz	65€

Power supplies for version 33W (DC 900mA - Vf=34V)						
	Control	LxPxh	Power	Voltage	Frequency	
9D090042TR	ON/OFF	82x160x34	42W	220/240V	50/60Hz	39€
9D090060DDTC	DALI	79x124x22	60W	220/240V	50/60Hz	78€
9D090060DDTC	1-10V	79x124x22	60W	220/240V	50/60Hz	78€
9D090060DDTC	Push	79x124x22	60W	220/240V	50/60Hz	78€
9D090038CASTC	CASAMBI	44x147x30	38W	220/240V	50/60Hz	124€

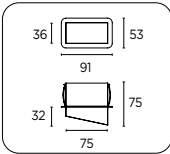

Power supplies for version 40W (DC 1050mA - Vf=34V)						
	Control	LxPxh	Power	Voltage	Frequency	
9D105042TR	ON/OFF	82x160x34	42W	220/240V	50/60Hz	40€
9D105060DDTC	DALI	79x124x22	60W	220/240V	50/60Hz	78€
9D105060DDTC	1-10V	79x124x22	60W	220/240V	50/60Hz	78€
9D105060DDTC	Push	79x124x22	60W	220/240V	50/60Hz	78€
9D105050CASTC	CASAMBI	79x124x22	50W	220/240V	50/60Hz	141€



The honeycomb grid is an accessory used for the anti-glare effect. It reduces the luminous flux by 20%.



The satin diffuser increases the diffusion of the luminous flux by widening and softening the beam of light.



Accessory bluetooth.
To be used with DALI driver.



Honeycomb louvre	
9G 019	35€

Satin diffuser	
9G 014	9€

Bluetooth®	
9N 004 CON	960€



PLURIEL MICRO

IP20    1+20 40



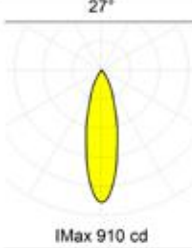
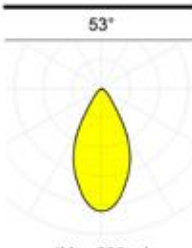
High efficiency COB LED source_

Adjustable semi-recessed LED Spotlight with 350° horizontal and 90° outward vertical adjustment. Fitted with COB LED light source and DC constant-current power supply to be ordered separately.

Two retention springs allow for easy fitting of the luminaire. The recessed Adapter of the luminaire is made from printed metal and the optical body is made from aluminium alloy 6060 with heat dissipating function.

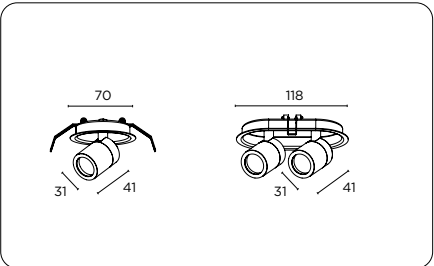
Finish options include matt white, matt black and concrete grey. In all the versions the internal plate of the product is black. Polycarbonate optics, painted in a mirror finish for maximum reflectance, including coloured ring available in nine finish options (to be ordered separately).

Available beam angles include Medium and Large. Supplied in a wide range of dimming options on request. Accessories include a cut-off attachment. Ingress protection of IP20.

Pluriel Micro / Medium			3000 K / Ra 95	
m	Ø	Lux	27°	Glaring -
1	0.49	910		UGR 18.2
2	0.97	227		Colour deviation 3 SDCM
3	1.46	101		Fixture power 5.2 W
4	1.95	57		Fixture flux 310.0 lm
5	2.43	36		Fixture efficacy 60 lm/W
			IMax 910 cd	LED values 4.5 W 504.0 lm
Pluriel Micro / Large			3000 K / Ra 95	
m	Ø	Lux	53°	Glaring -
1	0.99	295		UGR 23.1
2	1.98	74		Colour deviation 3 SDCM
3	2.96	33		Fixture power 5.2 W
4	3.95	18		Fixture flux 237.0 lm
5	4.94	12		Fixture efficacy 46 lm/W
			IMax 295 cd	LED values 4.5 W 504.0 lm

In-depth studies and technical sheets
exenia.eu/products

PLURIEL MICRO Downlight



370	PLURIEL MICRO Downlight	0€
+		
Versions		
80	1x4,5W - 500mA	90€
81	2x4,5W - 500mA	180€
+		
Driver		
54	Remote driver	0€
+		
Finish		
42	Matt white	0€
52	Matt black	0€
92	Concrete grey	0€
+		
CRI-CCT		
-	CR185 3000K	0€
/9527	CR195 2700K	0€
/9530	CR195 3000K	0€
/9540	CR195 4000K	0€
+		
Decorative ring		
3709050	Decorative ring	16€
+		

Finish Decorative ring		
1M	Brick red	0€
10	Lacquered red	0€
17	Matt orange	0€
20	Spring green	0€
33	Corn yellow	0€
42	Matt white	0€
52	Matt black	0€
64	Baby blue	0€
92	Concrete grey	0€
+		
Optics		
/M	Medium	0€
/L	Large	0€

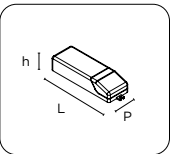
Independent accessories		
9G031	Ring Anti-glare Matt black	18€
9G047	Visor	24€
9N004CON	Accessory Bluetooth to be used in combination with a DALI driver	960€

PLURIEL MICRO



This ring comes with optic and protective screen.

Ring - Optic				
Ring finish			Optic	16€
3709050	1M	Brick red	/M Medium	
	10	Lacquered red	/L Large	
	17	Matt orange		
	20	Spring green		
	33	Corn yellow		
	42	Matt white		
	52	Matt black		
	64	Baby blue		
	92	Concrete grey		

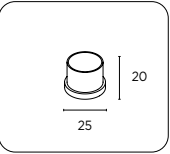


Driver LED

Power supplies for version 1x (DC 500mA -Vf=9,5V)						
	Control	LxPxh	Power	Voltage	Frequency	
9D050010AL	ON/OFF	39x76x23	10W	220/240V	50/60Hz	20€
9D050020DDTC	DALI	52x120x22	20W	220/240V	50/60Hz	51€
9D050024DDTC	DALI	67x103x21	24W	220/240V	50/60Hz	68€
9D050020DATC	1-10V	52x120x22	20W	220/240V	50/60Hz	53€
9D050020DATC	Push	52x120x22	20W	220/240V	50/60Hz	53€
9D050025DATC	1-10V	67x103x21	25W	220/240V	50/60Hz	65€
9D050025DATC	Push	67x103x21	25W	220/240V	50/60Hz	65€
9D050024TFTC	PHASE CUT	46x166x34	24W	220/240V	50/60Hz	65€
9D050020TFTC	PHASE CUT	52x120x22	20W	220/240V	50/60Hz	53€

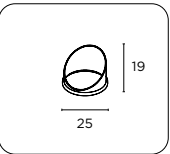
Power supplies for version 2x (DC 500mA -Vf=19V)						
	Control	LxPxh	Power	Voltage	Frequency	
9D050020AL	ON/OFF	38x125x23	22W	220/240V	50/60Hz	31€
9D050020DDTC	DALI	52x120x22	20W	220/240V	50/60Hz	51€
9D050024DDTC	DALI	67x103x21	24W	220/240V	50/60Hz	68€
9D050020DATC	1-10V	52x120x22	20W	220/240V	50/60Hz	53€
9D050020DATC	Push	52x120x22	20W	220/240V	50/60Hz	53€
9D050025DATC	1-10V	67x103x21	25W	220/240V	50/60Hz	65€
9D050025DATC	Push	67x103x21	25W	220/240V	50/60Hz	65€
9D050027CASTC	CASAMBI	44x147x30	27W	220/240V	50/60Hz	124€
9D050024TFTC	PHASE CUT	46x166x34	24W	220/240V	50/60Hz	65€
9D050020TFTC	PHASE CUT	52x120x22	20W	220/240V	50/60Hz	53€

PLURIEL MICRO accessories



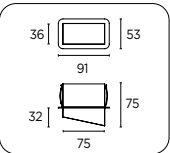
Thanks to this accessory it is possible to obtain a narrow and sharp beam, with a greater contrast between the illuminated and non illuminated area.

Cut-Off	
9G 031	18€



Thanks to this accessory it is possible to obtain an asymmetrically narrower and sharper beam with a greater contrast between the illuminated and non-illuminated area.

Visor	
9G 047	24€



Accessory bluetooth.
To be used with DALI driver.



Bluetooth®	
9N 004 CON	960€






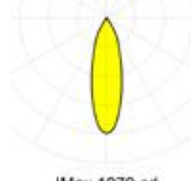

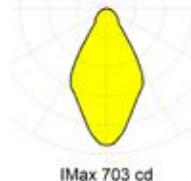


High efficiency COB LED source_

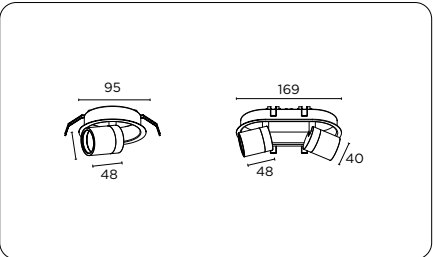
Recessed LED Downlight with a single adjustable spotlight with proprietary joint allowing for 359° horizontal and +/-90° vertical adjustment.

Optics in Medium, Large and Wide and remote power supply to be ordered separately. Optics come complete with a decorative ring that is available in nine liquid- coated finish options.

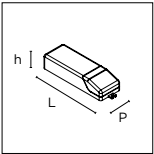
The luminaire is available in matt white, matt black and concrete grey. In all the versions the internal plate of the product is black. Ingress protection of IP20.

Pluriel / Medium / 6W			3000 K / Ra 95	
m	Ø	Lux	21°	Glaring -
1	0.38	2474		UGR 25.2
2	0.75	619		Colour deviation 3 SDCM
3	1.13	275		Fixture power 5.9 W
4	1.50	155		Fixture flux 604.0 lm
5	1.88	99		Fixture efficacy 102 lm/W
			IMax 2474 cd	LED values 5.9 W 800.0 lm
Pluriel / Medium / 9W			3000 K / Ra 95	
m	Ø	Lux	21°	Glaring -
1	0.38	3404		UGR 26.3
2	0.75	851		Colour deviation 3 SDCM
3	1.13	378		Fixture power 8.7 W
4	1.50	213		Fixture flux 831.0 lm
5	1.88	136		Fixture efficacy 96 lm/W
			IMax 3404 cd	LED values 8.7 W 1100.0 lm
Pluriel / Large / 6W			3000 K / Ra 95	
m	Ø	Lux	30°	Glaring -
1	0.54	1440		UGR 18.1
2	1.09	360		Colour deviation 3 SDCM
3	1.63	160		Fixture power 5.9 W
4	2.17	90		Fixture flux 601.0 lm
5	2.71	58		Fixture efficacy 102 lm/W
			IMax 1440 cd	LED values 5.9 W 800.0 lm
Pluriel / Large / 9W			3000 K / Ra 95	
m	Ø	Lux	30°	Glaring -
1	0.54	1979		UGR 19.2
2	1.09	495		Colour deviation 3 SDCM
3	1.63	220		Fixture power 8.7 W
4	2.17	124		Fixture flux 826.0 lm
5	2.71	79		Fixture efficacy 95 lm/W
			IMax 1979 cd	LED values 8.7 W 1100.0 lm
Pluriel / Wide / 6W			3000 K / Ra 95	
m	Ø	Lux	59°	Glaring -
1	1.14	511		UGR 29.4
2	2.27	128		Colour deviation 3 SDCM
3	3.41	57		Fixture power 5.9 W
4	4.54	32		Fixture flux 521.0 lm
5	5.68	20		Fixture efficacy 88 lm/W
			IMax 511 cd	LED values 5.9 W 800.0 lm
Pluriel / Wide / 9W			3000 K / Ra 95	
m	Ø	Lux	59°	Glaring -
1	1.14	703		UGR 30.5
2	2.27	176		Colour deviation 3 SDCM
3	3.41	78		Fixture power 8.7 W
4	4.54	44		Fixture flux 716.0 lm
5	5.68	28		Fixture efficacy 82 lm/W
			IMax 703 cd	LED values 8.7 W 1100.0 lm

PLURIEL Downlight



353	PLURIEL Downlight	0€
+		
Versions		
80	1X6W - 350mA / 1X9W - 500mA	96€
81	2X6W - 350mA / 2X9W - 500mA	191€
+		
Driver		
54	Remote driver	0€
+		
Finish		
42	Matt white	0€
52	Matt black	0€
92	Concrete grey	0€
+		
CRI-CCT		
-	CR185 3000K	0€
/9527	CR195 2700K	0€
/9530	CR195 3000K	0€
/9540	CR195 4000K	0€
+		
Decorative ring		
3539050	Decorative ring	16€
+		
Finish Decorative ring		
1M	Brick red	0€
10	Lacquered red	0€
17	Matt orange	0€
20	Spring green	0€
33	Corn yellow	0€
42	Matt white	0€
52	Matt black	0€
64	Baby blue	0€
92	Concrete grey	0€
+		
Optics		
/M	Medium	0€
/L	Large	0€
/W	Wide	0€
↓		
Independent accessories		
9Q31752	Optic Narrow	78€
9G049	Cut-off	21€
9G048	Visor	27€
9G023	Honeycomb louvre	18€
9G024	Satin diffuser	12€
9N004CON	Accessory Bluetooth to be used in combination with a DALI driver	960€



Driver LED

Power supplies for version 1x6W (DC 350mA -Vf=17V)						
	Control	LxPxh	Power	Voltage	Frequency	
9D035010AL	ON/OFF	39x76x23	10W	220/240V	50/60Hz	20€
9D035017DDTC	DALI	52x120x22	17W	220/240V	50/60Hz	51€
9D035018DDTC	DALI	67x103x21	17W	220/240V	50/60Hz	68€
9D035018DATC	1-10V	52x120x22	18W	220/240V	50/60Hz	53€
9D035018DATC	Push	52x120x22	18W	220/240V	50/60Hz	53€
9D035019DATC	1-10V	67x103x21	18W	220/240V	50/60Hz	65€
9D035019DATC	Push	67x103x21	18W	220/240V	50/60Hz	65€
9D035018CASTC	CASAMBI	44x147x30	18W	220/240V	50/60Hz	124€
9D035018TFTC	PHASE CUT	46x166x34	17W	220/240V	50/60Hz	64€
9D035017TFTC	PHASE CUT	52x120x22	17W	220/240V	50/60Hz	53€

Power supplies for version 2x6W (DC 350mA -Vf=34V)						
	Control	LxPxh	Power	Voltage	Frequency	
9D035016AL	ON/OFF	38x125x23	16W	220/240V	50/60Hz	31€
9D035017DDTC	DALI	52x120x22	17W	220/240V	50/60Hz	51€
9D035018DDTC	DALI	67x103x21	17W	220/240V	50/60Hz	68€
9D035018DATC	1-10V	52x120x22	18W	220/240V	50/60Hz	53€
9D035018DATC	Push	52x120x22	18W	220/240V	50/60Hz	53€
9D035019DATC	1-10V	67x103x21	18W	220/240V	50/60Hz	65€
9D035019DATC	Push	67x103x21	18W	220/240V	50/60Hz	65€
9D035018CASTC	CASAMBI	44x147x30	18W	220/240V	50/60Hz	124€
9D035018TFTC	PHASE CUT	46x166x34	17W	220/240V	50/60Hz	64€
9D035017TFTC	PHASE CUT	52x120x22	17W	220/240V	50/60Hz	53€

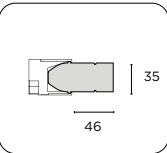
Power supplies for version 1x9W (DC 500mA -Vf=17,5V)						
	Control	LxPxh	Power	Voltage	Frequency	
9D050010AL	ON/OFF	39x76x23	10W	220/240V	50/60Hz	20€
9D050020DDTC	DALI	52x120x22	20W	220/240V	50/60Hz	51€
9D050024DDTC	DALI	67x103x21	24W	220/240V	50/60Hz	68€
9D050020DATC	1-10V	52x120x22	20W	220/240V	50/60Hz	53€
9D050020DATC	Push	52x120x22	20W	220/240V	50/60Hz	53€
9D050025DATC	1-10V	67x103x21	25W	220/240V	50/60Hz	65€
9D050025DATC	Push	67x103x21	25W	220/240V	50/60Hz	65€
9D050027CASTC	CASAMBI	44x147x30	27W	220/240V	50/60Hz	124€
9D050024TFTC	PHASE CUT	46x166x34	24W	220/240V	50/60Hz	65€
9D050020TFTC	PHASE CUT	52x120x22	20W	220/240V	50/60Hz	53€

Power supplies for version 2x9W (DC 350mA -Vf=35V)						
	Control	LxPxh	Power	Voltage	Frequency	
9D050020AL	ON/OFF	38x125x23	22W	220/240V	50/60Hz	31€
9D050020DDTC	DALI	52x120x22	20W	220/240V	50/60Hz	51€
9D050024DDTC	DALI	67x103x21	24W	220/240V	50/60Hz	68€
9D050020DATC	1-10V	52x120x22	20W	220/240V	50/60Hz	53€
9D050020DATC	Push	52x120x22	20W	220/240V	50/60Hz	53€
9D050025DATC	1-10V	67x103x21	25W	220/240V	50/60Hz	65€
9D050025DATC	Push	67x103x21	25W	220/240V	50/60Hz	65€
9D050027CASTC	CASAMBI	44x147x30	27W	220/240V	50/60Hz	124€
9D050024TFTC	PHASE CUT	46x166x34	24W	220/240V	50/60Hz	65€
9D050020TFTC	PHASE CUT	52x120x22	20W	220/240V	50/60Hz	53€



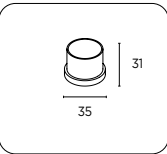
This ring comes with optic and protective screen.

Ring - Optic				
Ring finish			Optic	
353 90 50	1M	Brick red	/M	Medium
	10	Lacquered red	/L	Large
	17	Matt orange	/W	Wide
	20	Spring green		
	33	Corn yellow		
	42	Matt white		
	52	Matt black		
	64	Baby blue		
	92	Concrete grey		



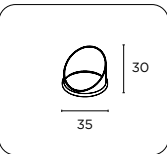
With the Narrow optic it is possible to obtain a 10° narrow beam. **Optic assembly and its coloured ring should not be ordered with this accessory.**

Optic Narrow	
9Q 317 52	78€



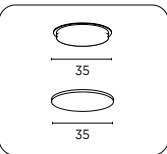
Thanks to this accessory it is possible to obtain a narrow and sharp beam, with a greater contrast between the illuminated and nonilluminated area.

Cut-Off	
9G 049	21€



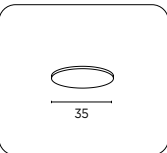
Thanks to this accessory it is possible to obtain an asymmetrally narrower and sharper beam with a greater contrast between the illuminated and non-illuminated area.

Visor	
9G 048	27€



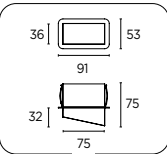

The honeycomb grid is an accessory used for the anti-glare effect. It reduces the luminous flux by 20%.

Honeycomb louvre	
9G 023	18€



The satin diffuser increases the diffusion of the luminous flux by widening and softening the beam of light.

Satin diffuser	
9G 024	12€



Accessory bluetooth. **To be used with DALI driver.**



Bluetooth®	
9N 004 CON	960€



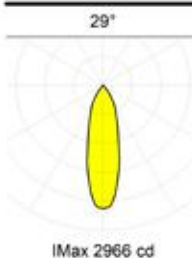
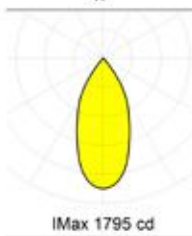
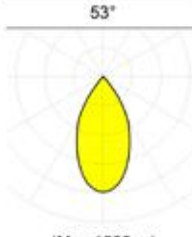
High efficiency COB LED source_

Recessed LED Downlight with two adjustable spotlights each with an independent joint allowing for 350° horizontal and +/-90° vertical adjustment.

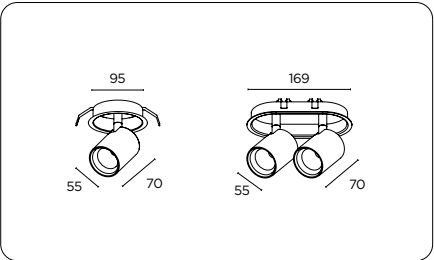
Optics in Spot, Medium and Large and remote power supply to be ordered separately. Optics come complete with a decorative ring that is available in seven liquid-coated finish options.

The luminaire is available in matt white, matt black and concrete grey. In all the versions the internal plate of the product is black. Accessories include narrow optics attachment, honeycomb louvre and satin diffuser.

Available as DALI, PUSH, 1-10V, CASAMBI and PHASE CUT dimming options on request. Ingress protection of IP20.

Pluriel Plus / Spot			3000 K / Ra 95		
m	Ø	Lux	29°	Glaring	-
1	0.52	2966		UGR	18.9
2	1.04	741		Colour deviation	3 SDCM
3	1.56	330		Fixture power	12.1 W
4	2.08	185		Fixture flux	1202.0 lm
5	2.61	119		Fixture efficacy	99 lm/W
			IMax 2966 cd	LED values	12.1 W 1361.0 lm
Pluriel Plus / Medium			3000 K / Ra 95		
m	Ø	Lux	47°	Glaring	-
1	0.87	1795		UGR	20.6
2	1.73	449		Colour deviation	3 SDCM
3	2.60	199		Fixture power	12.1 W
4	3.46	112		Fixture flux	1205.0 lm
5	4.33	72		Fixture efficacy	100 lm/W
			IMax 1795 cd	LED values	12.1 W 1361.0 lm
Pluriel Plus / Large			3000 K / Ra 95		
m	Ø	Lux	53°	Glaring	-
1	1.00	1582		UGR	21.3
2	2.01	395		Colour deviation	3 SDCM
3	3.01	176		Fixture power	12.1 W
4	4.02	99		Fixture flux	1208.0 lm
5	5.02	63		Fixture efficacy	100 lm/W
			IMax 1582 cd	LED values	12.1 W 1361.0 lm

PLURIEL PLUS Downlight



364	PLURIEL PLUS Downlight	0€
+		
Versions		
80	1x13W - 350mA	129€
81	2x13W - 700mA	239€
+		
Driver		
54	Remote driver	0€
+		
Finish		
42	Matt white	0€
52	Matt black	0€
92	Concrete grey	0€
+		
CRI-CCT		
-	CR185 3000K	0€
/9527	CR195 2700K	0€
/9530	CR195 3000K	0€
/9540	CR195 4000K	0€
+		
Decorative ring		
6109050	Decorative ring	17€
+		

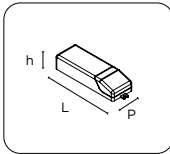
Finish Decorative ring		
10	Lacquered red	0€
17	Matt orange	0€
20	Spring green	0€
33	Corn yellow	0€
42	Matt white	0€
52	Matt black	0€
92	Concrete grey	0€
+		
Optics		
/S	Spot	0€
/M	Medium	0€
/L	Large	0€
+		
Independent accessories		
9G025	Honeycomb louvre	18€
9G026	Satin diffuser	12€
9G040	Cut-off	24€
9G039	Visor	29€
9N004CON	Accessory Bluetooth to be used in combination with a DALI driver	960€

PLURIEL PLUS



Optics with rings

Ring - Optic				
Ring finish		Optic		17€
610 90 50	10	Lacquered red	/S Spot	
	17	Matt orange	/M Medium	
	20	Spring green	/L Large	
	33	Corn yellow		
	42	Matt white		
	52	Matt black		
	92	Concrete grey		



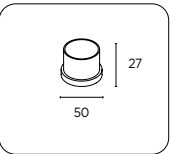
Driver LED

Power supplies for version 1x (DC 350mA -Vf=34V)						
	Control	LxPxh	Power	Voltage	Frequency	
9D035016AL	ON/OFF	38x125x23	16W	220/240V	50/60Hz	31€
9D035017DDTC	DALI	52x120x22	17W	220/240V	50/60Hz	51€
9D035018DDTC	DALI	67x103x21	17W	220/240V	50/60Hz	68€
9D035018DATC	1-10V	52x120x22	18W	220/240V	50/60Hz	53€
9D035018DATC	Push	52x120x22	18W	220/240V	50/60Hz	53€
9D035019DATC	1-10V	67x103x21	18W	220/240V	50/60Hz	65€
9D035019DATC	Push	67x103x21	18W	220/240V	50/60Hz	65€
9D035018CASTC	CASAMBI	44x147x30	18W	220/240V	50/60Hz	124€
9D035018TFTC	PHASE CUT	46x166x34	17W	220/240V	50/60Hz	64€
9D035017TFTC	PHASE CUT	52x120x22	17W	220/240V	50/60Hz	53€

Power supplies for version 2x (DC 350mA -Vf=34V)						
	Control	LxPxh	Power	Voltage	Frequency	
9D070031TC	ON/OFF	44x147x22	31W	220/240V	50/60Hz	22€
9D070032DDTC	DALI	67x103x21	32W	220/240V	50/60Hz	68€
9D070032DATC	1-10V	67x103x21	32W	220/240V	50/60Hz	65€
9D070032DATC	Push	67x103x21	32W	220/240V	50/60Hz	65€
9D070036CASTC	CASAMBI	44x147x30	36W	220/240V	50/60Hz	124€
9D070032TFTC	PHASE CUT	46x166x34	32W	220/240V	50/60Hz	65€

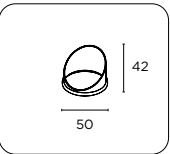
Parallel connection of LEDs.

PLURIEL PLUS accessories



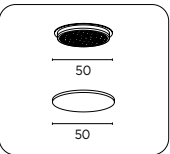
Thanks to this accessory it is possible to obtain a narrow and sharp beam, with a greater contrast between the illuminated and nonilluminated area.

Cut-Off	
9G 040	24€



Thanks to this accessory it is possible to obtain an asymmetrally narrower and sharper beam with a greater contrast between the illuminated and non illuminated area.

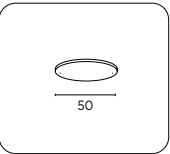
Visor	
9G 039	29€



The honeycomb grid is an accessory used for the anti-glare effect. It reduces the luminous flux by 20%.



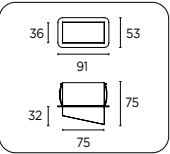

Honeycomb louvre	
9G 025	18€



The satin diffuser increases the diffusion of the luminous flux by widening and softening the beam of light.



Satin diffuser	
9G 026	12€




Accessory bluetooth.
To be used with DALI driver.



Bluetooth®	
9N 004 CON	960€






Comfort Ring for improved visual comfort_ high efficiency SMD LED source_

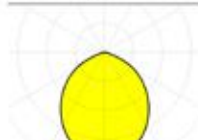
Decorative recessed LED Downlight fitted with LED light source with remote power supply to be ordered separately. The luminaire is manufactured from aluminium and is available in matt white finish.

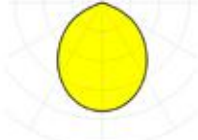
The product needs to be completed with the Comfort Ring for improved visual comfort.

Easy to install with quick electrical connexion directly on the driver. Available in a wide range of dimming options on request.

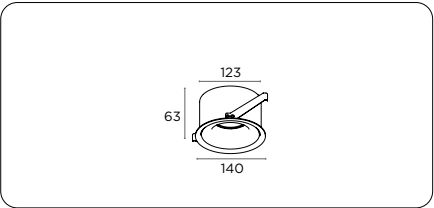
Accessories include polycarbonate opal diffuser and honeycomb louvre. Ingress protection of IP20.

Teddy / 350 / 8W			3000 K / Ra 85		
m	Ø	Lux	98°	Glaring	-
1	2.29	363		UGR	27.9
2	4.59	91		Colour deviation	3 SDCM
3	6.88	40		Fixture power	8.9 W
4	9.18	23		Fixture flux	810.0 lm
5	11.47	15		Fixture efficacy	91 lm/W
			IMax 363 cd	LED values	7.8 W 1084.0 lm

Teddy / 350 / 15W Medium			3000 K / Ra 85		
m	Ø	Lux	98°	Glaring	-
1	2.29	553		UGR	29.4
2	4.59	138		Colour deviation	3 SDCM
3	6.88	61		Fixture power	13.3 W
4	9.18	35		Fixture flux	1233.0 lm
5	11.47	22		Fixture efficacy	93 lm/W
			IMax 553 cd	LED values	11.9 W 1650.0 lm

Teddy / 350 / 15W Large			3000 K / Ra 85		
m	Ø	Lux	98°	Glaring	-
1	2.29	558		UGR	22.2
2	4.59	140		Colour deviation	3 SDCM
3	6.88	62		Fixture power	15.0 W
4	9.18	35		Fixture flux	1245.0 lm
5	11.47	22		Fixture efficacy	83 lm/W
			IMax 558 cd	LED values	11.9 W 1650.0 lm

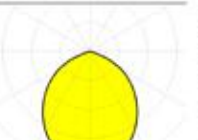
TEDDY Small Downlight




3718054	TEDDY Small Downlight 8W - 350mA	150€
+		
Finish		
42	Matt white	0€
+		
CRI-CCT		
-	CRI85 3000K	0€
/8540	CRI85 4000K	0€
+		
Decorative ring		
3719000	Decorative ring comfort	35€
+		
Finish Decorative ring		
1M	Brick red	0€
10	Lacquered red	0€
17	Matt orange	0€
20	Spring green	0€
33	Corn yellow	0€
42	Matt white	0€
52	Matt black	0€
64	Baby blue	0€
92	Concrete grey	0€

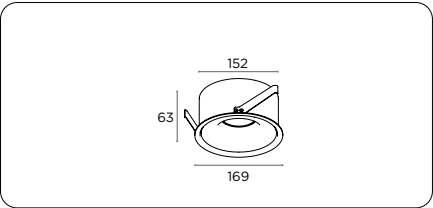
Independent accessories		
9G032	Honeycomb louvre	30€
9N004CON	Accessory Bluetooth to be used in combination with a DALI driver	960€

Teddy / 500 / 20W

Teddy / 500 / 20W			3000 K / Ra 85		
m	Ø	Lux	98°	Glaring	-
1	2.29	790		UGR	23.4
2	4.59	198		Colour deviation	3 SDCM
3	6.88	88		Fixture power	20.0 W
4	9.18	49		Fixture flux	1762.0 lm
5	11.47	32		Fixture efficacy	88 lm/W
			IMax 790 cd	LED values	17.3 W 2336.0 lm

Teddy / 700 / 27W			3000 K / Ra 85		
m	Ø	Lux	98°	Glaring	-
1	2.29	1080		UGR	24.5
2	4.59	270		Colour deviation	3 SDCM
3	6.88	120		Fixture power	27.0 W
4	9.18	67		Fixture flux	2408.0 lm
5	11.47	43		Fixture efficacy	89 lm/W
			IMax 1080 cd	LED values	24.7 W 3193.0 lm

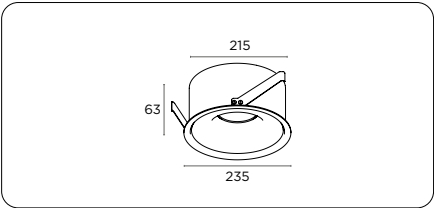
TEDDY Medium Downlight



3718154	TEDDY Medium Downlight 15W - 350mA	163€
+		
Finish		
42	Matt white	0€
+		
CRI-CCT		
-	CRI85 3000K	0€
/8540	CRI85 4000K	0€
+		
Decorative ring		
3719100	Decorative ring comfort	35€
+		
Finish Decorative ring		
1M	Brick red	0€
10	Lacquered red	0€
17	Matt orange	0€
20	Spring green	0€
33	Corn yellow	0€
42	Matt white	0€
52	Matt black	0€
64	Baby blue	0€
92	Concrete grey	0€

Independent accessories		
9G032	Honeycomb louvre	30€
9N004CON	Accessory Bluetooth to be used in combination with a DALI driver	960€

TEDDY Large Downlight



3438054	TEDDY Downlight 15W - 350mA / 20W - 500mA / 27W - 700mA	173€
+		
Finish		
42	Matt white	0€
+		
CRI-CCT		
-	CRI85 3000K	0€
/8540	CRI85 4000K	0€
+		
Decorative ring		
3439400	Decorative ring Comfort	35€
+		
Finish Decorative ring		
1M	Brick red	0€
10	Lacquered red	0€
17	Matt orange	0€
20	Spring green	0€
33	Corn yellow	0€
42	Matt white	0€
52	Matt black	0€
64	Baby blue	0€
92	Concrete grey	0€

Independent accessories		
3439200	Opal poly carbonate diffuser	24€
9G032	Honeycomb louvre	30€
9N004CON	Accessory Bluetooth to be used in combination with a DALI driver	960€

TEDDY



Ring comfort

Ring			
		Ring finish	
371 90 00	1M	Brick red	35€
	10	Lacquered red	
	17	Matt orange	
	20	Spring green	
	33	Corn yellow	
	42	Matt white	
	52	Matt black	
	64	Baby blue	
	92	Concrete grey	

Power supply (DC 350mA -Vf=21V)						
	Control	LxPxh	Power	Voltage	Frequency	
9D035010AL	ON/OFF	39x76x23	10W	220/240V	50/60Hz	20€
9D035017DDTC	DALI	52x120x22	17W	220/240V	50/60Hz	51€
9D035018DDTC	DALI	67x103x21	17W	220/240V	50/60Hz	68€
9D035018DATC	1-10V	52x120x22	18W	220/240V	50/60Hz	53€
9D035018DATC	Push	52x120x22	18W	220/240V	50/60Hz	53€
9D035019DATC	1-10V	67x103x21	18W	220/240V	50/60Hz	65€
9D035019DATC	Push	67x103x21	18W	220/240V	50/60Hz	65€
9D035018CASTC	CASAMBI	44x147x30	18W	220/240V	50/60Hz	124€
9D035018TFTC	PHASE CUT	46x166x34	17W	220/240V	50/60Hz	64€
9D035017TFTC	PHASE CUT	52x120x22	17W	220/240V	50/60Hz	53€

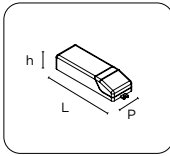
TEDDY Medium



Ring comfort

Ring			
		Ring finish	
371 91 00	1M	Brick red	35€
	10	Lacquered red	
	17	Matt orange	
	20	Spring green	
	33	Corn yellow	
	42	Matt white	
	52	Matt black	
	64	Baby blue	
	92	Concrete grey	

Power supply (DC 350mA -Vf=34V)						
	Control	LxPxh	Power	Voltage	Frequency	
9D035016AL	ON/OFF	38x125x23	16W	220/240V	50/60Hz	31€
9D035017DDTC	DALI	52x120x22	17W	220/240V	50/60Hz	51€
9D035018DDTC	DALI	67x103x21	17W	220/240V	50/60Hz	68€
9D035018DATC	1-10V	52x120x22	18W	220/240V	50/60Hz	53€
9D035018DATC	Push	52x120x22	18W	220/240V	50/60Hz	53€
9D035019DATC	1-10V	67x103x21	18W	220/240V	50/60Hz	65€
9D035019DATC	Push	67x103x21	18W	220/240V	50/60Hz	65€
9D035018CASTC	CASAMBI	44x147x30	18W	220/240V	50/60Hz	124€
9D035018TFTC	PHASE CUT	46x166x34	17W	220/240V	50/60Hz	64€
9D035017TFTC	PHASE CUT	52x120x22	17W	220/240V	50/60Hz	53€



Driver LED

TEDDY large



Ring comfort

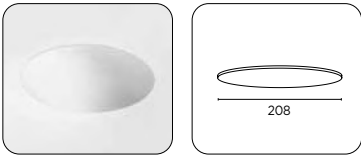
Ring			
		Ring finish	
343 94 00	1M	Brick red	35€
	10	Lacquered red	
	17	Matt orange	
	20	Spring green	
	33	Corn yellow	
	42	Matt white	
	52	Matt black	
	64	Baby blue	
	92	Concrete grey	

Power supplies for version 15W (DC 350mA - Vf=34V)						
	Control	LxPxh	Power	Voltage	Frequency	
9D035016AL	ON/OFF	38x125x23	16W	220/240V	50/60Hz	31€
9D035017DDTC	DALI	52x120x22	17W	220/240V	50/60Hz	51€
9D035018DDTC	DALI	67x103x21	17W	220/240V	50/60Hz	68€
9D035018DATC	1-10V	52x120x22	18W	220/240V	50/60Hz	53€
9D035018DATC	Push	52x120x22	18W	220/240V	50/60Hz	53€
9D035019DATC	1-10V	67x103x21	18W	220/240V	50/60Hz	65€
9D035019DATC	Push	67x103x21	18W	220/240V	50/60Hz	65€
9D035018CASTC	CASAMBI	44x147x30	18W	220/240V	50/60Hz	124€
9D035018TFTC	PHASE CUT	46x166x34	17W	220/240V	50/60Hz	64€
9D035017TFTC	PHASE CUT	52x120x22	17W	220/240V	50/60Hz	53€

Power supplies for version 20W (DC 500mA - Vf=34,5V)						
	Control	LxPxh	Power	Voltage	Frequency	
9D050019AL	ON/OFF	38x125x23	20W	220/240V	50/60Hz	37€
9D050020DDTC	DALI	52x120x22	20W	220/240V	50/60Hz	51€
9D050024DDTC	DALI	67x103x21	24W	220/240V	50/60Hz	68€
9D050020DATC	1-10V	52x120x22	20W	220/240V	50/60Hz	53€
9D050020DATC	Push	52x120x22	20W	220/240V	50/60Hz	53€
9D050025DATC	1-10V	67x103x21	25W	220/240V	50/60Hz	65€
9D050025DATC	Push	67x103x21	25W	220/240V	50/60Hz	65€
9D050027CASTC	CASAMBI	44x147x30	27W	220/240V	50/60Hz	124€
9D050024TFTC	PHASE CUT	46x166x34	24W	220/240V	50/60Hz	65€
9D050020TFTC	PHASE CUT	52x120x22	20W	220/240V	50/60Hz	53€

Power supplies for version 27W (DC 700mA - Vf=35,2V)						
	Control	LxPxh	Power	Voltage	Frequency	
9D070031TC	ON/OFF	44x147x22	31W	220/240V	50/60Hz	22€
9D070032DDTC	DALI	67x103x21	32W	220/240V	50/60Hz	68€
9D070032DATC	1-10V	67x103x21	32W	220/240V	50/60Hz	65€
9D070032DATC	Push	67x103x21	32W	220/240V	50/60Hz	65€
9D070036CASTC	CASAMBI	44x147x30	36W	220/240V	50/60Hz	124€
9D070032TFTC	PHASE CUT	46x166x34	32W	220/240V	50/60Hz	65€

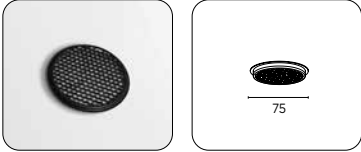
TEDDY accessories



Polycarbonate opal diffuser.
With this accessory there is no need to order coloured rings

IP₄₀ 

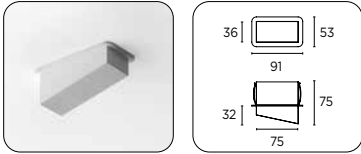
Diffuser		
343 92 00	only for Teddy Large	24€



The honeycomb grid is an accessory used for the antiglare effect. It reduces the luminous flux by 20%.

UGR <19

Honeycom louvre		
9G 032		30€




Accessory bluetooth.
To be used with DALI driver.



Bluetooth®		
9N 004 CON		960€





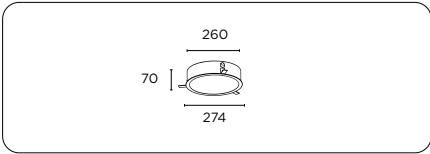


Trim and trimless versions_
high efficiency SMD LED source_

Recessed downlight with SMD LED source.
The source is installed on a wiring plate that houses both drivers and terminal blocks at the same time. The external body of the fixture is made of aluminium plate and painted with powders.
Diffuser in opaque PMMA (optional microprismatic) diffusing.
Constant DC power supply through an integrated driver on board of the unit. Emergency 3h available on request.

Io / 260 / Dif.			3000 K / Ra 85		
m	Ø	Lux	97°	Glaring	-
1	2.27	606		UGR	20.9
2	4.54	152		Colour deviation	3 SDCM
3	6.80	67		Fixture power	15.0 W
4	9.07	38		Fixture flux	1404.0 lm
5	11.34	24		Fixture efficacy	94 lm/W
			IMax 606 cd	LED values	13.3 W 1900.0 lm
Io / 260			3000 K / Ra 85		
m	Ø	Lux	111°	Glaring	-
1	2.90	372		UGR	22.7
2	5.80	93		Colour deviation	3 SDCM
3	8.70	41		Fixture power	15.0 W
4	11.60	23		Fixture flux	1037.0 lm
5	14.50	15		Fixture efficacy	69 lm/W
			IMax 372 cd	LED values	13.3 W 1900.0 lm

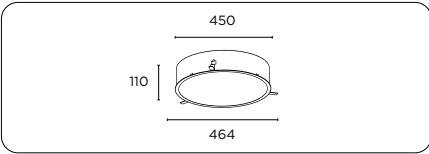
IO TRIM Ø 260



32585	IO TRIM NANO Ø 260 - 15W	205€
+		
Control		
50	ON-OFF	0€
53	EM. 1h on-off	150€
61	1..10V	50€
65	DALI	50€
68	PUSH	50€
64	PHASE CUT	50€
+		
Finish		
42	Matt white	0€
+		
CRI-CCT		
-	CRI85 3000K	0€
/8540	CRI85 4000K	0€

Independent accessories		
3259100	Microprismatic diffuser Ø260	31€
9N004CON	Accessory Bluetooth to be used in combination with a DALI driver	960€

IO TRIM Ø 450

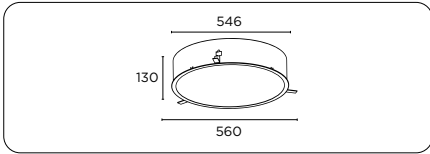


32586	IO TRIM XSMALL Ø 450 - 25W	310€
+		
Control		
50	ON-OFF	0€
53	EM. 1h on-off	150€
61	1..10V	50€
65	DALI	50€
68	PUSH	50€
64	PHASE CUT	50€
+		
Finish		
42	Matt white	0€
+		
CRI-CCT		
-	CRI85 3000K	0€
/8527	CRI85 2700K	0€
/8540	CRI85 4000K	0€

Independent accessories		
3259200	Microprismatic diffuser Ø450	46€
9N004CON	Accessory Bluetooth to be used in combination with a DALI driver	960€

Io / 450 / Dif.			3000 K / Ra 85		
m	Ø	Lux	97°	Glaring	-
1	2.27	1267		UGR	19.7
2	4.54	317		Colour deviation	3 SDCM
3	6.80	141		Fixture power	30.0 W
4	9.07	79		Fixture flux	2935.0 lm
5	11.34	51		Fixture efficacy	98 lm/W
			IMax 1267 cd	LED values	26.8 W 3560.0 lm
Io / 450			3000 K / Ra 85		
m	Ø	Lux	111°	Glaring	-
1	2.90	748		UGR	21.3
2	5.80	187		Colour deviation	3 SDCM
3	8.70	83		Fixture power	30.0 W
4	11.60	47		Fixture flux	2086.0 lm
5	14.50	30		Fixture efficacy	70 lm/W
			IMax 748 cd	LED values	26.8 W 3560.0 lm

IO TRIM Ø 546

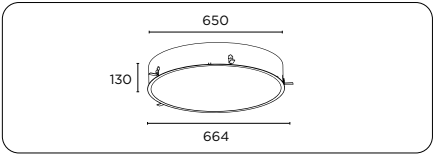


3258A	IO TRIM SMALL Ø550 - 50W	505€
+		
Control		
50	ON-OFF	0€
53	EM. 1h on-off	150€
61	1..10V	50€
65	DALI	50€
69	PUSH	50€
64	PHASE CUT	100€
+		
Finish		
42	Matt white	0€
+		
CRI-CCT		
/8527	CRI85 2700K	0€
-	CRI85 3000K	0€
/8540	CRI85 4000K	0€

Independent accessories		
3259500	Microprismatic diffuser Ø550	66€
9N004CON	Accessory Bluetooth to be used in combination with a DALI driver	960€

Io / 550 / Dif.			3000 K / Ra 85		
m	Ø	Lux	97°	Glaring	-
1	2.27	2511		UGR	20.7
2	4.54	628		Colour deviation	3 SDCM
3	6.80	279		Fixture power	60.0 W
4	9.07	157		Fixture flux	5816.0 lm
5	11.34	100		Fixture efficacy	97 lm/W
			IMax 2511 cd	LED values	53.6 W 7120.0 lm
Io / 550			3000 K / Ra 85		
m	Ø	Lux	111°	Glaring	-
1	2.90	1522		UGR	22.4
2	5.80	380		Colour deviation	3 SDCM
3	8.70	169		Fixture power	60.0 W
4	11.60	95		Fixture flux	4244.0 lm
5	14.50	61		Fixture efficacy	71 lm/W
			IMax 1522 cd	LED values	53.6 W 7120.0 lm

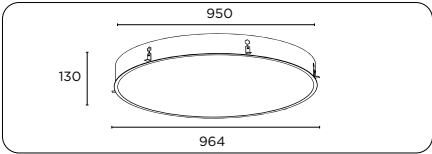
IO TRIM Ø 650



32587	IO TRIM MEDIUM Ø650 - 62W	680€
+		
Control		
50	ON-OFF	0€
53	EM. 1h on-off	150€
61	1..10V	50€
65	DALI	50€
69	PUSH	50€
64	PHASE CUT	150€
+		
Finish		
42	Matt white	0€
+		
CRI.CCT		
-	CRI85 3000K	0€
/8527	CRI85 2700K	0€
/8540	CRI85 4000K	0€

Independent accessories		
3259300	Microprismatic diffuser Ø650	86€
9N004CON	Accessory Bluetooth to be used in combination with a DALI driver	960€

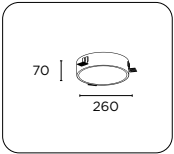
IO TRIM Ø 950



32588	IO TRIM LARGE Ø950 - 124W	1.380€
+		
Control		
50	ON-OFF	0€
53	EM. 1h on-off	150€
61	1..10V	100€
65	DALI	100€
69	PUSH	100€
64	PHASE CUT	250€
+		
Finish		
42	Matt white	0€
+		
CRI.CCT		
-	CRI85 3000K	0€
/8527	CRI85 2700K	0€
/8540	CRI85 4000K	0€

Independent accessories		
3259400	Microprismatic diffuser Ø950	156€
9N004CON	Accessory Bluetooth to be used in combination with a DALI driver	960€

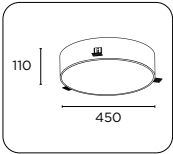
IO TRIMLESS Ø 260



32580	IO TRIMLESS Nano Ø 260 - 15W	205€
+		
Control		
50	ON-OFF	0€
53	EM. 1h on-off	150€
61	1..10V	50€
65	DALI	50€
68	PUSH	50€
64	PHASE CUT	50€
+		
Finish		
42	Matt white	0€
+		
CRI.CCT		
-	CRI85 3000K	0€
/8540	CRI85 4000K	0€

Independent accessories		
3259100	Microprismatic diffuser Ø260	31€
9N004CON	Accessory Bluetooth to be used in combination with a DALI driver	960€

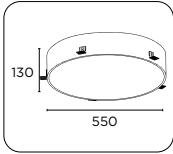
IO TRIMLESS Ø 450



32581	IO TRIMLESS XSmall Ø 450 - 25W	325€
+		
Control		
50	ON-OFF	0€
53	EM. 1h on-off	150€
61	1..10V	50€
65	DALI	50€
68	PUSH	50€
64	PHASE CUT	50€
+		
Finish		
42	Matt white	0€
+		
CRI.CCT		
-	CRI85 3000K	0€
/8527	CRI85 2700K	0€
/8540	CRI85 4000K	0€

Independent accessories		
3259200	Microprismatic diffuser Ø450	46€
9N004CON	Accessory Bluetooth to be used in combination with a DALI driver	960€

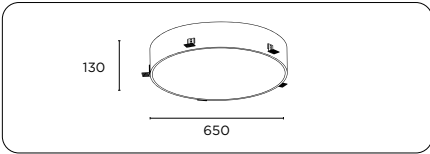
IO TRIMLESS Ø 550



32588	IO TRIMLESS Small Ø 550 - 50W	535€
+		
Control		
50	ON-OFF	0€
53	EM. 1h on-off	150€
61	1..10V	50€
65	DALI	50€
69	PUSH	50€
64	PHASE CUT	100€
+		
Finish		
42	Matt white	0€
+		
CRI.CCT		
/8527	CRI85 2700K	0€
-	CRI85 3000K	0€
/8540	CRI85 4000K	0€

Independent accessories		
3259500	Microprismatic diffuser Ø550	66€
9N004CON	Accessory Bluetooth to be used in combination with a DALI driver	960€

IO TRIMLESS Ø 650



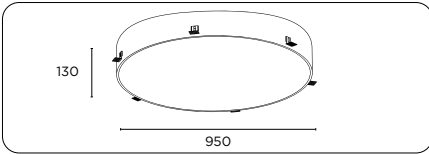
32582	IO TRIMLESS Medium Ø 650 - 62W	590€
--------------	-----------------------------------	-------------

Control		
50	ON-OFF	0€
53	EM. 1h on-off	150€
61	1..10V	50€
65	DALI	50€
69	PUSH	50€
64	PHASE CUT	150€

Finish		
42	Matt white	0€

CRI.CCT		
-	CRI85 3000K	0€
/8527	CRI85 2700K	0€
/8540	CRI85 4000K	0€

IO TRIMLESS Ø 950



32583	IO TRIMLESS Large Ø 950 - 124W	1.090€
--------------	-----------------------------------	---------------

Control		
50	ON-OFF	0€
53	EM. 1h on-off	150€
61	1..10V	100€
65	DALI	100€
69	PUSH	100€
64	PHASE CUT	250€

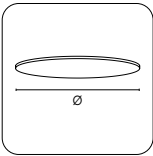
Finish		
42	Matt white	0€

CRI.CCT		
-	CRI85 3000K	0€
/8527	CRI85 2700K	0€
/8540	CRI85 4000K	0€

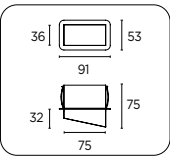

Independent accessories		
3259300	Microprismatic diffuser Ø650	86€
9N004CON	Accessory Bluetooth to be used in combination with a DALI driver	960€

Independent accessories		
3259400	Microprismatic diffuser Ø950	156€
9N004CON	Accessory Bluetooth to be used in combination with a DALI driver	960€

IO TRIM / TRIMLESS Accessories



Microprismatic diffuser.




Accessory bluetooth.
To be used with DALI driver.



Diffuser					
Versions				Finish	
325	91	Ø 260	31€	00	microprismatic 0€
	92	Ø 450	46€		
	95	Ø 550	66€		
	93	Ø 650	86€		
	94	Ø 950	156€		

Bluetooth®	
9N 004 CON	960€



LED BOOSTER KIT 51



This kit is composed by a LED source and its driver “plug & play”. Dimensions of both the components are thought to represent a valid substitute for most of the applications made with dichroic bulbs and halogen lamps. The easy fixing system allows to change the optic later on according to the different installation needs.

LED Booster Kit 51 / Spot / 5W				3000 K / Ra 85	
m	Ø	Lux		41°	
1	0.53	859			Glaring -
2	1.05	215			UGR 16.4
3	1.58	95			Colour deviation 3 SDCM
4	2.10	54			Fixture power 5.1 W
5	2.63	34			Fixture flux 363.0 lm
					Fixture efficacy 71 lm/W
					LED values 4.6 W 394.0 lm
					IMax 860 cd

LED Booster Kit 51 / Spot / 9W				3000 K / Ra 85	
m	Ø	Lux		30°	
1	0.53	2379			Glaring -
2	1.05	595			UGR 19.9
3	1.58	264			Colour deviation 3 SDCM
4	2.10	149			Fixture power 9.7 W
5	2.63	95			Fixture flux 1005.0 lm
					Fixture efficacy 104 lm/W
					LED values 8.7 W 1300.0 lm
					IMax 2380 cd

LED Booster Kit 51 / Spot / 13W				3000 K / Ra 85	
m	Ø	Lux		30°	
1	0.53	3395			Glaring -
2	1.05	849			UGR 21.2
3	1.58	377			Colour deviation 3 SDCM
4	2.10	212			Fixture power 13.5 W
5	2.63	136			Fixture flux 1434.0 lm
					Fixture efficacy 106 lm/W
					LED values 12.1 W 1623.0 lm
					IMax 3395 cd

LED Booster Kit 51 / Medium / 5W				3000 K / Ra 85	
m	Ø	Lux		41°	
1	0.74	551			Glaring -
2	1.48	138			UGR 16.6
3	2.22	61			Colour deviation 3 SDCM
4	2.96	34			Fixture power 5.1 W
5	3.70	22			Fixture flux 330.0 lm
					Fixture efficacy 65 lm/W
					LED values 4.6 W 394.0 lm
					IMax 551 cd

LED Booster Kit 51 / Medium / 9W				3000 K / Ra 85	
m	Ø	Lux		41°	
1	0.74	1525			Glaring -
2	1.48	381			UGR 20.1
3	2.22	169			Colour deviation 3 SDCM
4	2.96	95			Fixture power 9.7 W
5	3.70	61			Fixture flux 914.0 lm
					Fixture efficacy 94 lm/W
					LED values 8.7 W 1300.0 lm
					IMax 1525 cd

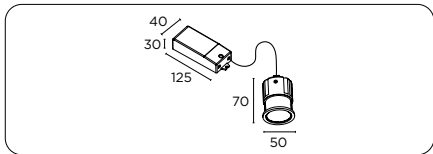
LED Booster Kit 51 / Medium / 13W				3000 K / Ra 85	
m	Ø	Lux		41°	
1	0.74	2396			Glaring -
2	1.48	599			UGR 21.7
3	2.22	266			Colour deviation 3 SDCM
4	2.96	150			Fixture power 13.5 W
5	3.70	96			Fixture flux 1436.0 lm
					Fixture efficacy 106 lm/W
					LED values 12.1 W 1623.0 lm
					IMax 2396 cd

LED Booster Kit 51 / Large / 5W				3000 K / Ra 85	
m	Ø	Lux		54°	
1	1.03	384			Glaring -
2	2.05	96			UGR 17.8
3	3.08	43			Colour deviation 3 SDCM
4	4.11	24			Fixture power 5.1 W
5	5.13	15			Fixture flux 313.0 lm
					Fixture efficacy 61 lm/W
					LED values 4.6 W 394.0 lm
					IMax 384 cd

LED Booster Kit 51 / Large / 9W				3000 K / Ra 85	
m	Ø	Lux		54°	
1	1.03	1061			Glaring -
2	2.05	265			UGR 21.3
3	3.08	118			Colour deviation 3 SDCM
4	4.11	66			Fixture power 9.7 W
5	5.13	42			Fixture flux 866.0 lm
					Fixture efficacy 89 lm/W
					LED values 8.7 W 1300.0 lm
					IMax 1062 cd

LED Booster Kit 51 / Large / 13W				3000 K / Ra 85	
m	Ø	Lux		54°	
1	1.03	1766			Glaring -
2	2.05	442			UGR 23.1
3	3.08	196			Colour deviation 3 SDCM
4	4.11	110			Fixture power 13.5 W
5	5.13	71			Fixture flux 1441.0 lm
					Fixture efficacy 107 lm/W
					LED values 12.1 W 1623.0 lm
					IMax 1766 cd

Booster Kit 51 - 5W/9W/13W



114	LED Booster Kit 51	0€
-----	--------------------	----

Versions		
06	5W	72€
09	9W	76€
13	13W	92€

x 5W		
2785	CRI85 2700K	0€
3085	CRI85 3000K	0€
4085	CRI85 4000K	0€

x 9/13W		
3085	CRI85 3000K	0€
2795	CRI95 2700K	0€
3095	CRI95 3000K	0€
4095	CRI95 4000K	0€


Optics		
/M	Medium 25°	0€
/L	Large 32°	0€
/W	Wide 40°	0€

Control		
A	ON-OFF	0€
B	1-10V	50€
D	DALI	50€
E	PUSH	50€
F	PHASE CUT	50€

Optics		
/S	Spot	0€
/M	Medium	0€
/L	Large	0€

LED BOOSTER KIT 111

A+ IP₂₀   



This kit is composed by a LED source with integrated reflector and its driver “plug & play”. Dimensions of both the components are thought to represent a valid substitute for most of the applications made with halogen QR111 and metal-halide HIPAR111.

The easy fixing system allows to change the optic later on according to the different installation needs.

LED Booster Kit 111 / Spot / 18W			3000 K / Ra 85	
m	Ø	Lux	28°	Glaring -
1	0.50	5208		UGR 22.2
2	1.01	1302		Colour deviation 3 SDCM
3	1.51	579		Fixture power 19.0 W
4	2.02	325		Fixture flux 2049.0 lm
5	2.52	208		Fixture efficacy 108 lm/W
			IMax 5203 cd	LED values 18.0 W 2320.0 lm

LED Booster Kit 111 / Spot / 26W			3000 K / Ra 85	
m	Ø	Lux	28°	Glaring -
1	0.50	6811		UGR 23.1
2	1.01	1703		Colour deviation 3 SDCM
3	1.51	757		Fixture power 27.0 W
4	2.02	426		Fixture flux 2680.0 lm
5	2.52	272		Fixture efficacy 99 lm/W
			IMax 6806 cd	LED values 26.1 W 3034.0 lm

LED Booster Kit 111 / Spot / 33W			3000 K / Ra 85	
m	Ø	Lux	26°	Glaring -
1	0.46	10105		UGR 18.1
2	0.92	2526		Colour deviation 3 SDCM
3	1.38	1123		Fixture power 33.0 W
4	1.84	632		Fixture flux 3429.0 lm
5	2.30	404		Fixture efficacy 104 lm/W
			IMax 10181 cd	LED values 30.3 W 4999.0 lm

LED Booster Kit 111 / Spot / 40W			3000 K / Ra 85	
m	Ø	Lux	26°	Glaring -
1	0.46	11375		UGR 18.5
2	0.92	2844		Colour deviation 3 SDCM
3	1.38	1264		Fixture power 40.0 W
4	1.84	711		Fixture flux 3880.0 lm
5	2.30	455		Fixture efficacy 97 lm/W
			IMax 11461 cd	LED values 35.6 W 5628.0 lm

LED Booster Kit 111 / Medium / 18W			3000 K / Ra 85	
m	Ø	Lux	37°	Glaring -
1	0.68	3798		UGR 22.7
2	1.35	949		Colour deviation 3 SDCM
3	2.03	422		Fixture power 19.0 W
4	2.70	237		Fixture flux 2053.0 lm
5	3.38	152		Fixture efficacy 108 lm/W
			IMax 3799 cd	LED values 18.0 W 2320.0 lm

LED Booster Kit 111 / Medium / 26W			3000 K / Ra 85	
m	Ø	Lux	37°	Glaring -
1	0.68	4967		UGR 23.6
2	1.35	1242		Colour deviation 3 SDCM
3	2.03	552		Fixture power 27.0 W
4	2.70	310		Fixture flux 2685.0 lm
5	3.38	199		Fixture efficacy 99 lm/W
			IMax 4969 cd	LED values 26.1 W 3034.0 lm

LED Booster Kit 111 / Medium / 33W			3000 K / Ra 85	
m	Ø	Lux	30°	Glaring -
1	0.53	8925		UGR 18.5
2	1.06	2231		Colour deviation 3 SDCM
3	1.59	992		Fixture power 33.0 W
4	2.11	558		Fixture flux 3417.0 lm
5	2.64	357		Fixture efficacy 104 lm/W
			IMax 8925 cd	LED values 30.3 W 4999.0 lm

LED Booster Kit 111 / Medium / 40W			3000 K / Ra 85	
m	Ø	Lux	38°	Glaring -
1	0.69	7466		UGR 19.1
2	1.38	1866		Colour deviation 3 SDCM
3	2.07	830		Fixture power 40.0 W
4	2.76	467		Fixture flux 3848.0 lm
5	3.45	299		Fixture efficacy 96 lm/W
			IMax 7466 cd	LED values 35.6 W 5628.0 lm

LED Booster Kit 111 / Large / 18W			3000 K / Ra 85	
m	Ø	Lux	48°	Glaring -
1	0.88	2913		UGR 23.9
2	1.77	728		Colour deviation 3 SDCM
3	2.65	324		Fixture power 19.0 W
4	3.54	182		Fixture flux 2059.0 lm
5	4.42	117		Fixture efficacy 108 lm/W
			IMax 2913 cd	LED values 18.0 W 2320.0 lm

LED Booster Kit 111 / Large / 26W			3000 K / Ra 85	
m	Ø	Lux	48°	Glaring -
1	0.88	3811		UGR 24.8
2	1.77	953		Colour deviation 3 SDCM
3	2.65	423		Fixture power 27.0 W
4	3.54	238		Fixture flux 2693.0 lm
5	4.42	152		Fixture efficacy 100 lm/W
			IMax 3811 cd	LED values 26.1 W 3034.0 lm

LED Booster Kit 111 / Large / 33W			3000 K / Ra 85	
m	Ø	Lux	58°	Glaring -
1	1.11	3993		UGR 20.5
2	2.21	998		Colour deviation 3 SDCM
3	3.32	444		Fixture power 33.0 W
4	4.43	250		Fixture flux 3396.0 lm
5	5.54	160		Fixture efficacy 103 lm/W
			IMax 3997 cd	LED values 30.3 W 4999.0 lm

LED Booster Kit 111 / Large / 40W			3000 K / Ra 85	
m	Ø	Lux	56°	Glaring -
1	1.07	4562		UGR 20.9
2	2.13	1141		Colour deviation 3 SDCM
3	3.20	507		Fixture power 40.0 W
4	4.26	285		Fixture flux 3824.0 lm
5	5.33	182		Fixture efficacy 96 lm/W
			IMax 4565 cd	LED values 35.6 W 5628.0 lm

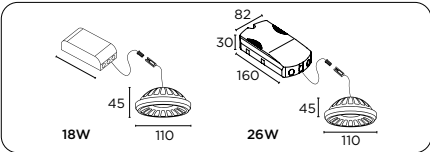
LED Booster Kit 111 / XLarge / 18W			3000 K / Ra 85	
m	Ø	Lux	75°	Glaring -
1	1.54	1083		UGR 29.3
2	3.08	271		Colour deviation 3 SDCM
3	4.62	120		Fixture power 19.0 W
4	6.16	68		Fixture flux 1648.0 lm
5	7.70	43		Fixture efficacy 87 lm/W
			IMax 1084 cd	LED values 18.0 W 2320.0 lm

LED Booster Kit 111 / XLarge / 26W			3000 K / Ra 85	
m	Ø	Lux	75°	Glaring -
1	1.54	1417		UGR 30.2
2	3.08	354		Colour deviation 3 SDCM
3	4.62	157		Fixture power 27.0 W
4	6.16	89		Fixture flux 2155.0 lm
5	7.70	57		Fixture efficacy 80 lm/W
			IMax 1418 cd	LED values 26.1 W 3034.0 lm

LED Booster Kit 111 / XLarge / 33W			3000 K / Ra 85	
m	Ø	Lux	71°	Glaring -
1	1.43	2650		UGR 26.1
2	2.86	663		Colour deviation 3 SDCM
3	4.29	294		Fixture power 33.0 W
4	5.72	166		Fixture flux 3249.0 lm
5	7.14	106		Fixture efficacy 98 lm/W
			IMax 2650 cd	LED values 30.3 W 4999.0 lm

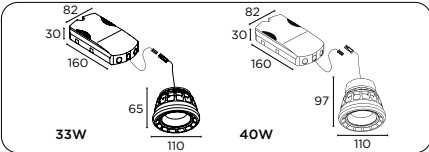
LED Booster Kit 111 / XLarge / 40W			3000 K / Ra 85	
m	Ø	Lux	71°	Glaring -
1	1.43	2984		UGR 26.5
2	2.86	746		Colour deviation 3 SDCM
3	4.29	332		Fixture power 40.0 W
4	5.72	186		Fixture flux 3658.0 lm
5	7.14	119		Fixture efficacy 91 lm/W
			IMax 2984 cd	LED values 35.6 W 5628.0 lm

Booster Kit 111 - 18W/26W




















115	LED Booster Kit 111	0€
+		
Versions		
18	18W	97€
26	26W	103€
+		
CRI-CCT		
3085	CRI85 3000K	0€
2795	CRI95 2700K	0€
3095	CRI95 3000K	0€
4095	CRI95 4000K	0€
+		
Control		
A	ON-OFF	0€
B	1-10V	50€
D	DALI	50€
E	PUSH	50€
F	PHASE CUT	50€
+		
Optics		
/S	Spot	0€
/M	Medium	0€
/L	Large	0€
/X	Extra Large	0€
+		
Finish		
-	Grey	0€
42	Matt white	0€
52	Matt black	0€

Booster Kit 111 - 33W/40W



116	LED Booster Kit 111	0€
+		
Versions		
33	33W	143€
40	40W	163€
+		
CRI-CCT		
3085	CRI85 3000K	0€
2795	CRI95 2700K	0€
3095	CRI95 3000K	0€
4095	CRI95 4000K	0€
+		
Control		
A	ON-OFF	0€
B	1-10V	50€
D	DALI	50€
E	PUSH	50€
+		
Optics		
/S	Spot	0€
/M	Medium	0€
/L	Large	0€
/X	Extra Large	0€
+		
Finish		
-	Grey	0€
42	Matt white	0€
52	Matt black	0€

PENDANTS / CEILING LAMPS

				
NABOO VERTICAL 348	NABOO 352	NABOO SPOT 360	NABOO MEETING 368	NABOO MEETING SPOT 372
				
HOLA 380	HOLA MEETING 386	IO 390	ATOLLO 398	YOMA 400
				
TEDDY 404	WILLY 410	SHOP 416	BILUX 420	PINKO 426
				
MAG 430	GO! 436	PLURIEL 442	JAM 446	GIOTTO 452
				
BOLA 458	LED RUNNER 462	LINEA 466		

NABOO VERTICAL



NABOO VERTICAL



Composed of modules_
high efficiency SMD LED source_

Circular-shaped, vertically suspended LED pendant luminaire. Fitted with SMD linear light source and opal poly carbonate diffuser for omni-directional light distribution.

Available in 2700K, 3000K and 4000K in CRI95 and 3000K in CRI85. Lumen maintenance of 50,000 hrs at L80 B10.

The luminaire is manufactured from extruded aluminium alloy 6060 profile and is made up of sections, that can be joined together with die-cast aluminium joining parts. Supplied with steel suspension cables for height adjustment of the luminaire.

Class III luminaire with power supply included in the cano-py, available for ON-OFF, 1-10V, DALI and PUSH dimming.

A remote power supply option is available for installations without a canopy. Ingress protection of IP40. Body finishes include brick red, matt white textured, matt black textured, rust effect and concrete grey.

Naboo Vertical / Ø1100 3000 K / Ra 95

Glaring	-
UGR	19.4
Colour deviation	3 SDCM
Fixture power	77.6 W
Fixture flux	4583.0 lm
Fixture efficacy	59 lm/W
LED values	69.3 W 7577.0 lm

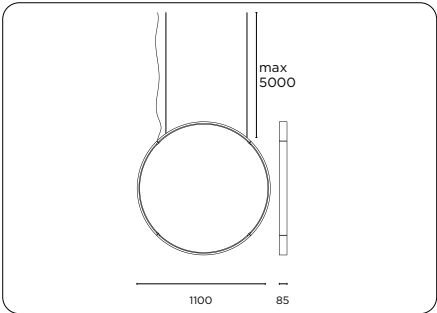
Naboo Vertical / Ø1500 3000 K / Ra 95

Glaring	-
UGR	18.2
Colour deviation	3 SDCM
Fixture power	103.5 W
Fixture flux	6111.0 lm
Fixture efficacy	59 lm/W
LED values	92.4 W 10102.0 lm

Naboo Vertical / Ø2000 3000 K / Ra 95

Glaring	-
UGR	17.3
Colour deviation	3 SDCM
Fixture power	141.0 W
Fixture flux	8333.0 lm
Fixture efficacy	59 lm/W
LED values	126.0 W 13776.0 lm

NABOO Vertical Ø 1100



37750 NABOO VERTICAL Ø1100 - 70W **1.299€**

Versions		
50	LED	0€

Finish		
1M	Brick red	0€
4X	Matt white txt	0€
5X	Matt black txt	0€
86	Corten effect	0€
92	Concrete grey	0€

CRI-CCT		
-	CRI85 3000K	0€
/9527	CRI95 2700K	0€
/9530	CRI95 3000K	0€
/9540	CRI95 4000K	0€

Ceiling canopy with driver		
372905047	Canopy with driver- Parget white ON-OFF 270x35 max 150W	402€

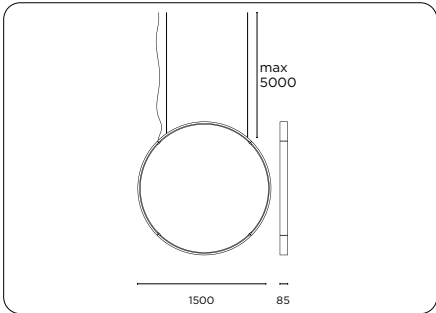
372906147	Canopy with driver- Parget white - 1.10V 345x60 max 150W	626€
-----------	--	------

372906547	Canopy with driver- Parget white - DALI 345x60-max 150W	626€
-----------	---	------

372906847	Canopy with driver- Parget white - PUSH 345x60 max 150W	626€
-----------	---	------

Remote driver		
9D48V150AL	ON-OFF - 280x41x29 max 150W - 220/240V 0/50/60Hz	86€
9D48V150TC	For installation w/o canopy. ON-OFF 240x60x49-max 150W-220/240V 50/60H	124€

NABOO Vertical Ø 1500



37751 NABOO VERTICAL Ø1500 - 90W **1.806€**

Versions		
50	LED	0€

Finish		
1M	Brick red	0€
4X	Matt white txt	0€
5X	Matt black txt	0€
86	Corten effect	0€
92	Concrete grey	0€

CRI-CCT		
-	CRI85 3000K	0€
/9527	CRI95 2700K	0€
/9530	CRI95 3000K	0€
/9540	CRI95 4000K	0€

Ceiling canopy with driver		
372905047	Canopy with driver- Parget white ON-OFF 270x35 max 150W	402€

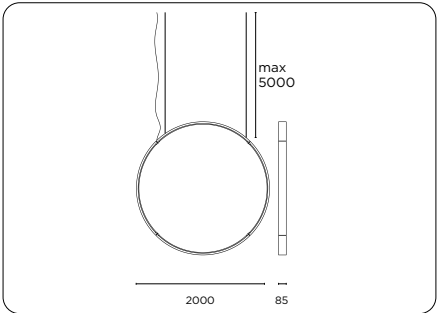
372906147	Canopy with driver- Parget white - 1.10V 345x60 max 150W	626€
-----------	--	------

372906547	Canopy with driver- Parget white - DALI 345x60-max 150W	626€
-----------	---	------

372906847	Canopy with driver- Parget white - PUSH 345x60 max 150W	626€
-----------	---	------

Remote driver		
9D48V150AL	ON-OFF - 280x41x29 max 150W - 220/240V 0/50/60Hz	86€
9D48V150TC	For installation w/o canopy. ON-OFF 240x60x49-max 150W-220/240V 50/60H	124€

NABOO Vertical Ø 2000



37752 NABOO VERTICAL Ø2000 - 125W **2.597€**

Versions		
50	LED	0€

Finish		
1M	Brick red	0€
4X	Matt white txt	0€
5X	Matt black txt	0€
86	Corten effect	0€
92	Concrete grey	0€

CRI-CCT		
-	CRI85 3000K	0€
/9527	CRI95 2700K	0€
/9530	CRI95 3000K	0€
/9540	CRI95 4000K	0€

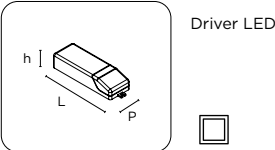
Ceiling canopy with driver		
372905047	Canopy with driver- Parget white ON-OFF 270x35 max 150W	402€

372906147	Canopy with driver- Parget white - 1.10V 345x60 max 150W	626€
-----------	--	------

372906547	Canopy with driver- Parget white - DALI 345x60-max 150W	626€
-----------	---	------

372906847	Canopy with driver- Parget white - PUSH 345x60 max 150W	626€
-----------	---	------

Remote driver		
9D48V150AL	ON-OFF - 280x41x29 max 150W - 220/240V 0/50/60Hz	86€
9D48V150TC	For installation w/o canopy. ON-OFF 240x60x49 max 150W-220/240V 50/60H	124€




Driver LED

Driver

	LxPxh	Power	Voltage	Frequency	
9D 48V 150 AL	ON-OFF 280x41x29	max 150W	220/240V	50/60Hz	86€
9D 48V 150 TC	ON-OFF 240x60x49	max 150W	220/240V	50/60Hz	124€

Remote power supply for installation w/o canopy.



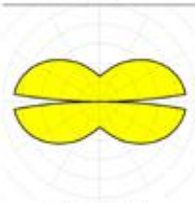


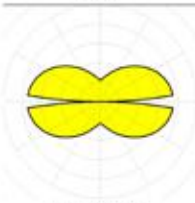
Composed of modules_
high efficiency SMD LED source_

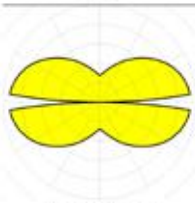
Circular-shaped LED pendant luminaire fitted with SMD linear light sources and opal poly carbonate diffuser for omni-directional light distribution. Power supply fitted in the canopy to be ordered separately.

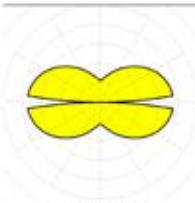
Possibility to use remote driver without the canopy as well. The luminaire is manufactured from extruded aluminium alloy 6060 profile and is made up of sections, that can be joined together with die-cast aluminium joining parts.

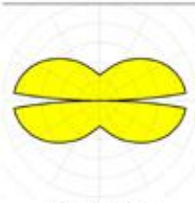
Steel suspension cables are fitted to the joining parts and allow for height adjustment of the luminaire. Epoxy powder coating is used for textured black and textured white finishes. All other finish options are produced with liquid paint. The product can also be installed in an oblique position. Ingress protection of IP40.

Naboo / Ø1100	3000 K / Ra 95														
	<table><tr><td>Glaring</td><td>-</td></tr><tr><td>UGR</td><td>19.3</td></tr><tr><td>Colour deviation</td><td>3 SDCM</td></tr><tr><td>Fixture power</td><td>103.0 W</td></tr><tr><td>Fixture flux</td><td>8333.0 lm</td></tr><tr><td>Fixture efficacy</td><td>81 lm/W</td></tr><tr><td>LED values</td><td>92.4 W 11666.0 lm</td></tr></table>	Glaring	-	UGR	19.3	Colour deviation	3 SDCM	Fixture power	103.0 W	Fixture flux	8333.0 lm	Fixture efficacy	81 lm/W	LED values	92.4 W 11666.0 lm
Glaring	-														
UGR	19.3														
Colour deviation	3 SDCM														
Fixture power	103.0 W														
Fixture flux	8333.0 lm														
Fixture efficacy	81 lm/W														
LED values	92.4 W 11666.0 lm														

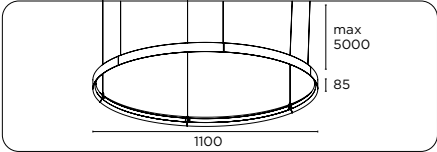
Naboo / Ø2500	3000 K / Ra 95														
	<table><tr><td>Glaring</td><td>-</td></tr><tr><td>UGR</td><td>16.3</td></tr><tr><td>Colour deviation</td><td>3 SDCM</td></tr><tr><td>Fixture power</td><td>207.0 W</td></tr><tr><td>Fixture flux</td><td>14150.0 lm</td></tr><tr><td>Fixture efficacy</td><td>68 lm/W</td></tr><tr><td>LED values</td><td>184.8 W 23332.0 lm</td></tr></table>	Glaring	-	UGR	16.3	Colour deviation	3 SDCM	Fixture power	207.0 W	Fixture flux	14150.0 lm	Fixture efficacy	68 lm/W	LED values	184.8 W 23332.0 lm
Glaring	-														
UGR	16.3														
Colour deviation	3 SDCM														
Fixture power	207.0 W														
Fixture flux	14150.0 lm														
Fixture efficacy	68 lm/W														
LED values	184.8 W 23332.0 lm														

Naboo / Ø1500	3000 K / Ra 95														
	<table><tr><td>Glaring</td><td>-</td></tr><tr><td>UGR</td><td>18.3</td></tr><tr><td>Colour deviation</td><td>3 SDCM</td></tr><tr><td>Fixture power</td><td>141.0 W</td></tr><tr><td>Fixture flux</td><td>10964.0 lm</td></tr><tr><td>Fixture efficacy</td><td>78 lm/W</td></tr><tr><td>LED values</td><td>126.0 W 15907.0 lm</td></tr></table>	Glaring	-	UGR	18.3	Colour deviation	3 SDCM	Fixture power	141.0 W	Fixture flux	10964.0 lm	Fixture efficacy	78 lm/W	LED values	126.0 W 15907.0 lm
Glaring	-														
UGR	18.3														
Colour deviation	3 SDCM														
Fixture power	141.0 W														
Fixture flux	10964.0 lm														
Fixture efficacy	78 lm/W														
LED values	126.0 W 15907.0 lm														

Naboo / Ø3000	3000 K / Ra 95														
	<table><tr><td>Glaring</td><td>-</td></tr><tr><td>UGR</td><td>19.9</td></tr><tr><td>Colour deviation</td><td>3 SDCM</td></tr><tr><td>Fixture power</td><td>77.0 W</td></tr><tr><td>Fixture flux</td><td>5306.0 lm</td></tr><tr><td>Fixture efficacy</td><td>69 lm/W</td></tr><tr><td>LED values</td><td>69.3 W 8740.0 lm</td></tr></table>	Glaring	-	UGR	19.9	Colour deviation	3 SDCM	Fixture power	77.0 W	Fixture flux	5306.0 lm	Fixture efficacy	69 lm/W	LED values	69.3 W 8740.0 lm
Glaring	-														
UGR	19.9														
Colour deviation	3 SDCM														
Fixture power	77.0 W														
Fixture flux	5306.0 lm														
Fixture efficacy	69 lm/W														
LED values	69.3 W 8740.0 lm														

Naboo / Ø2000	3000 K / Ra 95														
	<table><tr><td>Glaring</td><td>-</td></tr><tr><td>UGR</td><td>17.2</td></tr><tr><td>Colour deviation</td><td>3 SDCM</td></tr><tr><td>Fixture power</td><td>184.0 W</td></tr><tr><td>Fixture flux</td><td>12542.0 lm</td></tr><tr><td>Fixture efficacy</td><td>68 lm/W</td></tr><tr><td>LED values</td><td>163.8 W 20681.0 lm</td></tr></table>	Glaring	-	UGR	17.2	Colour deviation	3 SDCM	Fixture power	184.0 W	Fixture flux	12542.0 lm	Fixture efficacy	68 lm/W	LED values	163.8 W 20681.0 lm
Glaring	-														
UGR	17.2														
Colour deviation	3 SDCM														
Fixture power	184.0 W														
Fixture flux	12542.0 lm														
Fixture efficacy	68 lm/W														
LED values	163.8 W 20681.0 lm														

NABOO
Ø 1100



37254 NABOO Ø 1100 - 70W **1.299€**

Versions		
50	LED	0€

Finish		
1M	Brick red	0€
4X	Matt white txt	0€
5X	Matt black txt	0€
86	Corten effect	0€
92	Concrete grey	0€

CRI-CCT		
-	CRI85 3000K	0€
/9527	CRI95 2700K	0€
/9530	CRI95 3000K	0€
/9540	CRI95 4000K	0€

Ceiling canopy with driver		
372905047	Canopy with driver- Parget white - ON-OFF 270x35 max 150W	402€

372906147	Canopy with driver- Parget white - 1.10V 345x60 max 150W	626€
-----------	--	------

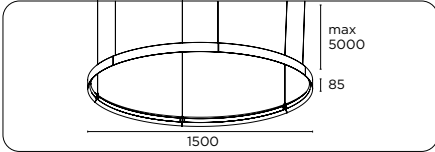
372906547	Canopy with driver- Parget white - DALI-345x60-max 150W	626€
-----------	---	------

372906847	Canopy with driver- Parget white - PUSH 345x60 max 150W	626€
-----------	---	------

Remote driver		
9D48V150AL	ON-OFF - 280x41x29 max 150W - 220/240V 0/50/60Hz	86€
9D48V150TC	For installation w/o canopy. ON-OFF 240x60x49 max 150W-220/240V 50/60H	124€

Independent accessories		
3459470	Base for converging cable composition	127€
9G036	Centralizing accessory. max 3 pendants simultaneously	70€
372925047	Base for cluster composition	685€
372926147	Base for cluster composition 1-10V	1.393€
372926547	Base for cluster composition DALI	1.393€
372926847	Base for cluster composition PUSH	1.393€

NABOO
Ø 1500



37250 NABOO Ø 1500 - 90W **1.806€**

Versions		
50	LED	0€

Finish		
1M	Brick red	0€
4X	Matt white txt	0€
5X	Matt black txt	0€
86	Corten effect	0€
92	Concrete grey	0€

CRI-CCT		
-	CRI85 3000K	0€
/9527	CRI95 2700K	0€
/9530	CRI95 3000K	0€
/9540	CRI95 4000K	0€

Ceiling canopy with driver		
372905047	Canopy with driver- Parget white - ON-OFF 270x35 max 150W	402€

372906147	Canopy with driver- Parget white - 1.10V 345x60 max 150W	626€
-----------	--	------

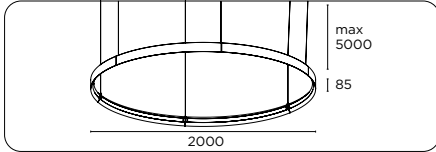
372906547	Canopy with driver- Parget white - DALI-345x60-max 150W	626€
-----------	---	------

372906847	Canopy with driver- Parget white - PUSH 345x60 max 150W	626€
-----------	---	------

Remote driver		
9D48V150AL	ON-OFF - 280x41x29 max 150W - 220/240V 0/50/60Hz	86€
9D48V150TC	For installation w/o canopy. ON-OFF 240x60x49 max 150W-220/240V 50/60H	124€

Independent accessories		
3459470	Base for converging cable composition	127€
9G036	Centralizing accessory. max 3 pendants simultaneously	70€
372925047	Base for cluster composition	685€
372926147	Base for cluster composition 1-10V	1.393€
372926547	Base for cluster composition DALI	1.393€
372926847	Base for cluster composition PUSH	1.393€

NABOO
Ø 2000



37251 NABOO Ø 2000 - 125W **2.597€**

Versions		
50	LED	0€

Finish		
1M	Brick red	0€
4X	Matt white txt	0€
5X	Matt black txt	0€
86	Corten effect	0€
92	Concrete grey	0€

CRI-CCT		
-	CRI85 3000K	0€
/9527	CRI95 2700K	0€
/9530	CRI95 3000K	0€
/9540	CRI95 4000K	0€

Ceiling canopy with driver		
372905047	Canopy with driver- Parget white - ON-OFF 270x35 max 150W	402€

372906147	Canopy with driver- Parget white - 1.10V 345x60 max 150W	626€
-----------	--	------

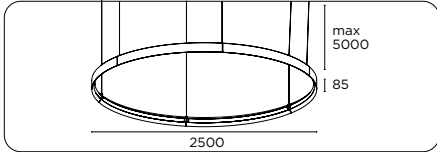
372906547	Canopy with driver- Parget white - DALI-345x60-max 150W	626€
-----------	---	------

372906847	Canopy with driver- Parget white - PUSH 345x60 max 150W	626€
-----------	---	------

Remote driver		
9D48V150AL	ON-OFF - 280x41x29 max 150W - 220/240V 0/50/60Hz	86€
9D48V150TC	For installation w/o canopy. ON-OFF 240x60x49 max 150W-220/240V 50/60H	124€

Independent accessories		
3459470	Base for converging cable composition	127€
9G036	Centralizing accessory. max 3 pendants simultaneously	70€
372925047	Base for cluster composition	685€
372926147	Base for cluster composition 1-10V	1.393€
372926547	Base for cluster composition DALI	1.393€
372926847	Base for cluster composition PUSH	1.393€

NABOO
Ø 2500



37252 NABOO Ø 2500 - 165W **2.833€**

Versions		
50	LED	0€

Finish		
1M	Brick red	0€
4X	Matt white txt	0€
5X	Matt black txt	0€
86	Corten effect	0€
92	Concrete grey	0€

CRI-CCT		
-	CRI85 3000K	0€
/9527	CRI95 2700K	0€
/9530	CRI95 3000K	0€
/9540	CRI95 4000K	0€

Ceiling canopy with driver		
372915047	Canopy with driver- Parget white - ON-OFF - 340x60 max 300W	507€

372916147	Canopy with driver- Parget white - 1.10V 345x60 max 2x150W	934€
-----------	--	------

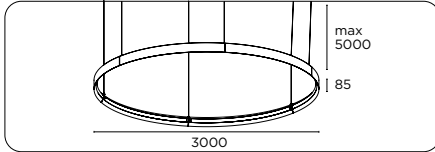
372916547	Canopy with driver- Parget white - DALI 345x60 max 2x150W	934€
-----------	---	------

372916847	Canopy with Drivers - Parget white - PUSH 345x60 max 2x150W Ø 2000	934€
-----------	--	------

Remote driver		
9D48V150AL	ON-OFF - 280x41x29 max 150W - 220/240V 0/50/60Hz	86€
9D48V150TC	For installation w/o canopy. ON-OFF 240x60x49 max 150W-220/240V 50/60H	124€

Independent accessories		
3459470	Base for converging cable composition	127€
9G036	Centralizing accessory. max 3 pendants simultaneously	70€
372925047	Base for cluster composition	685€
372926147	Base for cluster composition 1-10V	1.393€
372926547	Base for cluster composition DALI	1.393€
372926847	Base for cluster composition PUSH	1.393€

NABOO
Ø 3000



37253 NABOO Ø 3000 - 185W **3.517€**

Versions		
50	LED	0€

Finish		
1M	Brick red	0€
4X	Matt white txt	0€
5X	Matt black txt	0€
86	Corten effect	0€
92	Concrete grey	0€

CRI-CCT		
-	CRI85 3000K	0€
/9527	CRI95 2700K	0€
/9530	CRI95 3000K	0€
/9540	CRI95 4000K	0€

Ceiling canopy with driver		
372915047	Canopy with driver- Parget white - ON-OFF - 340x60 max 300W	507€

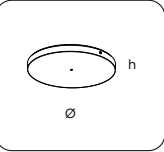
372916147	Canopy with driver- Parget white - 1.10V 345x60 max 2x150W	934€
-----------	--	------

372916547	Canopy with driver- Parget white - DALI 345x60 max 2x150W	934€
-----------	---	------

372916847	Canopy with Drivers - Parget white - PUSH 345x60 max 2x150W Ø 2000	934€
-----------	--	------


Remote driver		
9D48V150AL	ON-OFF - 280x41x29 max 150W - 220/240V 0/50/60Hz	86€
9D48V150TC	For installation w/o canopy. ON-OFF 240x60x49 max 150W-220/240V 50/60H	124€


Independent accessories		
3459470	Base for converging cable composition	127€
9G036	Centralizing accessory. max 3 pendants simultaneously	70€
372925047	Base for cluster composition	685€
372926147	Base for cluster composition 1-10V	1.393€
372926547	Base for cluster composition DALI	1.393€
372926847	Base for cluster composition PUSH	1.393€

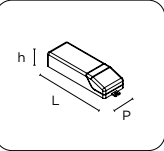



Canopy with an onboard driver
220/240V - 50/60Hz

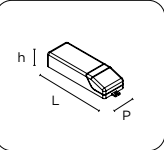
IP₄₀










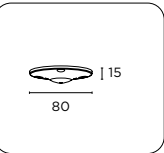


Driver LED

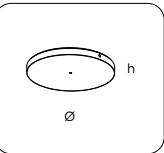


Canopy						
		Ø x h	Power	Combo	Finish	
372 90 50 47		ON-OFF 270x35	max 150W	Ø 1100/1500/2000	Parget white	402€
372 90 61 47		1-10V 345x60	max 150W	Ø 1100/1500/2000	Parget white	626€
372 90 65 47		DALI 345x60	max 150W	Ø 1100/1500/2000	Parget white	626€
372 90 68 47		PUSH 345x60	max 150W	Ø 1100/1500/2000	Parget white	626€
372 91 50 47		ON-OFF 345x60	max 2x150W	Ø 2500/3000	Parget white	507€
372 91 61 47		1-10V 345x60	max 2x150W	Ø 2500/3000	Parget white	934€
372 91 65 47		DALI 345x60	max 2x150W	Ø 2500/3000	Parget white	934€
372 91 68 47		PUSH 345x60	max 2x150W	Ø 2500/3000	Parget white	934€

Driver						
		LxPxh	Power	Voltage	Frequency	
9D 48V 150 AL		ON-OFF 280x41x29	max 150W	220/240V	50/60Hz	86€
9D 48V 150 TC		ON-OFF 240x60x49	max 150W	220/240V	50/60Hz	124€
Remote power supply for installation w/o canopy. Following the number of power supplies to order based on the pendant diameter:1x Ø1100/Ø1500/Ø2000; 2x Ø2500/Ø3000.						





Base for cluster composition
including 3 steel cables
L=3000 e Ø=2,5

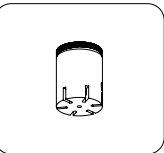


Canopy with an onboard driver
220/240V - 50/60Hz

IP₄₀







Accessory for a clean and unobtrusive installation,
keeping a minimum distance
from the ceiling
600/700/850/1000/1500.

Base			
		Combo	Finish
345 94 70		Ø 1100/1500+2000	chrome
		Ø 1100/1500+2500	
		Ø 1100/1500+3000	

Canopy						
		Ø x h	Power	Combo	Finish	
372 92 50 47		ON-OFF 345x60	max 3x150W	Ø 1100/1500/2000+2500	Parget white	685€
				Ø 1100/1500/2000+3000		
372 92 61 47		1-10V 425x60	max 3x150W	Ø 1100/1500/2000+2500	Parget white	1.393€
				Ø 1100/1500/2000+3000		
372 92 65 47		DALI 425x60	max 3x150W	Ø 1100/1500/2000+2500	Parget white	1.393€
				Ø 1100/1500/2000+3000		
372 92 68 47		PUSH 425x60	max 3x150W	Ø 1100/1500/2000+2500	Parget white	1.393€
				Ø 1100/1500/2000+3000		

Centralizing accessory		
		Finish
9G 036		chrome

NABOO SPOT



NABOO SPOT

IP₂₀   








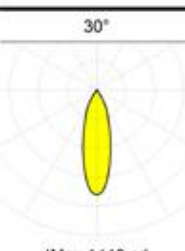
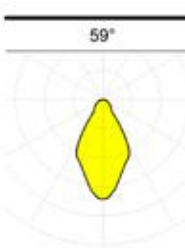
Composed of modules_ high efficiency SMD LED source_ source COB LED for spots_

Circular-shaped LED pendant luminaire fitted with SMD linear light sources and opal poly carbonate diffuser for om-ni-directional light distribution. Fitted with adjustable LED Spots for direct lighting elements. Power supply fitted in the canopy to be ordered separately. Possibility to use remote driver without the canopy as well, only for ON-OFF versions.

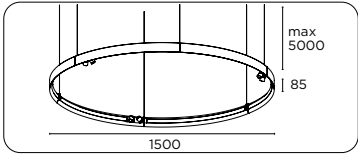
The luminaire is manufactured from extruded aluminium alloy 6060 profile and is made up of sections, that can be joined together with diecast al-uminium joining parts.

Steel suspension cables are fitted to the joining parts and allow for height adjustment of the luminaire. 2 x 2 aluminium alloy LED Spots are installed near the two oppo site joints of the sectors.
Epoxy powder coating is used for textured black and textured white finishes.

All other finish options are produced with liquid paint. The product can also be installed in an oblique position. Ingress protection of IP20.

Naboo Spot / Ø1500			3000 K / Ra 95		Naboo Spot / Ø2500			3000 K / Ra 95	
			Glaring	-				Glaring	-
			UGR	18.6				UGR	17.0
			Colour deviation	3 SDCM				Colour deviation	3 SDCM
			Fixture power	111.8 W				Fixture power	192.9 W
			Fixture flux	6756.0 lm				Fixture flux	12031.0 lm
			Fixture efficacy	60 lm/W				Fixture efficacy	62 lm/W
			LED values	88.0 W 12843.0 lm				LED values	160.0 W 22020.0 lm
Naboo Spot / Ø2000			3000 K / Ra 95		Naboo Spot / Ø3000			3000 K / Ra 95	
			Glaring	-				Glaring	-
			UGR	17.6				UGR	16.2
			Colour deviation	3 SDCM				Colour deviation	3 SDCM
			Fixture power	155.1 W				Fixture power	223.6 W
			Fixture flux	9165.0 lm				Fixture flux	13473.0 lm
			Fixture efficacy	59 lm/W				Fixture efficacy	60 lm/W
			LED values	120.0 W 17887.0 lm				LED values	175.0 W 25686.0 lm
Naboo Spot / Medium			3000 K / Ra 95						
m	Ø	Lux	21°						
1	0.38	2474			Glaring				
2	0.75	619			UGR				
3	1.13	275			Colour deviation				
4	1.50	155			Fixture power				
5	1.88	99			Fixture flux				
			IMax 2474 cd		Fixture efficacy				
					LED values				
					5.9 W 800.0 lm				
Naboo Spot / Large			3000 K / Ra 95						
m	Ø	Lux	30°						
1	0.54	1440			Glaring				
2	1.09	360			UGR				
3	1.63	160			Colour deviation				
4	2.17	90			Fixture power				
5	2.71	58			Fixture flux				
			IMax 1440 cd		Fixture efficacy				
					LED values				
					5.9 W 800.0 lm				
Naboo Spot / Wide			3000 K / Ra 95						
m	Ø	Lux	59°						
1	1.14	511			Glaring				
2	2.27	128			UGR				
3	3.41	57			Colour deviation				
4	4.54	32			Fixture power				
5	5.68	20			Fixture flux				
			IMax 511 cd		Fixture efficacy				
					LED values				
					5.9 W 800.0 lm				

NABOO SPOT
Ø 1500



37350 NABOO SPOT Ø 1500 - 88W+4x6W **2.161€**

Versions		
50	LED	0€

Finish		
1M	Brick red	0€
4X	Matt white txt	0€
5X	Matt black txt	0€
86	Corten effect	0€
92	Concrete grey	0€

CRI-CCT		
-	CRI85 3000K	0€
/9527	CRI95 2700K	0€
/9530	CRI95 3000K	0€
/9540	CRI95 4000K	0€

Ceiling canopy with driver		
373905047	Canopy with Drivers - Par- get white max 150W + 70W	507€
373906547	Canopy with Drivers DALI Parget white max 150W + 70W	980€
373906947	Canopy with Drivers PUSH Parget white max 150W + 70W	980€

Remote driver		
9D48V150AL	ON-OFF - 280x41x29 max 150W - 220/240V 0/50/60Hz	86€
9D48V150TC	For installation without Canopy. ON-OFF 240x60x49- max 150W-220/240V 50/60H	124€

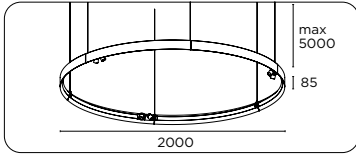
Remote Spot driver		
9D48V070TC	ON-OFF 225x60x36 max 70W 220/240V 50/60Hz	74€
9D48V075AL	ON-OFF - 280x41x29 max 75W - 220/240V 0/50/60Hz	67€

3539050	Decorative ring	16€
---------	-----------------	-----

1M	Brick red	0€
10	Lacquered red	0€
17	Matt orange	0€
20	Spring green	0€
33	Corn yellow	0€
42	Matt white	0€
52	Matt black	0€
64	Baby blue	0€
92	Concrete grey	0€

Optics		
/M	Medium	0€
/L	Large	0€
/W	Wide	0€

NABOO SPOT
Ø 2000



37351 NABOO SPOT Ø 2000 - 120W+6x6W **3.070€**

Versions		
50	LED	0€

Finish		
1M	Brick red	0€
4X	Matt white txt	0€
5X	Matt black txt	0€
86	Corten effect	0€
92	Concrete grey	0€

CRI-CCT		
-	CRI85 3000K	0€
/9527	CRI95 2700K	0€
/9530	CRI95 3000K	0€
/9540	CRI95 4000K	0€

Ceiling canopy with driver		
373905047	Canopy with Drivers - Par- get white max 150W + 70W	507€
373906547	Canopy with Drivers DALI Parget white max 150W + 70W	980€
373906947	Canopy with Drivers PUSH Parget white max 150W + 70W	980€

Remote driver		
9D48V150AL	ON-OFF - 280x41x29 max 150W - 220/240V 0/50/60Hz	86€
9D48V150TC	For installation without Canopy. ON-OFF 240x60x49- max 150W-220/240V 50/60H	124€

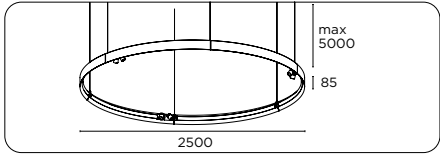
Remote Spot driver		
9D48V070TC	ON-OFF 225x60x36 max 70W 220/240V 50/60Hz	74€
9D48V075AL	ON-OFF - 280x41x29 max 75W - 220/240V 0/50/60Hz	67€

3539050	Decorative ring	16€
---------	-----------------	-----

1M	Brick red	0€
10	Lacquered red	0€
17	Matt orange	0€
20	Spring green	0€
33	Corn yellow	0€
42	Matt white	0€
52	Matt black	0€
64	Baby blue	0€
92	Concrete grey	0€

Optics		
/M	Medium	0€
/L	Large	0€
/W	Wide	0€

NABOO SPOT
Ø 2500



37352 NABOO SPOT Ø 2500 - 160W+6x6W **3.340€**

Versions		
50	LED	0€

Finish		
1M	Brick red	0€
4X	Matt white txt	0€
5X	Matt black txt	0€
86	Corten effect	0€
92	Concrete grey	0€

CRI-CCT		
-	CRI85 3000K	0€
/9527	CRI95 2700K	0€
/9530	CRI95 3000K	0€
/9540	CRI95 4000K	0€

Ceiling canopy with driver		
373915047	Canopy with Drivers - Par- get white - ON-OF max 300W + 70W	602€
373916547	Canopy with Drivers - Par- get white DALI 425x60 max 2x150W+70W	1.170€
373916947	Canopy with Drivers - Parget white PUSH 425x60 max 2x150W+70W	1.170€

Remote driver		
9D48V150AL	ON-OFF - 280x41x29 max 150W - 220/240V 0/50/60Hz	86€
9D48V150TC	For installation w/o canopy. ON-OFF 240x60x49-max 150W-220/240V 50/60H	124€

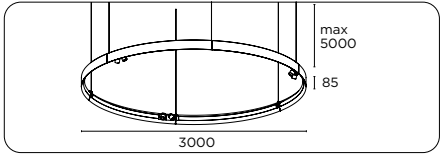
Remote Spot driver		
9D48V070TC	ON-OFF 225x60x36 max 70W 220/240V 50/60Hz	74€
9D48V075AL	ON-OFF - 280x41x29 max 75W - 220/240V 0/50/60Hz	67€

3539050	Decorative ring	16€
---------	-----------------	-----

1M	Brick red	0€
10	Lacquered red	0€
17	Matt orange	0€
20	Spring green	0€
33	Corn yellow	0€
42	Matt white	0€
52	Matt black	0€
64	Baby blue	0€
92	Concrete grey	0€

Optics		
/M	Medium	0€
/L	Large	0€
/W	Wide	0€

NABOO SPOT
Ø 3000



37353 NABOO SPOT Ø 3000 - 175W+8x6W **4.192€**

Versions		
50	LED	0€

Finish		
1M	Brick red	0€
4X	Matt white txt	0€
5X	Matt black txt	0€
86	Corten effect	0€
92	Concrete grey	0€

CRI-CCT		
-	CRI85 3000K	0€
/9527	CRI95 2700K	0€
/9530	CRI95 3000K	0€
/9540	CRI95 4000K	0€

Ceiling canopy with driver		
373915047	Canopy with Drivers - Par- get white - ON-OF max 300W + 70W	602€
373916547	Canopy with Drivers - Par- get white DALI 425x60 max 2x150W+70W	1.170€
373916947	Canopy with Drivers - Parget white PUSH 425x60 max 2x150W+70W	1.170€

Remote driver		
9D48V150AL	ON-OFF - 280x41x29 max 150W - 220/240V 0/50/60Hz	86€
9D48V150TC	For installation w/o canopy. ON-OFF 240x60x49-max 150W-220/240V 50/60H	124€

Remote Spot driver		
9D48V070TC	ON-OFF 225x60x36 max 70W 220/240V 50/60Hz	74€
9D48V075AL	ON-OFF - 280x41x29 max 75W - 220/240V 0/50/60Hz	67€

3539050	Decorative ring	16€
---------	-----------------	-----

1M	Brick red	0€
10	Lacquered red	0€
17	Matt orange	0€
20	Spring green	0€
33	Corn yellow	0€
42	Matt white	0€
52	Matt black	0€
64	Baby blue	0€
92	Concrete grey	0€

Optics		
/M	Medium	0€
/L	Large	0€
/W	Wide	0€

Accessories comuni a tutte le versioni

9Q31752	Optic Narrow	78€
9G049	Cut-off	21€
9G048	Visor	27€
9G023	Honeycomb louvre	18€

9G024	Satin diffuser	12€
3459470	Base for converging cable composition	127€

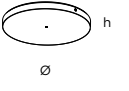
9G036	Centralizing accessory. max 3 pendants simultaneously	70€
-------	---	-----

373925047	Canopy with an onboard driver 220/240V-50/60Hz ON-OFF 425x60 max 3x150W+2x70W	768€
-----------	--	------

373926547	Canopy with an onboard driver 220/240V-50/60Hz - DALI 580x60 max 3x150W+2x70W	1.995€
-----------	--	--------


373926947	Canopy including driver on board220/240V-50/60Hz - PUSH 580x60 max 3x150W+2x70W	1.995€
-----------	--	--------


NABOO SPOT

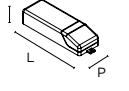



Canopy with an onboard driver
220/240V - 50/60Hz

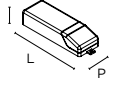
IP₄₀






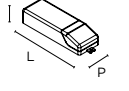








Driver LED





Driver LED





Optics with rings

Canopy

		Ø x h	Power	Combo	Finish	
373 90 50 47	ON-OFF	345x60	max 150W+70W	Ø 1500/2000	Parget white	507€
373 90 65 47	DALI	425x60	max 150W+70W	Ø 1500/2000	Parget white	980€
373 90 69 47	PUSH	425x60	max 150W+70W	Ø 1500/2000	Parget white	980€
373 91 50 47	ON-OFF	345x60	max 2x150W+70W	Ø 2500/3000	Parget white	602€
373 91 65 47	DALI	425x60	max 2x150W+70W	Ø 2500/3000	Parget white	1.170€
373 91 69 47	PUSH	425x60	max 2x150W+70W	Ø 2500/3000	Parget white	1.170€

Driver

		LxPxh	Power	Voltage	Frequency	
9D 48V 150 TC	ON-OFF	240x60x49	max 150W	220/240V	50/60Hz	124€
9D 48V 150 AL	ON-OFF	280x41x29	max 150W	220/240V	50/60Hz	86€

Remote power supply for installation w/o canopy.Di seguito il numero di Power supply da ordinare in base al diametro della Pendant scelta: 1x Ø1500/Ø2000; 2x Ø2500/Ø3000.

Driver Spot

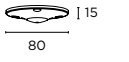
		LxPxh	Power	Voltage	Frequency	
9D 48V 070 TC	ON-OFF	225x60x36	max 70W	220/240V	50/60Hz	74€
9D 48V 075 AL	ON-OFF	280x41x29	max 75W	220/240V	50/60Hz	67€

Remote driver for installation without Canopy to power up to 8 spots.

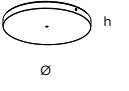
Ring - Optic

	Finish	Optic	
353 90 50	1M Brick red	/M Medium	16€
	10 Lacquered red	/L Large	
	17 Matt orange	/W Wide	
	20 Spring green		
	33 Corn yellow		
	42 Matt white		
	52 Matt black		
	64 Baby blue		
	92 Concrete grey		

NABOO SPOT_ accessories for Compositions





Base for cluster composition
including 3 steel cables
L=3000 e Ø=2,5




Canopy with an onboard driver
220/240V - 50/60Hz


IP₄₀

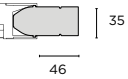








Accessory for a clean and unobtrusive installation, keeping a minimum distance from the ceiling 600/700/850/1000/1500.






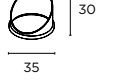
With the Narrow optic it is possible to obtain a 10° narrow beam.
With this accessory it is not necessary to order additional optic and ring.






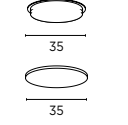
Thanks to this accessory it is possible to obtain a narrow and sharp beam, with a greater contrast between the illuminated and non illuminated area.







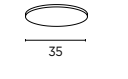
With this accessory it is possible to obtain an asymmetrically narrow and defined beam, with a strong contrast between the illuminated and the not illuminated area.






The honeycomb grid is an accessory used for the anti-glare effect. It reduces the luminous flux by 20%.






The satin diffuser increases the diffusion of the luminous flux by widening and softening the beam of light.


Base			
	Combo	Finish	
345 94 70	Ø 1500+2000	chrome	127€
	Ø 1500+2500		
	Ø 1500+3000		

Canopy			
	Ø x h	Power	Combo
373 92 50 47	ON-OFF	425x60 max 3x150W + 2x70W	Ø 1500/2000+2500
			Ø 1500/2000+3000
373 92 65 47	DALI	580x60 max 3x150W +2x70W	Ø 1500/2000+2500
			Ø 1500/2000+3000
373 92 69 47	PUSH	580x60 max 3x150W + 2x70W	Ø 1500/2000+2500
			Ø 1500/2000+3000

Centralizing accessory			
	Combo	Finish	
9G 036	max 3 pendants simultaneously	chrome	70€

Optic Narrow	
9Q 317 52	78€


Cut-Off	
9G 049	21€

Visor	
9G 048	27€

Honeycomb louvre	
9G 023	18€


Satin diffuser	
9G 024	12€

NABOO MEETING



NABOO MEETING

IP₄₀   




Composed of modules_
high efficiency SMD LED source_

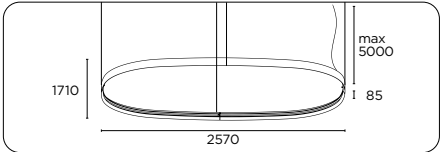
Organic quadrangular shaped suspended LED pendant luminaire with a length of 2570mm and a width of 1710mm. Fitted with SMD linear light source and opal polycarbonate diffuser for omnidirectional light distribution.

Available in 2700K, 3000K and 4000K in CRI95 and 3000K in CRI85. Nominal power consumption of 145W. Lumen maintenance of 50,000 hrs at L80 B10. The luminaire is manufactured from extruded aluminium alloy 6060 profile and is made up of four sections, that can be joined together with diecast aluminium joining parts. Four steel suspension cables are fitted to the joining parts and allow for height adjustment of the luminaire.

Class III luminaire with power supply included in the canopy, available for ON-OFF, 1-10V, DALI and PUSH dimming. A remote power supply option is available for installations without a canopy. Ingress protection of IP40. Body finishes include brick red, matt white textured, matt black textured, rust effect and concrete grey.

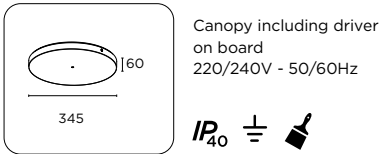
Naboo Meeting		3000 K / Ra 95
	Glaring	-
	UGR	16.8
	Colour deviation	3 SDCM
	Fixture power	150.0 W
	Fixture flux	11805.0 lm
	Fixture efficacy	79 lm/W
	LED values	142.8 W 15613.0 lm



NABOO MEETING

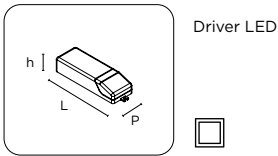


37850	NABOO MEETING 145W	3.517€
+		
Versions		
50	LED	0€
+		
Finish		
1M	Brick red	0€
4X	Matt white txt	0€
5X	Matt black txt	0€
86	Corten effect	0€
92	Concrete grey	0€
+		
CRI-CCT		
-	CRI85 3000K	0€
/9527	CRI95 2700K	0€
/9530	CRI95 3000K	0€
/9540	CRI95 4000K	0€
+		
Ceiling canopy with driver		
372905047	Canopy with driver- Parget white - ON-OFF 270x35 max 150W	402€
+		
372906147	Canopy with driver- Parget white - 1-10V 345x60 max 150W	626€
+		
372906547	Canopy with driver- Parget white - DALI-345x60-max 150W	626€

372906847	Canopy with driver- Parget white - PUSH 345x60 max 150W	626€
+		
Remote driver		
9D48V150AL	ON-OFF - 280x41x29 - max 150W - 220/240V 0/50/60Hz	86€
9D48V150TC	For installation without Canopy. ON-OFF 240x60x49-max 150W-220/240V 50/60H	124€
+		
Independent accessories		
9G036	Centralizing accessories. max 3 suspensions simultaneously	70€



IP₄₀  



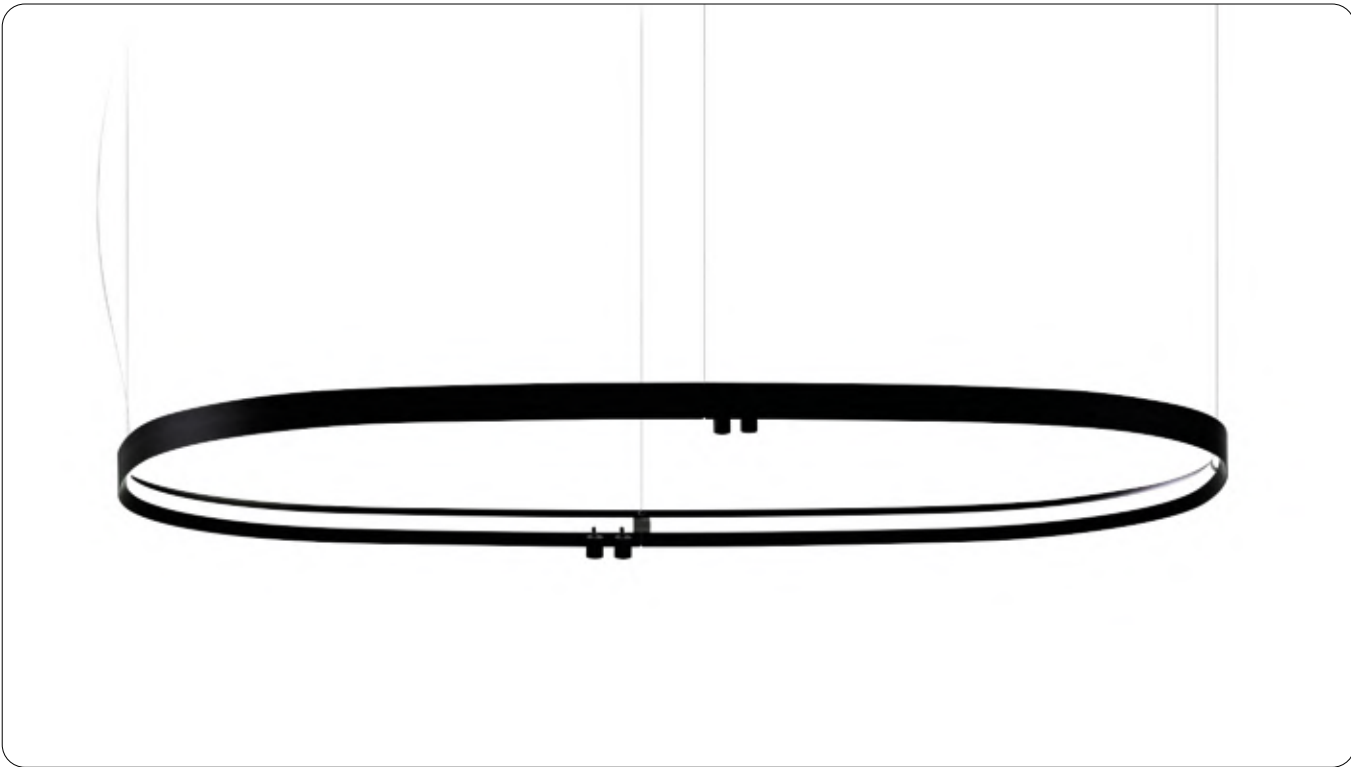
Canopy					
		Power	Finish		
372 90 50 47	ON-OFF	max 150W	Parget white		402€
372 90 61 47	1-10V	max 150W	Parget white		626€
372 90 65 47	DALI	max 150W	Parget white		626€
372 90 68 47	PUSH	max 150W	Parget white		626€
Driver					
		LxPxh	Power	Voltage	Frequency
9D 48V 150 AL	ON-OFF	280x41x29	max 150W	220/240V	50/60Hz
9D 48V 150 TC	ON-OFF	240x60x49	max 150W	220/240V	50/60Hz
Remote Driver for installation without Canopy.					

NABOO MEETING SPOT



NABOO MEETING SPOT

IP₂₀   



Composed of modules_ high efficiency SMD LED source_ source COB LED for spots_

Organic quadrangular-shaped suspended LED pendant luminaire fitted with four LED spots in pairs of two, located oppo-site each other on the long sides of the fitting. Length of 2570mm and width of 1710mm.

Available in 2700K, 3000K and 4000K in CRI95 and 3000K in CRI85. Lumen maintenance of 50,000 hrs at L80 B10. The luminaire is manufactured from extruded aluminium alloy 6060 profile and is made up of sections, that can be joined together with diecast aluminium joining parts. Fitted with SMD linear light source and opal polycarbonate diffuser for omni-directional light distribution.


Four steel suspension cables are fitted to the joining parts and allow for height adjustment of the luminaire. Optics assembly for the LED spots including mirror-painted polycarbonate reflective optic including a decorative ring, available in nine liquid coating options. Optics assembly to be ordered separately. Beam angles include Medium 21°, Large 30° and Wide 59°.


Optical accessories include a 10° narrow optics attachment, honeycomb louvre and satin diffuser. Class III luminaire with power supply included in the cano-py, available for ON-OFF, DALI and PUSH dimming.

A remote power supply option is available for installations without a canopy.

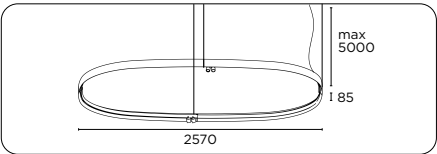
Ingress protection of IP20.

Body finishes include brick red, matt white textured, matt black textured, rust effect and concrete grey.

Naboo Meeting Spot		3000 K / Ra 95	
		Glaring	-
		UGR	16.5
		Colour deviation	3 SDCM
		Fixture power	170.0 W
		Fixture flux	10978.0 lm
		Fixture efficacy	65 lm/W
		LED values	162.2 W 18354.0 lm

Naboo Meeting Spot / Medium			3000 K / Ra 95
m	Ø	Lux	 IMax 2474 cd
1	0.38	2474	
2	0.75	619	
3	1.13	275	
4	1.50	155	
5	1.88	99	

NABOO MEETING SPOT





37950	NABOO MEETING SPOT 139W+4x6W	3.871€
+		
Versions		
50	LED	0€
+		
Finish		
1M	Brick red	0€
4X	Matt white txt	0€
5X	Matt black txt	0€
86	Corten effect	0€
92	Concrete grey	0€
+		
CRI-CCT		
-	CRI85 3000K	0€
/9527	CRI95 2700K	0€
/9530	CRI95 3000K	0€
/9540	CRI95 4000K	0€
+		
Ceiling canopy with driver		
373905047	Canopy with driver Parget white max 150W + 70W	507€
373906547	Canopy with driverDALI Parget white max 150W + 70W	980€
373906947	Canopy with driverPUSH Parget white max 150W + 70W	980€

Remote driver		
9D48V150AL	ON-OFF - 280x41x29 - max 150W - 220/240V 0/50/60Hz	86€
9D48V150TC	For installation without Canopy. ON-OFF 240x60x49- max 150W-220/240V 50/60H	124€
+		
Remote Spot driver		
9D48V070TC	ON-OFF 225x60x36 max 70W 220/240V 50/60Hz	74€
9D48V075AL	ON-OFF - 280x41x29 - max 75W - 220/240V 0/50/60Hz	67€
+		
Decorative ring		
3539050	Decorative ring	16€
+		
Finish Decorative ring		
1M	Brick red	0€
10	Lacquered red	0€
17	Matt orange	0€
20	Spring green	0€
33	Corn yellow	0€
42	Matt white	0€
52	Matt black	0€
64	Baby blue	0€
92	Concrete grey	0€

Optics		
/M	Medium 21°	0€
/L	Large 30°	0€
/W	Wide 59°	0€

Independent accessories		
9Q31752	Optic Narrow 10°	78€
9G049	Cut-off	21€
9G048	Visor	27€
9G023	Honeycomb louvre	18€
9G024	Satin diffuser	12€
9G036	Centralizing accessories. max 3 suspensions simultaneously	70€

Naboo Meeting Spot / Large			3000 K / Ra 95			
m	Ø	Lux		30°	Glaring	-
1	0.54	1440		UGR	18.1	
2	1.09	360		Colour deviation	3 SDCM	
3	1.63	160		Fixture power	5.9 W	
4	2.17	90		Fixture flux	601.0 lm	
5	2.71	58		Fixture efficacy	102 lm/W	
				LED values	5.9 W 800.0 lm	
			IMax 1440 cd			

Naboo Meeting Spot / Wide			3000 K / Ra 95			
m	Ø	Lux		59°	Glaring	-
1	1.14	511		UGR	29.4	
2	2.27	128		Colour deviation	3 SDCM	
3	3.41	57		Fixture power	5.9 W	
4	4.54	32		Fixture flux	521.0 lm	
5	5.68	20		Fixture efficacy	88 lm/W	
				LED values	5.9 W 800.0 lm	
				IMax 511 cd		

NABOO MEETING SPOT_accessories for compositions

Canopy with an onboard driver
220/240V - 50/60Hz

IP₄₀

Driver LED

Driver LED

Optics with rings

Canopy					
		Ø x h	Power	Finish	
373 90 50 47	ON-OFF	345x60	max 150W+70W	Parget white	507€
373 90 65 47	DALI	425x60	max 150W+70W	Parget white	980€
373 90 69 47	PUSH	425x60	max 150W+70W	Parget white	980€

Driver						
		LxPxh	Power	Voltage	Frequency	
9D 48V 150 AL	ON-OFF	280x41x29	max 150W	220/240V	50/60Hz	86€
9D 48V 150 TC	ON-OFF	240x60x49	max 150W	220/240V	50/60Hz	124€
Remote power supply for installation w/o canopy.						

Driver Spot						
		LxPxh	Power	Voltage	Frequency	
9D 48V 070 TC	ON-OFF	225x60x36	max 70W	220/240V	50/60Hz	74€
9D 48V 075 AL	ON-OFF	280x41x29	max 75W	220/240V	50/60Hz	67€
Remote driver for installation without Canopy to power up to 8 spots.						

Ring - Optic				
353 90 50	Finish		Optic	
16€	1M	Brick red	/M	Medium
	10	Lacquered red	/L	Large
	17	Matt orange	/W	Wide
	20	Spring green		
	33	Corn yellow		
	42	Matt white		
	52	Matt black		
	64	Baby blue		
	92	Concrete grey		

With the Narrow optic it is possible to obtain a 10° narrow beam.
With this accessory it is not necessary to order additional optic and ring.

Thanks to this accessory it is possible to obtain a narrow and sharp beam, with a greater contrast between the illuminated and non illuminated area.

With this accessory it is possible to obtain an asymmetrically narrow and defined beam, with a strong contrast between the illuminated and the not illuminated area.

The honeycomb grid is an accessory used for the anti-glare effect. It reduces the luminous flux by 20%.

750°

The satin diffuser increases the diffusion of the luminous flux by widening and softening the beam of light.

750°

Optic Narrow	
9Q 317 52	78€

Cut-Off	
9G 049	21€

Visor	
9G 048	27€

Honeycomb louver	
9G 023	18€

Satin diffuser	
9G 024	12€





Composed of modules_
high efficiency SMD LED source_

Direct LED pendant luminaire using linear SMD light sources
and a DC constant current power supply integrated in the
product.

The luminaire body is made from extruded aluminium 6060
alloy and consists of sectors that are joint together with
diecast connectors which also act as the mounting points for
the suspension wire.

The length of the suspension wires is easily regulated with
adjustable wire holders.

The luminaire is fitted with a PMMA diffuser and is available
in matte white or matte black powder coating finish. Ingress
protection of IP40.

Hola / Ø1200 / Dir.			3000 K / Ra 85		
m	Ø	Lux	114°	Glaring	-
1	3.10	1984		UGR	19.0
2	6.20	496		Colour deviation	3 SDCM
3	9.30	220		Fixture power	82.8 W
4	12.40	124		Fixture flux	5885.0 lm
5	15.50	79		Fixture efficacy	71 lm/W
			IMax 1984 cd	LED values	74.0 W 10320.0 lm

Hola / Ø1200 / Dir. - Ind.			3000 K / Ra 85		
m	Ø	Lux	114°	Glaring	-
1	3.10	1984		UGR	16.5
2	6.20	496		Colour deviation	3 SDCM
3	9.30	220		Fixture power	125.0 W
4	12.40	124		Fixture flux	8827.0 lm
5	15.50	79		Fixture efficacy	71 lm/W
			IMax 1984 cd	LED values	111.6 W 15480.0 lm

Hola / Ø1500 / Dir.			3000 K / Ra 85		
m	Ø	Lux	114°	Glaring	-
1	3.10	2478		UGR	18.2
2	6.20	620		Colour deviation	3 SDCM
3	9.30	275		Fixture power	104.0 W
4	12.40	155		Fixture flux	7350.0 lm
5	15.50	99		Fixture efficacy	71 lm/W
			IMax 2478 cd	LED values	93.0 W 12900.0 lm

Hola / Ø1500 / Dir. - Ind.			3000 K / Ra 85		
m	Ø	Lux	114°	Glaring	-
1	3.10	2477		UGR	15.7
2	6.20	619		Colour deviation	3 SDCM
3	9.30	275		Fixture power	156.0 W
4	12.40	155		Fixture flux	11024.0 lm
5	15.50	99		Fixture efficacy	71 lm/W
			IMax 2477 cd	LED values	139.5 W 19350.0 lm

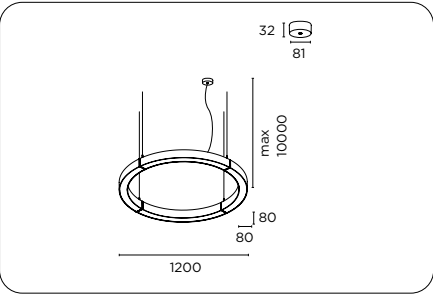
Hola / Ø2000 / Dir.			3000 K / Ra 85		
m	Ø	Lux	114°	Glaring	-
1	3.10	3477		UGR	17.4
2	6.20	869		Colour deviation	3 SDCM
3	9.30	386		Fixture power	145.0 W
4	12.40	217		Fixture flux	10312.0 lm
5	15.50	139		Fixture efficacy	71 lm/W
			IMax 3477 cd	LED values	130.2 W 18060.0 lm

Hola / Ø2000 / Dir. - Ind.			3000 K / Ra 85		
m	Ø	Lux	114°	Glaring	-
1	3.10	3476		UGR	14.9
2	6.20	869		Colour deviation	3 SDCM
3	9.30	386		Fixture power	218.0 W
4	12.40	217		Fixture flux	15468.0 lm
5	15.50	139		Fixture efficacy	71 lm/W
			IMax 3476 cd	LED values	195.3 W 27090.0 lm

Hola / Ø3000 / Dir.			3000 K / Ra 85		
m	Ø	Lux	114°	Glaring	-
1	3.10	5281		UGR	16.0
2	6.20	1320		Colour deviation	3 SDCM
3	9.30	587		Fixture power	222.0 W
4	12.40	330		Fixture flux	15662.0 lm
5	15.50	211		Fixture efficacy	71 lm/W
			IMax 5281 cd	LED values	198.4 W 27520.0 lm

Hola / Ø3000 / Dir. - Ind.			3000 K / Ra 85		
m	Ø	Lux	114°	Glaring	-
1	3.10	5279		UGR	13.6
2	6.20	1320		Colour deviation	3 SDCM
3	9.30	587		Fixture power	333.0 W
4	12.40	330		Fixture flux	23493.0 lm
5	15.50	211		Fixture efficacy	71 lm/W
			IMax 5279 cd	LED values	297.6 W 41280.0 lm

HOLA Direct
Small Ø 1200



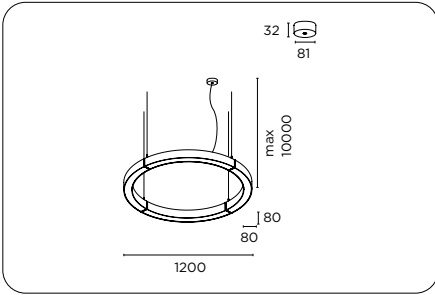
35854 HOLA Dir. 76W **2.354€**

Control		
50	ON-OFF	0€
61	1..10V	50€
65	DALI	50€
69	PUSH	50€

Finish		
42	Matt white	0€
52	Matt black	0€

CRI-CCT		
-	CRI85 3000K	0€
/8540	CRI85 4000K	0€

HOLA Dir/Ind
Small Ø 1200



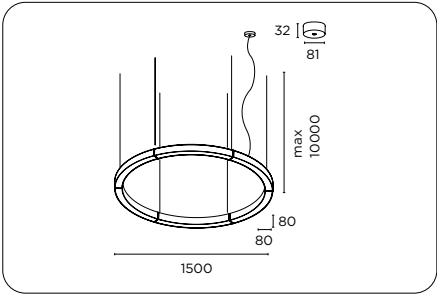
35855 HOLA Dir/Ind 76+38W **2.664€**

Control		
50	ON-OFF	0€
61	1..10V	100€
65	DALI	100€
69	PUSH	100€

Finish		
42	Matt white	0€
52	Matt black	0€

CRI-CCT		
-	CRI85 3000K	0€
/8540	CRI85 4000K	0€

HOLA Direct
Medium Ø 1500



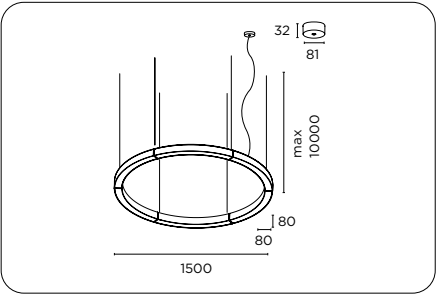
35856 HOLA Dir 90W **3.283€**

Control		
50	ON-OFF	0€
61	1..10V	100€
65	DALI	100€
69	PUSH	100€

Finish		
42	Matt white	0€
52	Matt black	0€

CRI-CCT		
-	CRI85 3000K	0€
/8540	CRI85 4000K	0€

HOLA Dir/Ind
Medium Ø 1500



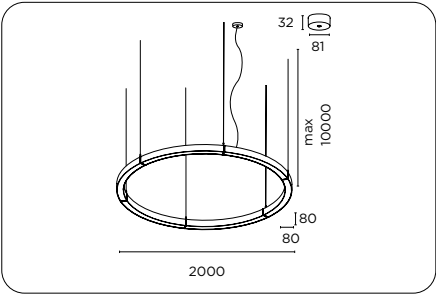
35857 HOLA Dir/Ind 90+45W **3.655€**

Control		
50	ON-OFF	0€
61	1..10V	150€
65	DALI	150€
69	PUSH	150€

Finish		
42	Matt white	0€
52	Matt black	0€

CRI-CCT		
-	CRI85 3000K	0€
/8540	CRI85 4000K	0€

HOLA Direct
Large Ø 2000



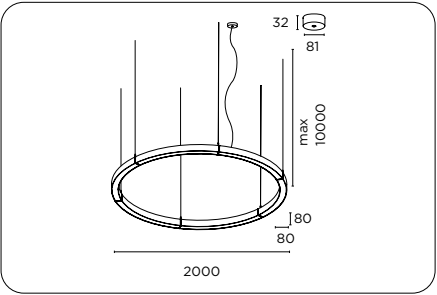
35850 HOLA Dir 130W **3.468€**

CRI-CCT		
50	ON-OFF	0€
61	1..10V	100€
65	DALI	100€
69	PUSH	100€

Finish		
42	Matt white	0€
52	Matt black	0€

Control		
-	CRI85 3000K	0€
/8540	CRI85 4000K	0€

HOLA Dir/Ind
Large Ø 2000



35852 HOLA Dir/Ind 130+65W **3.964€**

CRI-CCT		
50	ON-OFF	0€
61	1..10V	150€
65	DALI	150€
69	PUSH	150€

Finish		
42	Matt white	0€
52	Matt black	0€

Control		
-	CRI85 3000K	0€
/8540	CRI85 4000K	0€

Independent accessories		
3459470	Base for composition with converging cables	127€
9G036	Centralizing accessory max 3 susp. simultaneously	70€

Independent accessories		
3459470	Base for composition with converging cables	127€
9G036	Centralizing accessory max 3 susp. simultaneously	70€

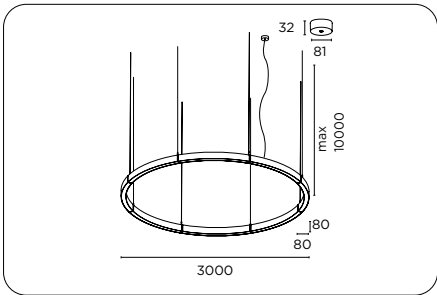
Independent accessories		
3459470	Base for composition with converging cables	127€
9G036	Centralizing accessory max 3 susp. simultaneously	70€

Independent accessories		
3459470	Base for composition with converging cables	127€
9G036	Centralizing accessory max 3 susp. simultaneously	70€

Independent accessories		
3459470	Base for composition with converging cables	127€
9G036	Centralizing accessory max 3 susp. simultaneously	70€

Independent accessories		
3459470	Base for composition with converging cables	127€
9G036	Centralizing accessory max 3 susp. simultaneously	70€

HOLA Direct
Xlarge Ø 3000



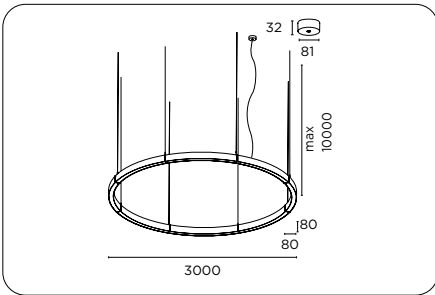
35851 HOLA Dir 200W **4.893€**

Control		
50	ON-OFF	0€
61	1..10V	150€
65	DALI	150€
69	PUSH	150€

Finish		
42	Matt white	0€
52	Matt black	0€

CRI-CCT		
-	CRI85 3000K	0€
/8540	CRI85 4000K	0€

HOLA Dir/Ind
Xlarge Ø 3000



35853 HOLA Dir/Ind 200+100W **5.389€**

Control		
50	ON-OFF	0€
61	1..10V	200€
65	DALI	200€
69	PUSH	200€

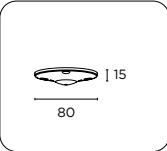
Finish		
42	Matt white	0€
52	Matt black	0€

CRI-CCT		
-	CRI85 3000K	0€
/8540	CRI85 4000K	0€

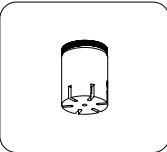
Independent accessories		
3459470	Base for converging cable composition	127€
9G036	Centralizing accessory max 3 susp. simultaneously	70€

Independent accessories		
3459470	Base for converging cable composition	127€
9G036	Centralizing accessory max 3 susp. simultaneously	70€

HOLA accessories for compositions



Base for cluster composition including 3 steel cables
L=3000 e Ø=2,5



Accessory for a clean and unobtrusive installation, keeping a minimum distance from the ceiling 700/850/1000/1500.

Base			
Combo			Finish
345 94 70	max 3 pendants simultaneously	chrome	127€


Centralizing accessory			
Combo			Finish
9G 036	max 3 pendants simultaneously	chrome	70€

HOLA MEETING



HOLA MEETING

IP40



Composed of modules_
high efficiency SMD LED source_

Direct LED pendant luminaire using linear SMD light sources and a DC constant current power supply integrated in the product.

The luminaire body is made from extruded aluminium 6060 alloy and consists of sectors that are joined together with diecast connectors which also act as the mounting points for the suspension wire. The length of the suspension wires is easily regulated with adjustable wire holders.

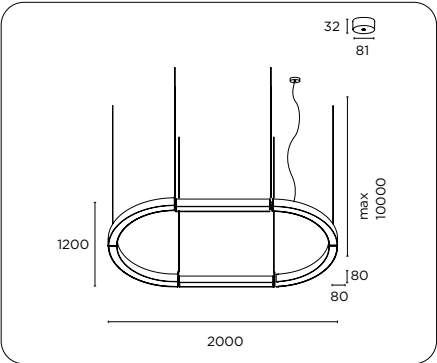
The luminaire is fitted with a PMMA diffuser and is available in matte white or matte black powder coating finish. Ingress protection of IP40.

Hola Meeting / Ø2000 / Dir.				3000 K / Ra 85	
m	Ø	Lux	114°	Glaring	-
1	3.10	2971		UGR	17.8
2	6.20	743		Colour deviation	3 SDCM
3	9.30	330		Fixture power	129.9 W
4	12.40	186		Fixture flux	8810.0 lm
5	15.50	119		Fixture efficacy	68 lm/W
				LED values	116.6 W 15480.0 lm
				IMax 2971 cd	

Hola Meeting / Ø2000 / Dir. - Ind.				3000 K / Ra 85	
m	Ø	Lux	114°	Glaring	-
1	3.10	2640		UGR	14.9
2	6.20	660		Colour deviation	3 SDCM
3	9.30	293		Fixture power	166.7 W
4	12.40	165		Fixture flux	11746.0 lm
5	15.50	106		Fixture efficacy	70 lm/W
				LED values	148.8 W 20640.0 lm
				IMax 2640 cd	

In-depth studies and technical sheets
exenia.eu/products

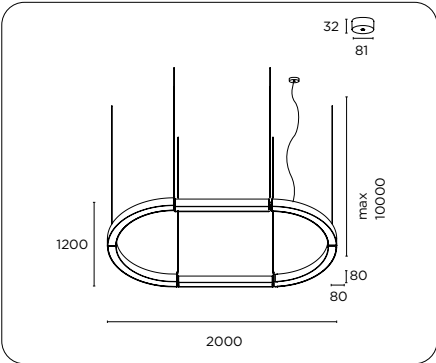
HOLA MEETING
Direct



36850	HOLA MEETING Direct 110W		3.145€
+			
Control			
50	ON-OFF		0€
61	1..10V		100€
65	DALI		100€
69	PUSH		100€
+			
Finish			
42	Matt white		0€
52	Matt black		0€
+			
CRI-CCT			
-	CRI85 3000K		0€
/8540	CRI85 4000K		0€

Independent accessories		
3459470	Base for composition with converging cables	127€
9G036	Centralizing accessory max 3 susp. simultaneously	70€

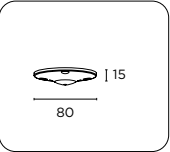
HOLA MEETING
dir/ind



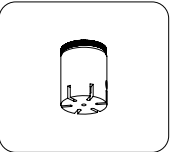
36851	HOLA MEETING dir/ind 110+38W		3.514€
+			
Control			
50	ON-OFF		0€
65	DALI		150€
69	PUSH		150€
+			
Finish			
42	Matt white		0€
52	Matt black		0€
+			
CRI-CCT			
-	CRI85 3000K		0€
/8540	CRI85 4000K		0€

Independent accessories		
3459470	Base for composition with converging cables	127€
9G036	Centralizing accessory max 3 susp. simultaneously	70€

HOLA MEETING Accessories for Compositions



Base for cluster composition including 3 steel cables
L=3000 e Ø=2,5



Accessory for a clean and unobtrusive installation, keeping a minimum distance from the ceiling 700/850/1000/1500.

Base			
Combo		Finish	
345 94 70	max 3 pendants simultaneously	chrome	127€

Centralizing accessory			
Combo		Finish	
9G 036	max 3 pendants simultaneously	chrome	70€






LED or Fluo version_
high efficiency SMD LED source_


LED surface luminaire using SMD LED light source and a DC constant current power supply integral to the product.


Fitted with a PMMA diffuser as standard or microprismatic diffuser on request. The luminaire body is made from aluminium and comes in four powder coat finishes as well as Corten finish.


Also available in DALI Emergency option on request for version Ø > 260. The fitting can be converted into a suspended fitting using a suspension kit accessory.


Direct/Indirect distribution can be created through the use of an 8W kit to be installed as an uplight in the fitting. Ingress protection of IP40.

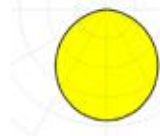
Io / Ø260 / Dif.			3000 K / Ra 85		
m	Ø	Lux	97°	Glaring	-
1	2.27	606		UGR	20.9
2	4.54	152		Colour deviation	3 SDCM
3	6.80	67		Fixture power	15.0 W
4	9.07	38		Fixture flux	1404.0 lm
5	11.34	24		Fixture efficacy	94 lm/W
			IMax 606 cd	LED values	13.3 W 1900.0 lm


Io / Ø260			3000 K / Ra 85		
m	Ø	Lux	111°	Glaring	-
1	2.90	372		UGR	22.7
2	5.80	93		Colour deviation	3 SDCM
3	8.70	41		Fixture power	15.0 W
4	11.60	23		Fixture flux	1037.0 lm
5	14.50	15		Fixture efficacy	69 lm/W
			IMax 372 cd	LED values	13.3 W 1900.0 lm


Io / Ø450 / Dif.			3000 K / Ra 85		
m	Ø	Lux	97°	Glaring	-
1	2.27	1267		UGR	19.7
2	4.54	317		Colour deviation	3 SDCM
3	6.80	141		Fixture power	30.0 W
4	9.07	79		Fixture flux	2935.0 lm
5	11.34	51		Fixture efficacy	98 lm/W
			IMax 1267 cd	LED values	26.8 W 3560.0 lm

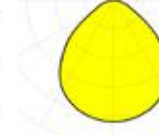
Io / Ø450			3000 K / Ra 85		
m	Ø	Lux	111°	Glaring	-
1	2.90	748		UGR	21.3
2	5.80	187		Colour deviation	3 SDCM
3	8.70	83		Fixture power	30.0 W
4	11.60	47		Fixture flux	2086.0 lm
5	14.50	30		Fixture efficacy	70 lm/W
			IMax 748 cd	LED values	26.8 W 3560.0 lm

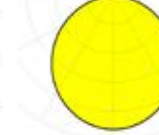
Io / Ø550 / Dif.			3000 K / Ra 85		
m	Ø	Lux	111°	Glaring	-
1	2.90	2085		UGR	23.5
2	5.80	521		Colour deviation	3 SDCM
3	8.70	232		Fixture power	60.0 W
4	11.60	130		Fixture flux	5816.0 lm
5	14.50	83		Fixture efficacy	97 lm/W
			IMax 2085 cd	LED values	53.6 W 7120.0 lm

Io / Ø550			3000 K / Ra 85		
m	Ø	Lux	111°	Glaring	-
1	2.90	1522		UGR	22.4
2	5.80	380		Colour deviation	3 SDCM
3	8.70	169		Fixture power	60.0 W
4	11.60	95		Fixture flux	4244.0 lm
5	14.50	61		Fixture efficacy	71 lm/W
			IMax 1522 cd	LED values	53.6 W 7120.0 lm

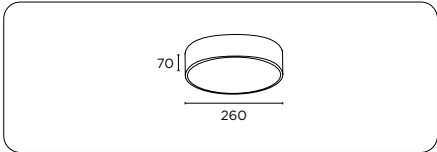
Io / Ø650 / Dif.			3000 K / Ra 85		
m	Ø	Lux	97°	Glaring	-
1	2.27	3184		UGR	20.4
2	4.54	796		Colour deviation	3 SDCM
3	6.80	354		Fixture power	69.0 W
4	9.07	199		Fixture flux	7374.0 lm
5	11.34	127		Fixture efficacy	107 lm/W
			IMax 3184 cd	LED values	62.0 W 8900.0 lm

Io / Ø650			3000 K / Ra 85		
m	Ø	Lux	111°	Glaring	-
1	2.90	1901		UGR	22.0
2	5.80	475		Colour deviation	3 SDCM
3	8.70	211		Fixture power	69.0 W
4	11.60	119		Fixture flux	5302.0 lm
5	14.50	76		Fixture efficacy	77 lm/W
			IMax 1901 cd	LED values	62.0 W 8900.0 lm

Io / Ø950 / Dif.			3000 K / Ra 85		
m	Ø	Lux	97°	Glaring	-
1	2.27	6271		UGR	20.1
2	4.54	1568		Colour deviation	3 SDCM
3	6.80	697		Fixture power	139.0 W
4	9.07	392		Fixture flux	14523.0 lm
5	11.34	251		Fixture efficacy	104 lm/W
			IMax 6271 cd	LED values	124.0 W 17800.0 lm

Io / Ø950			3000 K / Ra 85		
m	Ø	Lux	111°	Glaring	-
1	2.90	3695		UGR	21.7
2	5.80	924		Colour deviation	3 SDCM
3	8.70	411		Fixture power	139.0 W
4	11.60	231		Fixture flux	10306.0 lm
5	14.50	148		Fixture efficacy	74 lm/W
			IMax 3695 cd	LED values	124.0 W 17800.0 lm

IO LED
Ø 260



32540	IO LED Ø 260 15W	200€
--------------	------------------	-------------



Control		
50	ON-OFF	0€
53	EM. 1h on-off	150€
61	1..10V	50€
65	DALI	50€
68	PUSH	50€
64	PHASE CUT	50€



Finish		
42	Matt white	0€
52	Matt black	0€
85	Corten effect	25€
92	Concrete grey	0€

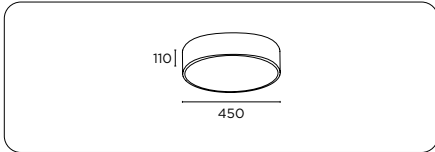


CRI-CCT		
/8527	CRI85 2700K	0€
-	CRI85 3000K	0€
/8540	CRI85 4000K	0€



Independent accessories		
32490	Suspension kit. ON-OFF. Direct light	59€
3249015	Suspension kit. Direct light DALI/1-10V /PUSH/Em 1h.	92€
3259100	Microprismatic diffuser Ø260	31€

IO LED
Ø 450



32541	IO LED Ø 450 25W	295€
--------------	------------------	-------------



Control		
50	ON-OFF	0€
53	EM. 1h on-off	150€
61	1..10V	50€
65	DALI	50€
68	PUSH	50€
64	PHASE CUT	50€



Finish		
42	Matt white	0€
52	Matt black	0€
85	Corten effect	40€
92	Concrete grey	0€

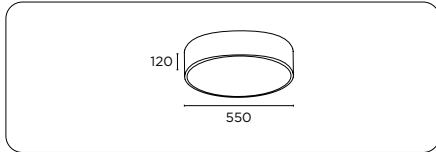


CRI-CCT		
/8527	CRI85 2700K	0€
-	CRI85 3000K	0€
/8540	CRI85 4000K	0€



Independent accessories		
32490	Suspension kit. ON-OFF. Direct light	59€
3249015	Suspension kit. Direct light DALI/1-10V /PUSH/Em 1h.	92€
3259200	Microprismatic diffuser Ø450	46€

IO LED
Ø 550



32545	IO LED Ø 550 50W	540€
--------------	------------------	-------------



Control		
50	ON-OFF	0€
53	EM. 1h on-off	150€
61	1..10V	50€
65	DALI	50€
69	PUSH	50€
64	PHASE CUT	100€



Finish		
42	Matt white	0€
52	Matt black	0€
85	Corten effect	50€
92	Concrete grey	0€

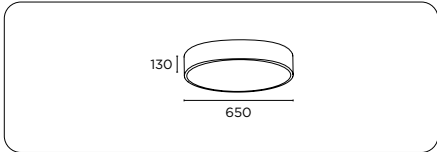


CRI-CCT		
/8527	CRI85 2700K	0€
-	CRI85 3000K	0€
/8540	CRI85 4000K	0€



Independent accessories		
32490	Suspension kit. ON-OFF. Direct light	59€
3249015	Suspension kit. Direct light DALI/1-10V /PUSH/Em 1h.	92€
34290	Suspension kit dir/ind	180€
3429015	Suspension kit dir/ind DA- LI/1-10V/PUSH/Em 1h.	200€
3259500	Microprismatic diffuser Ø 550	66€

IO LED
Ø 650



32542	IO LED Ø 650 62W	570€
--------------	------------------	-------------



Control		
50	ON-OFF	0€
53	EM. 1h on-off	150€
61	1..10V	50€
65	DALI	50€
69	PUSH	50€
64	PHASE CUT	150€



Finish		
42	Matt white	0€
52	Matt black	0€
85	Corten effect	65€
92	Concrete grey	0€

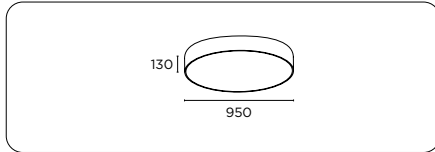


CRI-CCT		
/8527	CRI85 2700K	0€
-	CRI85 3000K	0€
/8540	CRI85 4000K	0€



Independent accessories		
32490	Suspension kit. ON-OFF. Direct light	59€
3249015	Suspension kit. Direct light DALI/1-10V /PUSH/Em 1h.	92€
34290	Suspension kit dir/ind	180€
3429015	Suspension kit dir/ind DA- LI/1-10V/PUSH/Em 1h.	200€
3259300	Microprismatic diffuser Ø 650	86€

IO LED
Ø 950



32543	IO LED Ø 950 124W	1.050€
--------------	-------------------	---------------



Control		
50	ON-OFF	0€
53	EM. 1h on-off	150€
61	1..10V	100€
65	DALI	100€
64	PHASE CUT	250€
69	PUSH	100€



Finish		
42	Matt white	0€
52	Matt black	0€
85	Corten effect	70€
92	Concrete grey	0€

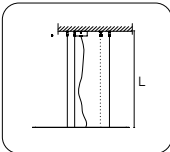


CRI-CCT		
/8527	CRI85 2700K	0€
-	CRI85 3000K	0€
/8540	CRI85 4000K	0€



Independent accessories		
32491	Suspension kit. Direct light	88€
3249115	Suspension kit. Direct light 1-10V/DALI/PUSH/ EM. 1h	121€
34291	Suspension kit. Dir/Ind	210€
3429115	Suspension kit. Dir/Ind 1-10V/ DALI/PUSH/EM. 1h	240€
3259400	Microprismatic diffuser Ø 950	156€

IO Accessories



Suspension kit on 3
cables
L=2000; on 4 cables
L=4700

Suspension kit					
Lenght		Versions	Control	Emission	
324	90	max 2000 Ø 260/450/550/650	- ON-OFF	Direct	59€
	90	max 2000 Ø 260/450/550/650	15 1-10V/DALI/PUSH/EM. 1h	Direct	92€
	91	max 4700 Ø 950	- ON-OFF	Direct	88€
	91	max 4700 Ø 950	15 1-10V/DALI/PUSH/EM. 1h	Direct	121€
Lenght		Versions	Control	Emission*	
342	90	max 2000 Ø 550/650	- ON-OFF	Dir./Ind.	180€
	90	max 2000 Ø 550/650	15 1-10V/DALI/PUSH/EM. 1h	Dir./Ind.	200€
	91	max 4700 Ø 950	- ON-OFF	Dir./Ind.	210€
	91	max 4700 Ø 950	15 1-10V/DALI/PUSH/EM. 1h	Dir./Ind.	240€

* The indirect light is created through a kit to be installed on the upper part of the lighting fitting.

Phase cut dimmable luminaires cannot mount the suspension kit.



Microprismatic diffuser

Microprismatic diffuser				
Versions		Finish		
325	91 Ø 260	00 microprismatic		31€
	92 Ø 450			46€
	95 Ø 550			66€
	93 Ø 650			86€
	94 Ø 950			156€






Double ignition_
high efficiency SMD LED source_


A dual source LED ceiling lamp available in a multitude of liquid painted finishes and custom colours.

One LED light source is located in the middle of the fitting, creating the main downlight illumination.

The second light source is located behind the structure holding the premier light source, creating a decorative ring of light.

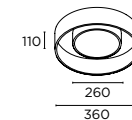
Available for use with DALI, PUSH, and 1-10V dimming controls.
Trailing edge and leading edge dimming available on request.
Ingress protection of IP40.

Atollo / Ø360			3000 K / Ra 85		
m	Ø	Lux	111°	Glaring	
1	2.90	647		UGR	24.6
2	5.80	162		Colour deviation	3 SDCM
3	8.70	72		Fixture power	24.0 W
4	11.60	40		Fixture flux	1805.0 lm
5	14.50	26		Fixture efficacy	75 lm/W
			IMax 647 cd	LED values	21.3 W 2550.0 lm

Atollo / Ø650			3000 K / Ra 85		
m	Ø	Lux	111°	Glaring	
1	2.90	1195		UGR	22.9
2	5.80	299		Colour deviation	3 SDCM
3	8.70	133		Fixture power	40.0 W
4	11.60	75		Fixture flux	3333.0 lm
5	14.50	48		Fixture efficacy	83 lm/W
			IMax 1195 cd	LED values	36.0 W 4810.0 lm

In-depth studies and technical sheets
exenia.eu/products

ATOLLO
Small Ø 360



33041	ATOLLO Small 15+6W	602€
--------------	--------------------	-------------

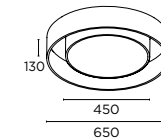
Control		
50	ON-OFF	0€
61	1..10V	100€
64	PHASE CUT	100€
65	DALI	100€
68	PUSH	100€

<div>+</div> Finish		
17/40	Glossy white/Matt orange	0€
17/52	Matt black/Matt orange	0€
17/92	Concrete grey/Matt orange	0€
22/40	Glossy white/Spring green	0€
22/52	Matt black/Spring green	0€
22/92	Concrete grey/Spring green	0€

+		
CRI-CCT		
-	CRI85 3000K	0€
/8540	CRI85 4000K	0€

Independent accessories		
33090	Suspension kit	96€

ATOLLO
Large Ø 650



33042	ATOLLO Large 25+11W	948€
--------------	---------------------	-------------

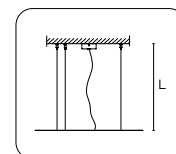
Control		
50	ON-OFF	0€
61	1.10V	100€
64	PHASE CUT	100€
65	DALI	100€
68	PUSH	100€

<div>+</div> Finish		
17/40	Glossy white/Matt orange	0€
17/52	Matt black/Matt orange	0€
17/92	Concrete grey/Matt orange	0€
22/40	Glossy white/Spring green	0€
22/52	Matt black/Spring green	0€
22/92	Concrete grey/Spring green	0€

CRI-CCT		
/8527	CRI85 2700K	0€
-	CRI85 3000K	0€
/8540	CRI85 4000K	0€

Independent accessories		
33090	Suspension kit	96€

ATOLLO accessories



Suspension kit

32 | 81

Suspension kit

Lenght		Finish
330 90	max 2000 ON-OFF	Glossy white 96€
For dimmable versions code available on request.		

For dimmable versions code available on request.



Aluminum and tempered glass_
high efficiency SMD LED source_

Ceiling or wall mounted LED luminaire with omni-directional, diffused light distribution and a diameter of 130mm.

The luminaire consists of a diecast base, combined with tempered glass. Available with nominal 6W (550lm) or 9W (1020lm) light source in 2700K, 3000K or 4000K in CRI95.

Lumen maintenance of 50,000 hrs at L80 B10. Mix and match finishes for the base and the coloured ring accessory, choosing from six colour choices: concrete grey, baby blue, brick red, matt black textured, matt white textured and rust effect. Ingress protection of IP66.

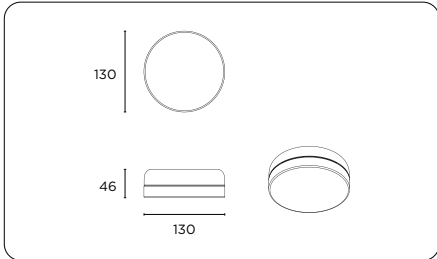
Class I luminaire with integral ON-OFF power supply, dimmable via PHASE CUT dimmer.

Yoma / 6W			3000 K / Ra 95	
m	Ø	Lux	98°	Glaring -
1	2.30	138		UGR 24.3
2	4.59	35		Colour deviation 3 SDCM
3	6.89	15		Fixture power 6.0 W
4	9.19	9		Fixture flux 357.0 lm
5	11.48	6		Fixture efficacy 59 lm/W
			IMax 138 cd	LED values 6.0 W 550.0 lm

Yoma / 6W			3000 K / Ra 95	
m	Ø	Lux	98°	Glaring -
1	2.30	222		UGR 25.9
2	4.59	55		Colour deviation 3 SDCM
3	6.89	25		Fixture power 9.0 W
4	9.19	14		Fixture flux 573.0 lm
5	11.48	9		Fixture efficacy 64 lm/W
			IMax 222 cd	LED values 9.0 W 1020.0 lm

Yoma / Decorative Ring / 6W			3000 K / Ra 95	
m	Ø	Lux	98°	Glaring -
1	2.29	156		UGR 22.6
2	4.59	39		Colour deviation 3 SDCM
3	6.88	17		Fixture power 6.0 W
4	9.18	10		Fixture flux 372.0 lm
5	11.47	6		Fixture efficacy 62 lm/W
			IMax 156 cd	LED values 6.0 W 550.0 lm

Yoma / Decorative Ring / 9W			3000 K / Ra 95	
m	Ø	Lux	98°	Glaring -
1	2.29	189		UGR 23.3
2	4.59	47		Colour deviation 3 SDCM
3	6.88	21		Fixture power 9.0 W
4	9.18	12		Fixture flux 450.0 lm
5	11.47	8		Fixture efficacy 50 lm/W
			IMax 189 cd	LED values 9.0 W 1020.0 lm



8375	YOMA	127€
+		
Versions		
40	6W	0€
41	9W	15€
+		
Control		
0	ON-OFF	0€
+		
Finish		
1	Brick red	0€
W	Matt white txt	0€
B	Matt black txt	0€
6	Baby blue	0€
R	Corten effect	0€
9	Concrete grey	0€
+		
CRI-CCT		
B2	CRI95 2700K	0€
B3	CRI95 3000K	0€
B4	CRI95 4000K	0€
+		
Decorative ring		
83759000	Decorative ring	30€
+		
Finish Decorative ring		
1M	Brick red	0€
WT	Matt white txt	0€
64	Baby blue	0€
RU	Corten effect	0€
CG	Concrete grey	0€
BT	Matt black txt	0€

YOMA accessories



Decorative ring

Ring		
Ring finish		
8 375 90 00	1M	Brick red
	WT	white txt
	BT	black txt
	64	Baby blue
	RU	Corten effect
	CG	Concrete grey
		30€







Colored comfort rings_
high efficiency LED source_


Surface-mounted LED luminaire whose body is manufactured from aluminium and is available in liquid-painted finishes, including matt white, matt black and concrete grey.


Comfort rings for maximum visual well-being.

Accessories include a polycarbonate opal diffuser and honeycomb louvre with matt white ring (UGR<19). Ingress protection of IP20 or IP40 when fitted with polycarbonate opal diffuser.

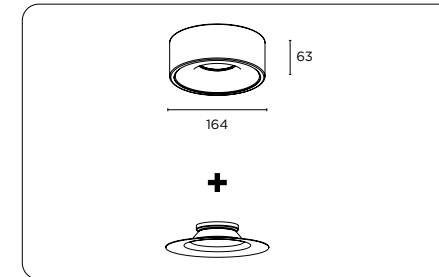
Teddy / Medium			3000 K / Ra 85		
m	Ø	Lux	98°	Glaring	
1	2.29	363	 IMax 363 cd	UGR	27.9
2	4.59	91		Colour deviation	3 SDCM
3	6.88	40		Fixture power	6.9 W
4	9.18	23		Fixture flux	810.0 lm
5	11.47	15		Fixture efficacy	91 lm/W
				LED values	7.8 W 1084.0 lm

Teddy / Medium / Honeycomb			3000 K / Ra 85		
m	Ø	Lux	47°		
1	0.82	1002		Glaring	-
2	1.64	250		UGR	17.2
3	2.46	111		Colour deviation	3 SDCM
4	3.28	63		Fixture power	8.9 W
5	4.10	40		Fixture flux	705.0 lm
				Fixture efficacy	79 lm/W
				LED values	7.8 W 1084.0 lm

Teddy / Large			3000 K / Ra 85	
m	Ø	Lux	98°	Glaring
1	2.29	710	 IMax 710 cd	UGR
2	4.59	178		30.3
3	6.88	79		3 SDCM
4	9.18	44		20.0 W
5	11.47	28		1584.0 lm
				79 lm/W
				16.8 W
				2100.0 lm

Teddy / Large / Honeycomb			3000 K / Ra 85		
m	Ø	Lux	47°		
1	0.82	1939		Glaring	-
2	1.64	485		UGR	19.5
3	2.46	215		Colour deviation	3 SDCM
4	3.28	121		Fixture power	20.0 W
5	4.10	78		Fixture flux	1365.0 lm
			IMax 1939 cd	Fixture efficacy	68 lm/W
				LED values	16.8 W
					2100.0 lm

TEDDY Medium



37140	TEDDY Medium 8W	173€
+		
Control		
50	ON-OFF	0€
+		
Finish		
42	Matt white	0€
52	Matt black	0€
92	Concrete grey	0€
+		
CRI-CCT		
-	CRI85 3000K	0€
/8540	CRI85 4000K	0€
+		
Decorative ring		
3719100	Decorative ring comfort	35€
+		


Finish Decorative ring		
1M	Brick red	0€
10	Lacquered red	0€
17	Matt orange	0€
20	Spring green	0€
33	Corn yellow	0€
42	Matt white	0€
52	Matt black	0€
64	Baby blue	0€
92	Concrete grey	0€

Independent accessories		
9G032	Honeycomb louvre	30€

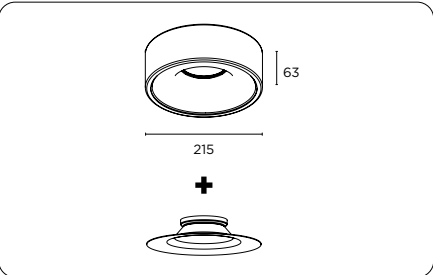


Ring comfort

Ring		
	Ring finish	
371 91 00	1M	Brick red
	10	Lacquered red
	17	Matt orange
	20	Spring green
	33	Corn yellow
	42	Matt white
	52	Matt black
	64	Baby blue
92	Concrete grey	35€

Teddy / Large / Dif.			3000 K / Ra 85	
m	Ø	Lux	111°	
1	2.93	361		Glaring
2	5.85	90		UGR
3	8.78	40		Colour deviation
4	11.70	23		Fixture power
5	14.63	14		Fixture flux
			IMax 361 cd	Fixture efficacy
				LED values

TEDDY Large



34340	Teddy Large 17W	185€
-------	-----------------	------

Control		
50	ON-OFF	0€
61	1..10V	50€
65	DALI	50€
68	PUSH	50€
64	PHASE CUT	50€

Finish		
42	Matt white	0€
52	Matt black	0€
92	Concrete grey	0€

CRI-CCT		
-	CRI85 3000K	0€
/8540	CRI85 4000K	0€

Decorative ring		
3439400	Decorative ring Comfort	35€

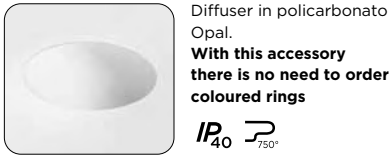
Finish Decorative ring		
1M	Brick red	0€
10	Lacquered red	0€
17	Matt orange	0€
20	Spring green	0€
33	Corn yellow	0€
42	Matt white	0€
52	Matt black	0€
64	Baby blue	0€
92	Concrete grey	0€



Independent accessories		
3439200	Opal polycarbonate diffuser	24€
9G032	Honeycomb louvre	30€

Ring		
Ring finish		35€
343 94 00	1M Brick red	
	10 Lacquered red	
	17 Matt orange	
	20 Spring green	
	33 Corn yellow	
	42 Matt white	
	52 Matt black	
	64 Baby blue	
	92 Concrete grey	

TEDDY accessories



Diffuser			
nota		Finish	24€
343 92 00	solo per Teddy Large	opal	

Honeycomb louvre		
		Finish
9G 032	black	30€







COB LED source.
the body is manufactured from spun aluminium_

Pendant-mounted LED luminaire with direct light distribution.

The luminaire body is manufactured from spun aluminium and is finished with liquid paint.

Optics are available in Medium, Large and Extra Large. Ingress protection of IP20.

The electrical connexion is made inside the canopy. The luminaire body is manufactured from spun aluminium and is finished with liquid paint.

Supplied with a polycarbonate opal diffuser.
Ingress protection of IP40.

Willy / Small / Large			3000 K / Ra 95		
m	Ø	Lux	75°	Glaring	-
1	1.54	529		UGR	26.8
2	3.08	132		Colour deviation	3 SDCM
3	4.62	59		Fixture power	9.0 W
4	6.16	33		Fixture flux	804.0 lm
5	7.70	21		Fixture efficacy	89 lm/W
			IMax 529 cd	LED values	8.1 W 1136.0 lm

Willy / Medium / Medium			3000 K / Ra 95		
m	Ø	Lux	31°	Glaring	-
1	0.55	3065		UGR	17.3
2	1.11	766		Colour deviation	3 SDCM
3	1.66	341		Fixture power	13.0 W
4	2.22	192		Fixture flux	1290.0 lm
5	2.77	123		Fixture efficacy	99 lm/W
			IMax 3071 cd	LED values	11.6 W 1559.0 lm

Willy / Medium / Large			3000 K / Ra 95		
m	Ø	Lux	57°	Glaring	-
1	1.10	1304		UGR	18.4
2	2.19	326		Colour deviation	3 SDCM
3	3.29	145		Fixture power	13.0 W
4	4.39	82		Fixture flux	1173.0 lm
5	5.48	52		Fixture efficacy	90 lm/W
			IMax 1366 cd	LED values	11.6 W 1559.0 lm

Willy / Medium / XLarge			3000 K / Ra 95		
m	Ø	Lux	71°	Glaring	-
1	1.43	883		UGR	24.3
2	2.86	221		Colour deviation	3 SDCM
3	4.29	98		Fixture power	13.0 W
4	5.72	55		Fixture flux	1082.0 lm
5	7.14	35		Fixture efficacy	83 lm/W
			IMax 883 cd	LED values	11.6 W 1559.0 lm

Willy / Large / Medium			3000 K / Ra 95		
m	Ø	Lux	28°	Glaring	-
1	0.50	6862		UGR	1.2
2	1.01	1715		Colour deviation	3 SDCM
3	1.51	762		Fixture power	27.0 W
4	2.01	429		Fixture flux	2142.0 lm
5	2.52	274		Fixture efficacy	79 lm/W
			IMax 6862 cd	LED values	24.3 W 2967.0 lm

Willy / Large / Large			3000 K / Ra 95		
m	Ø	Lux	50°	Glaring	-
1	0.92	3611		UGR	7.5
2	1.85	903		Colour deviation	3 SDCM
3	2.77	401		Fixture power	27.0 W
4	3.69	226		Fixture flux	2114.0 lm
5	4.62	144		Fixture efficacy	78 lm/W
			IMax 3611 cd	LED values	24.3 W 2967.0 lm

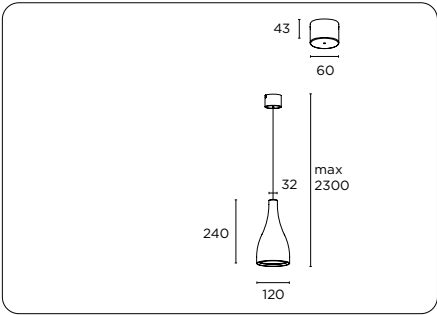
Willy / Large / XLarge			3000 K / Ra 95		
m	Ø	Lux	58°	Glaring	-
1	1.11	2228		UGR	13.3
2	2.21	557		Colour deviation	3 SDCM
3	3.32	248		Fixture power	27.0 W
4	4.43	139		Fixture flux	1962.0 lm
5	5.54	89		Fixture efficacy	73 lm/W
			IMax 2228 cd	LED values	24.3 W 2967.0 lm

Willy / XLarge / Medium			3000 K / Ra 95		
m	Ø	Lux	21°	Glaring	-
1	0.38	14429		UGR	0.3
2	0.76	3607		Colour deviation	3 SDCM
3	1.14	1603		Fixture power	39.7 W
4	1.51	902		Fixture flux	3148.0 lm
5	1.89	577		Fixture efficacy	79 lm/W
			IMax 14429 cd	LED values	35.5 W 4601.0 lm

Willy / XLarge / Large			3000 K / Ra 95		
m	Ø	Lux	35°	Glaring	-
1	0.63	7710		UGR	3.3
2	1.26	1928		Colour deviation	3 SDCM
3	1.89	857		Fixture power	39.7 W
4	2.52	482		Fixture flux	3122.0 lm
5	3.15	308		Fixture efficacy	79 lm/W
			IMax 7710 cd	LED values	35.5 W 4601.0 lm

Willy / XLarge / XLarge			3000 K / Ra 95		
m	Ø	Lux	58°	Glaring	-
1	1.12	2554		UGR	12.3
2	2.24	639		Colour deviation	3 SDCM
3	3.36	284		Fixture power	39.7 W
4	4.48	160		Fixture flux	2451.0 lm
5	5.60	102		Fixture efficacy	62 lm/W
			IMax 2554 cd	LED values	35.5 W 4601.0 lm

WILLY LED Small



31352 WILLY Small 9W **222€**

Control		
50	ON-OFF	0€

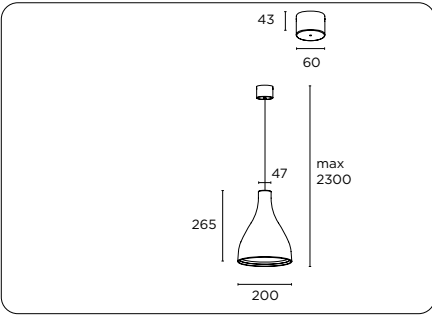
Finish		
1M	Brick red	0€
10	Lacquered red	0€
20	Spring green	0€
33	Corn yellow	0€
40	White	0€
52	Matt black	0€
64	Baby blue	0€
85	Corten	15€
92	Concrete grey	0€

CRI-CCT		
-	CRI85 3000K	0€
/9527	CRI95 2700K	0€
/9530	CRI95 3000K	0€
/9540	CRI95 4000K	0€

Decorative ring		
3139200	Decorative ring. Optic di 75° included	29€

Finish Decorative ring		
1M	Brick red	0€
10	Lacquered red	0€
20	Spring green	0€
33	Corn yellow	0€
40	White	0€
52	Matt black	0€
64	Baby blue	0€
92	Concrete grey	0€

WILLY LED Medium



31350 WILLY Medium 13W **265€**

Control		
50	ON-OFF	0€

Finish		
1M	Brick red	0€
10	Lacquered red	0€
20	Spring green	0€
33	Corn yellow	0€
40	White	0€
52	Matt black	0€
64	Baby blue	0€
85	Corten	20€
92	Concrete grey	0€

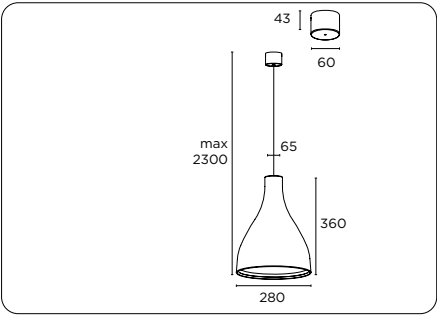
CRI-CCT		
-	CRI85 3000K	0€
/9527	CRI95 2700K	0€
/9530	CRI95 3000K	0€
/9540	CRI95 4000K	0€

Decorative ring		
3139050	Decorative ring	52€

Finish Decorative ring		
1M	Brick red	0€
10	Lacquered red	0€
20	Spring green	0€
33	Corn yellow	0€
40	White	0€
52	Matt black	0€
64	Baby blue	0€
92	Concrete grey	0€

Optics		
/M	Medium	0€
/L	Large	0€
/X	Extra Large	0€

WILLY LED Large



31351 WILLY Large 26W **325€**

Control		
50	ON-OFF	0€
61	1..10V	50€
65	DALI	50€
68	PUSH	50€

Finish		
1M	Brick red	0€
10	Lacquered red	0€
20	Spring green	0€
33	Corn yellow	0€
40	White	0€
52	Matt black	0€
64	Baby blue	0€
85	Corten	25€
92	Concrete grey	0€

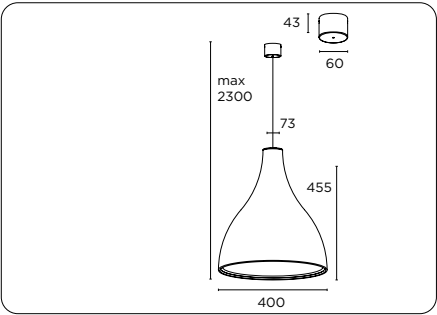
CRI-CCT		
-	CRI85 3000K	0€
/9527	CRI95 2700K	0€
/9530	CRI95 3000K	0€
/9540	CRI95 4000K	0€

Decorative ring		
3139150	Decorative ring	73€

Finish Decorative ring		
1M	Brick red	0€
10	Lacquered red	0€
20	Spring green	0€
33	Corn yellow	0€
40	White	0€
52	Matt black	0€
64	Baby blue	0€
92	Concrete grey	0€

Optics		
/M	Medium	0€
/L	Large	0€
/X	Extra Large	0€

WILLY LED XLarge



31353 WILLY XLarge 40W **439€**

Control		
50	ON-OFF	0€
61	1..10V	50€
65	DALI	50€
69	PUSH	50€

Finish		
1M	Brick red	0€
10	Lacquered red	0€
20	Spring green	0€
33	Corn yellow	0€
40	White	0€
52	Matt black	0€
64	Baby blue	0€
85	Corten	30€
92	Concrete grey	0€

CRI-CCT		
-	CRI85 3000K	0€
/9527	CRI95 2700K	0€
/9530	CRI95 3000K	0€
/9540	CRI95 4000K	0€

Decorative ring		
3139350	Decorative ring	94€

Finish Decorative ring		
1M	Brick red	0€
10	Lacquered red	0€
20	Spring green	0€
33	Corn yellow	0€
40	White	0€
52	Matt black	0€
64	Baby blue	0€
92	Concrete grey	0€

Optics		
/M	Medium	0€
/L	Large	0€
/X	Extra Large	0€





Monoemission or biemission_
high efficiency COB LED source_

Pendant-mounted LED luminaire with direct light distribution.

Liquid-painted finishes include matt white, matt black and concrete grey.

The luminaire is available in three beam angles: Medium, Large or Extra Large.

Ingress protection of IP20 or IP40 when fitted with microprismatic diffuser accessory.

Shop / 60W / Medium			3000 K / Ra 95	
m	Ø	Lux	27°	Glaring
1	0.48	19335		-
2	0.95	4834		UGR 1.1
3	1.43	2148		Colour deviation 3 SDCM
4	1.90	1208		Fixture power 69.0 W
5	2.38	773		Fixture flux 5097.0 lm
			IMax 19344 cd	Fixture efficacy 74 lm/W
				LED values 61.7 W 7843.0 lm

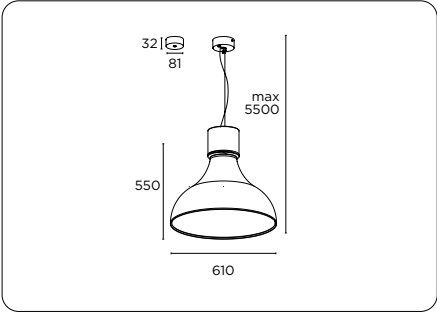
Shop / 60W / Large			3000 K / Ra 95	
m	Ø	Lux	48°	Glaring
1	0.89	8891		-
2	1.78	2223		UGR 3.9
3	2.67	988		Colour deviation 3 SDCM
4	3.56	556		Fixture power 69.0 W
5	4.46	356		Fixture flux 5511.0 lm
			IMax 9331 cd	Fixture efficacy 80 lm/W
				LED values 61.7 W 7843.0 lm

Shop / 60W / XLarge			3000 K / Ra 95	
m	Ø	Lux	51°	Glaring
1	0.94	5940		-
2	1.89	1485		UGR 13.9
3	2.83	660		Colour deviation 3 SDCM
4	3.78	371		Fixture power 69.0 W
5	4.72	238		Fixture flux 4846.0 lm
			IMax 5952 cd	Fixture efficacy 70 lm/W
				LED values 61.7 W 7843.0 lm

Shop / 80W / Medium			3000 K / Ra 95	
m	Ø	Lux	27°	Glaring
1	0.48	22207		-
2	0.95	5552		UGR 1.5
3	1.43	2467		Colour deviation 3 SDCM
4	1.90	1388		Fixture power 82.0 W
5	2.38	888		Fixture flux 5854.0 lm
			IMax 22217 cd	Fixture efficacy 71 lm/W
				LED values 73.1 W 9007.0 lm

Shop / 80W / Large			3000 K / Ra 95	
m	Ø	Lux	48°	Glaring
1	0.89	10210		-
2	1.78	2553		UGR 4.4
3	2.67	1134		Colour deviation 3 SDCM
4	3.56	638		Fixture power 82.0 W
5	4.46	408		Fixture flux 6329.0 lm
			IMax 10716 cd	Fixture efficacy 77 lm/W
				LED values 73.1 W 9007.0 lm

Shop / 80W / XLarge			3000 K / Ra 95	
m	Ø	Lux	51°	Glaring
1	0.94	6821		-
2	1.89	1705		UGR 14.3
3	2.83	758		Colour deviation 3 SDCM
4	3.78	426		Fixture power 82.0 W
5	4.72	273		Fixture flux 5565.0 lm
			IMax 6835 cd	Fixture efficacy 68 lm/W
				LED values 73.1 W 9007.0 lm



344	SHOP	680€
+		
Versions		
54	Direct 66W	0€
55	Dir/Ind 66+9W	60€
50	Direct 80W	0€
51	Dir/Ind 80+9W	60€
+		
Control		
50	ON-OFF	0€
61	1..10V (Version only 66W)	50€
65	DALI (Version only 66W)	50€
69	PUSH (Version only 66W)	50€
+		
Finish		
42	Matt white	0€
52	Matt black	0€
92	Concrete grey	0€
+		
CRI-CCT		
-	CRI85 3000K	0€
/9527	CRI95 2700K	0€
/9530	CRI95 3000K	0€
/9540	CRI95 4000K	0€

Decorative ring		
3449050	Decorative ring	225€
+		
Finish Decorative ring		
17	Matt orange	0€
20	Spring green	0€
42	Matt white	0€
1M	Brick red	0€
52	Matt black	0€
92	Concrete grey	0€
+		
Optics		
/M	Medium	0€
/L	Large	0€
/X	XLarge	0€
+		
Independent accessories		
3449100	Microprismatic diffuser + Optic	121€

SHOP



Rings with optics included

SHOP accessories



Microprismatic diffuser, Optic included.
Optic assembly and its coloured ring should not be ordered with this accessory.

IP₄₀  650°

Ring - Optic				
344 90 50	Ring finish		Optic	
	1M	Brick red	/M	Medium
	17	Matt orange	/L	Large
	20	Spring green	/X	XLarge
	42	Matt white		
	52	Matt black		
	92	Concrete grey		
				225€

Microprismatic diffuser	
344 91 00	121€



Direct issue or dir/ind_
high efficiency COB LED source_

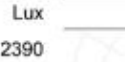
LED pendant projector with driver on board available with
Medium, Large, Wide and Extra-large optic.


The body of these projector consists of a liquid painted
aluminium plate and decorative ring.

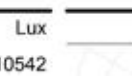
The reflection optic comes in a mirror- painted polycarbonate
finish designed to direct luminous fluxes (to be ordered
separately).

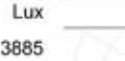
Ingress protection of IP20.

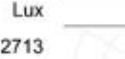
Bilux / 26W / Ceiling / Medium				3000 K / Ra 95	
m	Ø	Lux	30°	Glaring	-
1	0.53	5349		UGR	18.7
2	1.06	1337		Colour deviation	3 SDCM
3	1.59	594		Fixture power	26.0 W
4	2.11	334		Fixture flux	2048.0 lm
5	2.64	214		Fixture efficacy	79 lm/W
			IMax 5349 cd	LED values	24.3 W 3070.0 lm

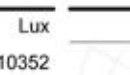
Bilux / 26W / Ceiling / Large				3000 K / Ra 95	
m	Ø	Lux	58°	Glaring	-
1	1.11	2390		UGR	20.7
2	2.21	598		Colour deviation	3 SDCM
3	3.32	266		Fixture power	26.0 W
4	4.43	149		Fixture flux	2033.0 lm
5	5.54	96		Fixture efficacy	78 lm/W
				LED values	24.3 W 3070.0 lm
				IMax 2393 cd	


Bilux / 26W / Ceiling / XLarge				3000 K / Ra 95	
m	Ø	Lux	71°	Glaring	-
1	1.43	1648		UGR	26.5
2	2.86	412		Colour deviation	3 SDCM
3	4.29	183		Fixture power	26.0 W
4	5.72	103		Fixture flux	2020.0 lm
5	7.14	66		Fixture efficacy	78 lm/W
			IMax 1648 cd	LED values	24.3 W 3070.0 lm


Bilux / 40W / Ceiling / Medium				3000 K / Ra 95	
m	Ø	Lux	27°	Glaring	-
1	0.48	10542		UGR	11.1
2	0.97	2636		Colour deviation	3 SDCM
3	1.45	1171		Fixture power	41.4 W
4	1.94	659		Fixture flux	2729.0 lm
5	2.42	422		Fixture efficacy	66 lm/W
			IMax 10542 cd	LED values	37.0 W 4420.0 lm


Bilux / 40W / Ceiling / Large				3000 K / Ra 95	
m	Ø	Lux	48°	Glaring	-
1	0.88	3885		UGR	19.1
2	1.77	971		Colour deviation	3 SDCM
3	2.65	432		Fixture power	41.4 W
4	3.53	243		Fixture flux	2770.0 lm
5	4.42	155		Fixture efficacy	67 lm/W
			IMax 3974 cd	LED values	37.0 W 4420.0 lm


Bilux / 40W / Ceiling / XLarge				3000 K / Ra 95	
m	Ø	Lux	55°	Glaring	-
1	1.04	2713		UGR	22.3
2	2.08	678		Colour deviation	3 SDCM
3	3.13	301		Fixture power	41.4 W
4	4.17	170		Fixture flux	2661.0 lm
5	5.21	109		Fixture efficacy	64 lm/W
				LED values	37.0 W 4420.0 lm
				IMax 2750 cd	


Bilux / 40W / Suspension / Medium				3000 K / Ra 95	
m	Ø	Lux		Glaring	-
1	0.48	10352		UGR	9.6
2	0.95	2588		Colour deviation	3 SDCM
3	1.43	1150		Fixture power	41.4 W
4	1.90	647		Fixture flux	2729.0 lm
5	2.38	414		Fixture efficacy	66 lm/W
				LED values	37.0 W 4420.0 lm
			IMax 10357 cd		

Bilux / 40W / Suspension / Large				3000 K / Ra 95	
m	Ø	Lux	48°	Glaring	-
1	0.89	4469		UGR	12.3
2	1.78	1117		Colour deviation	3 SDCM
3	2.67	497		Fixture power	41.4 W
4	3.56	279		Fixture flux	2770.0 lm
5	4.46	179		Fixture efficacy	67 lm/W
			IMax 4690 cd	LED values	37.0 W 4420.0 lm

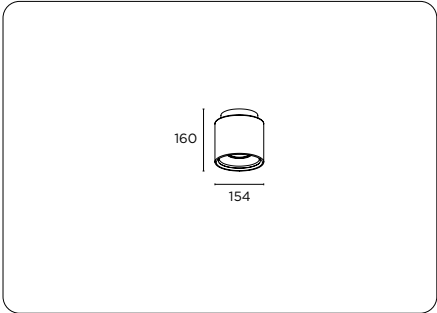
Bilux / 40W / Suspension / XLarge				3000 K / Ra 95	
m	Ø	Lux	51°	Glaring	-
1	0.94	3262		UGR	22.5
2	1.89	815		Colour deviation	3 SDCM
3	2.83	362		Fixture power	41.4 W
4	3.78	204		Fixture flux	2661.0 lm
5	4.72	130		Fixture efficacy	64 lm/W
			IMax 3268 cd	LED values	37.0 W 4420.0 lm

Bilux / Dir. - Ind. / Medium			3000 K / Ra 95		
m	Ø	Lux	27°	Glaring	
1	0.48	10418		-	
2	0.96	2604		UGR	6.9
3	1.43	1158		Colour deviation	3 SDCM
4	1.91	651		Fixture power	52.0 W
5	2.39	417		Fixture flux	3483.0 lm
				Fixture efficacy	67 lm/W
				LED values	45.8 W 5641 lm
			IMax 10418 cd		

Bilux / Dir. - Ind. / Large			3000 K / Ra 95		
m	Ø	Lux	48°	Glaring	-
1	0.89	4457		UGR	9.8
2	1.78	1114		Colour deviation	3 SDCM
3	2.67	495		Fixture power	52.0 W
4	3.56	279		Fixture flux	3495.0 lm
5	4.44	178		Fixture efficacy	67 lm/W
			IMax 4677 cd	LED values	45.8 W 5576 lm

Bilux / Dir. - Ind. / XLarge			3000 K / Ra 95		
m	Ø	Lux	51°	Glaring	-
1	0.95	2632		UGR	18.7
2	1.89	658		Colour deviation	3 SDCM
3	2.84	292		Fixture power	52.0 W
4	3.78	164		Fixture flux	2882.0 lm
5	4.73	105		Fixture efficacy	55 lm/W
			IMax 2637 cd	LED values	45.8 W 4787 lm

BILUX
Pendant Direct



31940 BILUX Pendant Direct 26W **248€**

Control		
50	ON-OFF	0€
61	1..10V	50€
64	PHASE CUT	50€
65	DALI	50€
68	PUSH	50€

Finish		
42	Matt white	0€
52	Matt black	0€
92	Concrete grey	0€

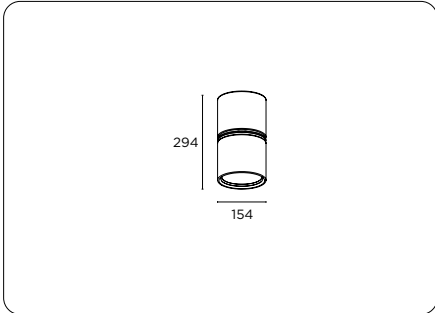
CRI-CCT		
-	CRI85 3000K	0€
/9527	CRI95 2700K	0€
/9530	CRI95 3000K	0€
/9540	CRI95 4000K	0€

Decorative ring		
3199050	Decorative ring	36€

Colore Decorative ring		
10	Lacquered red	0€
17	Matt orange	0€
20	Spring green	0€
42	Matt white	0€
52	Matt black	0€
64	Baby blue	0€
92	Concrete grey	0€

Optics		
/M	Medium	0€
/W	Wide	0€
/X	Extra Large	0€

BILUX
Pendant Direct Large



31941 BILUX 40W **357€**

Control		
50	ON-OFF	0€
61	1..10V	50€
65	DALI	50€
68	PUSH	50€

Finish		
42	Matt white	0€
52	Matt black	0€
92	Concrete grey	0€

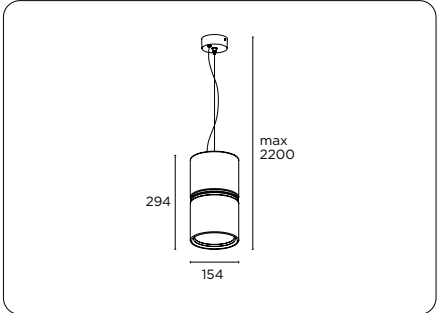
CRI-CCT		
-	CRI85 3000K	0€
/9527	CRI95 2700K	0€
/9530	CRI95 3000K	0€
/9540	CRI95 4000K	0€

Decorative ring		
3199150	Decorative ring	57€

Colore Decorative ring		
10	Lacquered red	0€
17	Matt orange	0€
20	Spring green	0€
42	Matt white	0€
52	Matt black	0€
64	Baby blue	0€
92	Concrete grey	0€

Optics		
/M	Medium	0€
/L	Large	0€
/X	Extra Large	0€

BILUX
Pendant



319 BILUX Pendant Large **383€**

Versions		
50	Direct 40W	0€
51	Dir/Ind 40+9W	60€

Control		
50	ON-OFF	0€
61	1..10V	50€
65	DALI	50€
68	PUSH	50€

Finish		
42	Matt white	0€
52	Matt black	0€
92	Concrete grey	0€

CRI-CCT		
-	CRI85 3000K	0€
/9527	CRI95 2700K	0€
/9530	CRI95 3000K	0€
/9540	CRI95 4000K	0€

Decorative ring		
3199150	Decorative ring	57€

Colore Decorative ring		
10	Lacquered red	0€
17	Matt orange	0€
20	Spring green	0€
42	Matt white	0€
52	Matt black	0€
64	Baby blue	0€
92	Concrete grey	0€

Optics		
/M	Medium	0€
/L	Large	0€
/X	Extra Large	0€



Rings with optics included



Rings with optics included

Ring - Optic

319 90 50	Ring finish	Optic		36€
	10	Lacquered red	/M Medium	
	17	Matt orange	/W Wide	
	20	Spring green	/X XLarge	
	42	Matt white		
	52	Matt black		
	64	Baby blue		
	92	Concrete grey		

Ring - Optic

319 91 50	Ring finish	Optic		57€
	10	Lacquered red	/M Medium	
	17	Matt orange	/L Large	
	20	Spring green	/X XLarge	
	42	Matt white		
	52	Matt black		
	64	Baby blue		
	92	Concrete grey		





Version ceiling or suspension_
high efficiency COB LED source_

Cylindrical LED luminaire. Manufactured in aluminium with rounded corners and a recessed LED light source. Diameter of 100mm and a length of 210mm.

Available in 2700K, 3000K and 4000K in CRI95 and 3000K in CRI85. Nominal power consumption of 6.5W (1100lm).

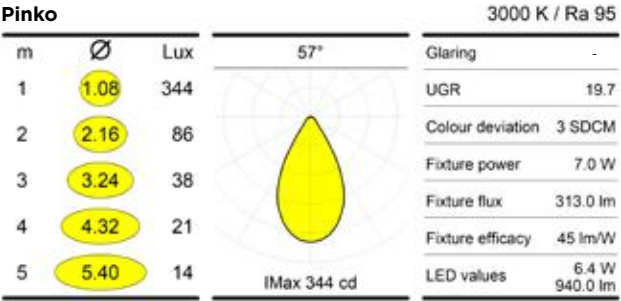
Lumen maintenance of 140,000 hrs at L80B10.

The inner bezel acts as the reflector and is available in nine colour choices including the new copper, dark bronze and gold finishes.

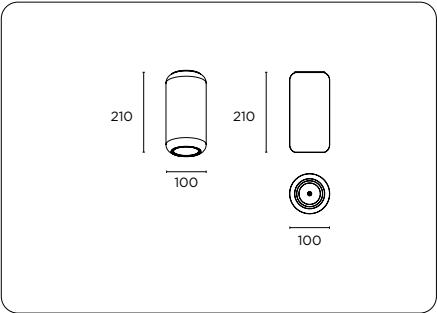
When choosing a matt black inner bezel finish, the bezel acts like a matt dark-light reflector for minimal glare and maximum visual comfort. Ingress protection of IP20 or IP40.

Class I luminaire with integral ON-OFF power supply. Housing finishes include matt white, matt black, baby blue, brick red, concrete grey and corten effect.

The suspend version is equipped with a 2m suspension and supply cable and a canopy painted in the same finishing as the main body of the device.



PINKO Ceiling



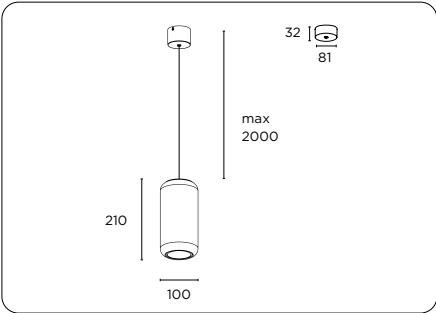
3744050 PINKO Pendant 6,5W 203€

Finish		
1M	Brick red	0€
42	Matt white	0€
52	Matt black	0€
64	Baby blue	0€
86	Corten effect	0€
92	Concrete grey	0€

Inside ring finish		
/1M	Brick red	0€
/17	Matt orange	0€
/22	Green opaco	0€
/64	Baby blue	0€
/BK	Matt black	0€
/BZ	Dark bronze txt	0€
/CT	Copper txt	0€
/GT	Gold txt	0€
/WH	Matt white	0€

CRI-CCT		
-	CRI85 3000K	0€
/9527	CRI95 2700K	0€
/9530	CRI95 3000K	0€
/9540	CRI95 4000K	0€

PINKO Pendant



3745050 PINKO Pendant 6,5W 231€

Finish		
1M	Brick red	0€
42	Matt white	0€
52	Matt black	0€
64	Baby blue	0€
86	Corten effect	0€
92	Concrete grey	0€

Inside ring finish		
/1M	Brick red	0€
/17	Matt orange	0€
/22	Green opaco	0€
/64	Baby blue	0€
/BK	Matt black	0€
/BZ	Dark bronze txt	0€
/CT	Copper txt	0€
/GT	Gold txt	0€
/WH	Matt white	0€

CRI-CCT		
-	CRI85 3000K	0€
/9527	CRI95 2700K	0€
/9530	CRI95 3000K	0€
/9540	CRI95 4000K	0€





Version ceiling or suspension_
high efficiency COB LED source_

Pendant-mounted LED luminaire whose light source is mounted on a fixed optical assembly with heat dissipating capabilities.

The body is manufactured from extruded aluminium and is available in three liquid coating options, including matt white, matt black and concrete grey. Optics are available in Spot, Medium and Large.

Liquid paint finish options for the coloured ring include lacqueredred, matt orange, spring green, corn yellow, matt white, matt black and concrete grey.
Ingress protection of IP20.

Mag / 26W / Spot			3000 K / Ra 95	
m	Ø	Lux	16°	Glaring - UGR 12.9 Colour deviation 3 SDCM Fixture power 27.2 W Fixture flux 2323.0 lm Fixture efficacy 85 lm/W LED values 24.3 W 3070.0 lm
1	0.28	13455		
2	0.56	3364		
3	0.84	1495		
4	1.13	841		
5	1.41	538		

Mag / 26W / Medium			3000 K / Ra 95	
m	Ø	Lux	28°	Glaring - UGR 11.2 Colour deviation 3 SDCM Fixture power 27.2 W Fixture flux 2386.0 lm Fixture efficacy 88 lm/W LED values 24.3 W 3070.0 lm
1	0.51	8133		
2	1.01	2033		
3	1.52	904		
4	2.03	508		
5	2.53	325		

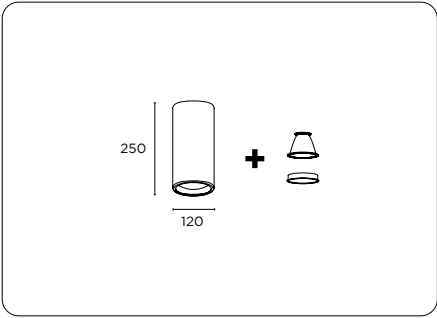
Mag / 26W / Large			3000 K / Ra 95	
m	Ø	Lux	53°	Glaring - UGR 15.0 Colour deviation 3 SDCM Fixture power 27.2 W Fixture flux 2280.0 lm Fixture efficacy 84 lm/W LED values 24.3 W 3070.0 lm
1	1.00	3059		
2	2.01	765		
3	3.01	340		
4	4.02	191		
5	5.02	122		

Mag / 33W / Spot			3000 K / Ra 95	
m	Ø	Lux	24°	Glaring - UGR 13.5 Colour deviation 3 SDCM Fixture power 34.6 W Fixture flux 2974.0 lm Fixture efficacy 86 lm/W LED values 30.9 W 4237.0 lm
1	0.42	10986		
2	0.85	2747		
3	1.27	1221		
4	1.70	687		
5	2.12	439		

Mag / 33W / Medium			3000 K / Ra 95	
m	Ø	Lux	35°	Glaring - UGR 12.3 Colour deviation 3 SDCM Fixture power 34.6 W Fixture flux 2793.0 lm Fixture efficacy 81 lm/W LED values 30.9 W 4237.0 lm
1	0.62	7089		
2	1.25	1772		
3	1.87	788		
4	2.50	443		
5	3.12	284		

Mag / 33W / Large			3000 K / Ra 95	
m	Ø	Lux	55°	Glaring - UGR 16.3 Colour deviation 3 SDCM Fixture power 34.6 W Fixture flux 2919.0 lm Fixture efficacy 84 lm/W LED values 30.9 W 4237.0 lm
1	1.05	3425		
2	2.10	856		
3	3.14	381		
4	4.19	214		
5	5.24	137		

MAG
Ceiling



335	MAG Pendant	306€
-----	-------------	------

Control		
40	ON-OFF	0€
4B	1..10V	50€
4C	PUSH	50€
4D	DALI	50€
4F	PHASE CUT (solo per vers. 26W)	50€

Versions		
50	26W	0€
51	33W	30€

Finish		
42	Matt white	0€
52	Matt black	0€
92	Concrete grey	0€

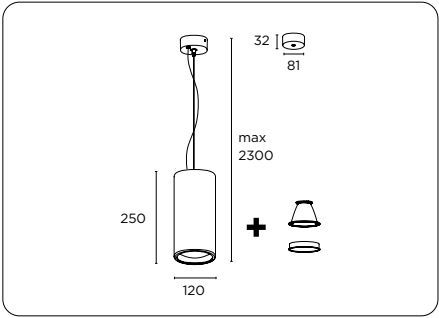
CRI-CCT		
-	CRI85 3000K	0€
/9527	CRI95 2700K	0€
/9530	CRI95 3000K	0€
/9540	CRI95 4000K	0€

Decorative ring		
6009150	Decorative ring	50€

Finish Decorative ring		
10	Lacquered red	0€
17	Matt orange	0€
20	Spring green	0€
33	Corn yellow	0€
42	Matt white	0€
52	Matt black	0€
92	Concrete grey	0€

Optics		
/S	Spot	0€
/M	Medium	0€
/L	Large	0€

MAG
Pendant



335	MAG Pendant	342€
-----	-------------	------

Control		
50	ON-OFF	0€
5B	1..10V	50€
5C	PUSH	50€
5D	DALI	50€
5F	PHASE CUT (solo per vers. 26W)	50€

Versions		
50	26W	0€
51	33W	31€

Finish		
42	Matt white	0€
52	Matt black	0€
92	Concrete grey	0€

CRI-CCT		
-	CRI85 3000K	0€
/9527	CRI95 2700K	0€
/9530	CRI95 3000K	0€
/9540	CRI95 4000K	0€

Decorative ring		
6009150	Decorative ring	50€

Finish Decorative ring		
10	Lacquered red	0€
17	Matt orange	0€
20	Spring green	0€
33	Corn yellow	0€
42	Matt white	0€
52	Matt black	0€
92	Concrete grey	0€

Optics		
/S	Spot	0€
/M	Medium	0€
/L	Large	0€



Rings with optics
included

Ring - Optic				
		Ring finish	Optic	
600 91 50	10	Lacquered red	/S	Spot
	17	Matt orange	/M	Medium
	20	Spring green	/L	Large
	33	Corn yellow		
	42	Matt white		
	52	Matt black		
		92	Concrete grey	
				50€



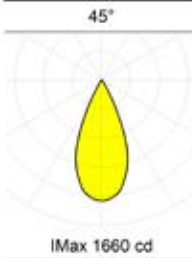
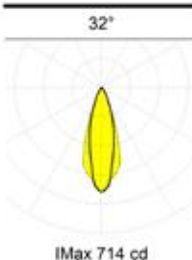


Version ceiling or suspension_
COB LED source_Version GU10 attack_

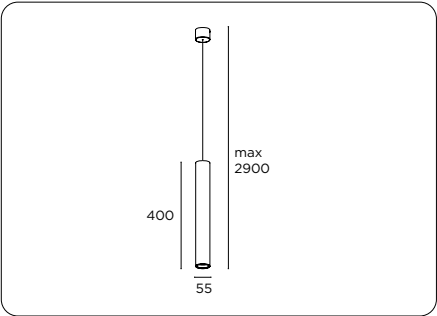
Pendant mounted cylinder luminaire with GU10 light source
or LED chip on board (COB) with electronic driver on board.
Extruded aluminium body with closed edge.

Body and canopy are available in chromed aluminium or in
numerous varnished colours.

Red and black decorative rings supplied as standard. Other
decorative ring colours are available as accessories.
Liquid painting.
Ingress protection of IP20.

GO! / LED			3000 K / Ra 95		
m	Ø	Lux	45°	Glaring	-
1	0.82	1660		UGR	11.2
2	1.64	415		Colour deviation	3 SDCM
3	2.46	184		Fixture power	9.4 W
4	3.28	104		Fixture flux	852.0 lm
5	4.10	66		Fixture efficacy	91 lm/W
			IMax 1660 cd	LED values	8.4 W 963.0 lm
GO! / GU10			32°		
m	Ø	Lux	32°	Glaring	-
1	0.48	714		UGR	11.0
2	0.96	179		Colour deviation	-
3	1.43	79		Fixture power	50.0 W
4	1.91	45		Fixture flux	318.4 lm
5	2.39	29		Fixture efficacy	5 lm/W
			IMax 714 cd	LED values	50.0 W 380.0 lm

GO!
Pendant LED



3005051	GO! Pendant LED 9W	264€
---------	--------------------	------

+		
Finish		
1M	Brick red	0€
10	Lacquered red	0€
40	White	0€
52	Matt black	0€
64	Baby blue	0€
70	Chrome	25€
92	Concrete grey	0€

+		
CRI-CCT		
-	CRI85 3000K	0€
/9527	CRI95 2700K	0€
/9530	CRI95 3000K	0€
/9540	CRI95 4000K	0€

+		
Decorative ring		
3009000	Decorative ring	15€

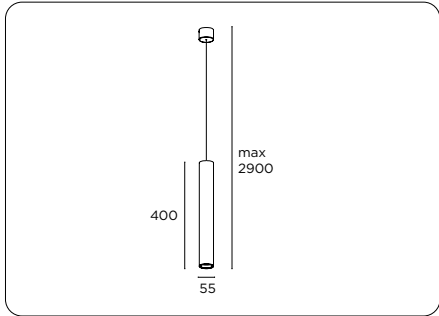
+		
Finish Decorative ring		
1M	Brick red	0€
17	Matt orange	0€
20	Spring green	0€
33	Corn yellow	0€
40	White	0€
64	Baby blue	0€
92	Concrete grey	0€

+		
Junction box		
9R00001	Multiple junction box 2÷6	76€

+		
Junction box finish		
1M	Brick red	0€
10	Lacquered red	0€
17	Matt orange	0€
20	Spring green	0€
40	White	0€
42	Matt white	0€
52	Matt black	0€
64	Baby blue	0€
70	Chrome	15€
92	Concrete grey	0€

Independent accessories		
9S0000172	Adjustable rod for wall mounting.	47€

GO!
Pendant GU10



3005070	GO! Pendant GU10	159€
---------	------------------	------

+		
Finish		
1M	Brick red	0€
10	Lacquered red	0€
40	White	0€
52	Matt black	0€
64	Baby blue	0€
70	Chrome	25€
92	Concrete grey	0€

+		
Decorative ring		
3009000	Decorative ring	15€

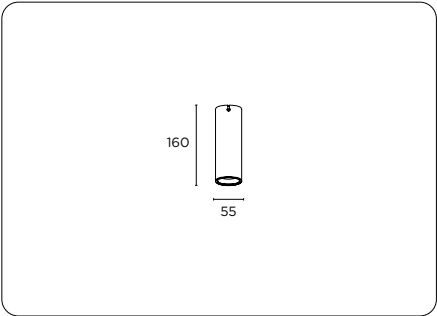
+		
Finish Decorative ring		
1M	Brick red	0€
17	Matt orange	0€
20	Spring green	0€
33	Corn yellow	0€
40	White	0€
64	Baby blue	0€
92	Concrete grey	0€

+		
Junction box		
9R00001	Multiple junction box 2÷6	76€

+		
Junction box finish		
1M	Brick red	0€
10	Lacquered red	0€
17	Matt orange	0€
20	Spring green	0€
40	White	0€
42	Matt white	0€
52	Matt black	0€
64	Baby blue	0€
70	Chrome	15€
92	Concrete grey	0€

Independent accessories		
9S0000172	Adjustable rod for wall mounting.	47€

GO!
Ceiling GU10



3004070	GO! Pendant Small GU10	121€
---------	------------------------	------

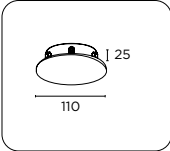
+		
Finish		
1M	Brick red	0€
10	Lacquered red	0€
40	White	0€
52	Matt black	0€
64	Baby blue	0€
70	Chrome	20€
92	Concrete grey	0€

+		
Decorative ring		
6009000	Decorative ring	10€

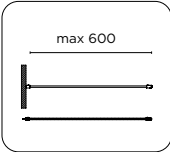
+		
Finish Decorative ring		
1M	Brick red	0€
17	Matt orange	0€
20	Spring green	0€
33	Corn yellow	0€
40	White	0€
64	Baby blue	0€
92	Concrete grey	0€



Accessory decorative rings to be ordered separately as an alternative to the lacquered red and matt black rings supplied.



Connection box 2÷6 ways.
Driver is not included.



Adjustable rod for wall mounting.
Without canopy and driver.

Decorative ring				
Versions			Finish	
600 90 00	per Versions a Pendant	10€	1M	Brick red
300 90 00	for Pendant version	15€	17	Matt orange
			20	Spring green
			33	Corn yellow
			40	Glossy white
			64	Baby blue
			92	Concrete grey
			0€	

Connection box 2 ÷ 6				
Versions			Finish	
9R0 00 01	for Pendant version		1M	Brick red
			10	Lacquered red
			17	Matt orange
			20	Spring green
			40	Glossy white
			42	Matt white
			52	Matt black
			64	Baby blue
			70	chrome
			92	Concrete grey
				76€

Adjustable rod for wall			
Versions		Finish	
9S0 00 01	for Pendant version	72	nichel
			47€







The body is manufactured from die-cast aluminium_
high efficiency COB LED source_

LED pendant luminaire with direct light distribution and
constant current driver integrated in the canopy.

Canopies are available in single, three or five units. The body
is manufactured from die-cast aluminium alloy 6060 and is
fitted with a partially milled, sanded methacrylate diffuser.

Liquid-coated finish options include brick red, matt white,
matt black, baby blue and concrete grey.

Diffuser in sanded metacrylate (PMMA) partially milled to
obtain a perfect light diffusion.

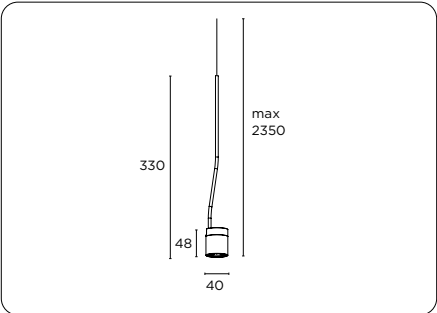
Pluriel / Medium			3000 K / Ra 85		
m	Ø	Lux	21°	Glaring	-
1	0.38	807		UGR	13.7
2	0.75	202		Colour deviation	3 SDCM
3	1.13	90		Fixture power	4.5 W
4	1.50	50		Fixture flux	197.0 lm
5	1.88	32		Fixture efficacy	44 lm/W
			IMax 807 cd	LED values	3.5 W 308.0 lm

Pluriel / Large			3000 K / Ra 85		
m	Ø	Lux	30°	Glaring	-
1	0.54	467		UGR	14.1
2	1.09	117		Colour deviation	3 SDCM
3	1.63	52		Fixture power	4.5 W
4	2.17	29		Fixture flux	195.0 lm
5	2.71	19		Fixture efficacy	43 lm/W
			IMax 467 cd	LED values	3.5 W 308.0 lm

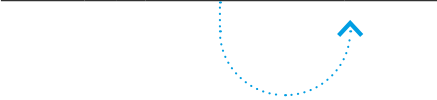
Pluriel / Wide			3000 K / Ra 85		
m	Ø	Lux	59°	Glaring	-
1	1.14	189		UGR	18.6
2	2.27	47		Colour deviation	3 SDCM
3	3.41	21		Fixture power	4.5 W
4	4.54	12		Fixture flux	193.0 lm
5	5.68	8		Fixture efficacy	43 lm/W
			IMax 189 cd	LED values	3.5 W 308.0 lm

Pluriel Clear			3000 K / Ra 95		
m	Ø	Lux	151°	Glaring	-
1	7.73	84		UGR	25.3
2	15.45	21		Colour deviation	3 SDCM
3	23.18	9		Fixture power	4.5 W
4	30.90	5		Fixture flux	198 lm
5	38.63	3		Fixture efficacy	68 lm/W
			IMax 84 cd	LED values	3.5 W 308 lm

PLURIEL

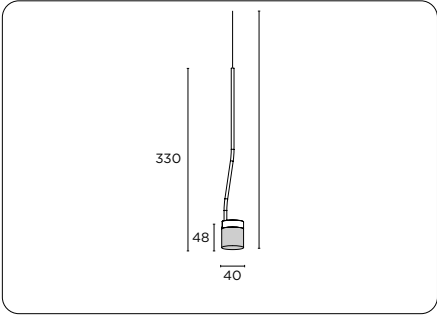


3535050	PLURIEL 3,5W	116€
+		
Finish		
1M	Brick red	0€
42	Matt white	0€
52	Matt black	0€
64	Baby blue	0€
92	Concrete grey	0€
+		
CRI-CCT		
/8527	CRI85 2700K	0€
-	CRI85 3000K	0€
/8540	CRI85 4000K	0€
+		
Decorative ring		
3539050	Decorative ring	16€
+		
Finish Decorative ring		
1M	Brick red	0€
10	Lacquered red	0€
17	Matt orange	0€
20	Spring green	0€
33	Corn yellow	0€
42	Matt white	0€
52	Matt black	0€
64	Baby blue	0€
92	Concrete grey	0€

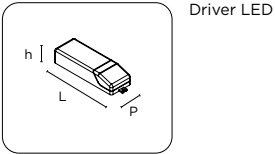


Optics		
/M	Medium	0€
/L	Large	0€
/W	Wide	0€
Mounting systems		
3768047	Recessed base	33€
9S0000172	Adjustable rod for wall mounting.	47€
Canopy		
3339050	Single canopy with Driver	65€
3339350	Multiple canopy for 3 suspensions with Drivers	194€
3339550	Multiple canopy for 5 suspensions with Drivers	212€
+		
Finish Canopy		
10	Lacquered red	0€
17	Matt orange	0€
1M	Brick red	0€
20	Spring green	0€
40	White	0€
42	Matt white	0€
52	Matt black	0€
64	Baby blue	0€
70	Chrome	20€
92	Concrete grey	0€
+		
Driver		
9D035010AL	ON/OFF 39x76x23	20€
9D035020DDEL	DALI 43x151x28	83€
9D035018DATC	1-10V 52x120x22	53€
9D035018DATC	PUSH 52x120x22	53€
9D035018CASTC	CASAMBI 44x147x30	124€
9D035018TFTC	PHASE CUT. 46x166x34	64€

Ring - Optic				
Ring finish			Optic	
353 90 50	1M	Brick red	/M	Medium
	10	Lacquered red	/L	Large
	17	Matt orange	/W	Wide
	20	Spring green		
	33	Corn yellow		
	42	Matt white		
	52	Matt black		
	64	Baby blue		
	92	Concrete grey		
			16€	

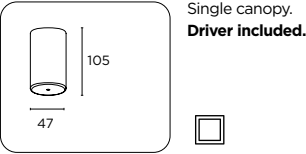


3535150	PLURIEL Clear 3,5W	116€
+		
Finish		
1M	Brick red	0€
42	Matt white	0€
52	Matt black	0€
64	Baby blue	0€
92	Concrete grey	0€
+		
CRI-CCT		
/8527	CRI85 2700K	0€
-	CRI85 3000K	0€
/8540	CRI85 4000K	0€
+		
Mounting systems		
3768047	Recessed base parget white	33€
9S0000172	Adjustable rod for mounting the suspension to wall	47€
Canopy		
3339050	Single canopy with Driver	65€
3339350	Multiple canopy for 3 suspensions with drivers	194€
3339550	Multiple canopy for 5 suspensions with drivers	212€

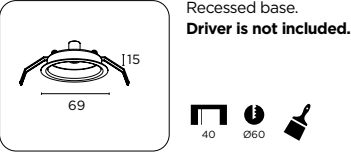


Driver (DC 350mA - Vf=9,7V)							
	Control	LxPxh	Power	Voltage	Frequency	Compositions	
9D035010AL	ON/OFF	39x76x23	10W	220/240V	50/60Hz	max 1pcs	20€
9D035020DDEL	DALI	43x151x28	20W	220/240V	50/60Hz	max 3pcs	83€
9D035018DATC	1-10V	52x120x22	18W	220/240V	50/60Hz	min 2pcs max 4pcs	53€
9D035018DATC	PUSH	52x120x22	18W	220/240V	50/60Hz	min 2pcs max 4pcs	53€
9D035018CASTC	CASAMBI	44x147x30	18W	220/240V	50/60Hz	min 2pcs max 5pcs	124€
9D035018TFTC	PHASE CUT	46x166x34	17W	220/240V	50/60Hz	max 4pcs	64€

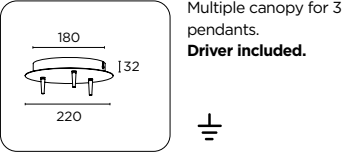
Connect in series



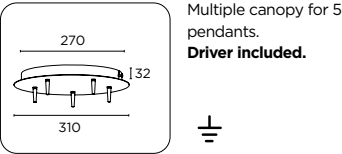
Single canopy.
Driver included.



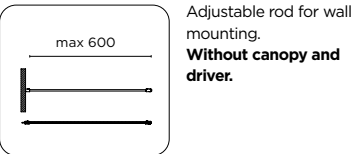
Recessed base.
Driver is not included.



Multiple canopy for 3 pendants.
Driver included.



Multiple canopy for 5 pendants.
Driver included.



Adjustable rod for wall mounting.
Without canopy and driver.

Canopy				
Finish				
333 90 50	65€	1M	Brick red	0€
		10	Lacquered red	0€
		17	Matt orange	0€
		20	Spring green	0€
		40	Glossy white	0€
		42	Matt white	0€
		52	Matt black	0€
		64	Baby blue	0€
		70	chrome	20€
		92	Concrete grey	0€

Recessed base			
Finish			
376 80	47	Parget white	110€

Multiple canopy for 3 pendants				
Finish				
333 93 50	194€	1M	Brick red	0€
		10	Lacquered red	0€
		17	Matt orange	0€
		20	Spring green	0€
		40	Glossy white	0€
		42	Matt white	0€
		52	Matt black	0€
		64	Baby blue	0€
		70	chrome	20€
		92	Concrete grey	0€

Multiple canopy for 5 pendants				
Finish				
333 95 50	212€	1M	Brick red	0€
		10	Lacquered red	0€
		17	Matt orange	0€
		20	Spring green	0€
		40	Glossy white	0€
		42	Matt white	0€
		52	Matt black	0€
		64	Baby blue	0€
		70	chrome	20€
		92	Concrete grey	0€

Adjustable rod for wall			
Finish			
9S0 00 01	72	nickel	47€



Etched glass_
high efficiency COB LED source_

LED pendant with light source in 2700K, 3000K or 4000K in CRI95 or 3000K in CRI85 and nominal power consumption of 6W (870lm).

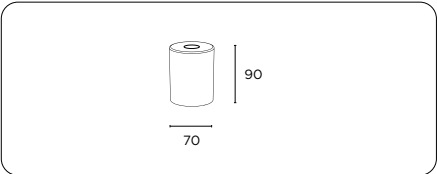
Lumen maintenance of 100,000 hrs at L80B10. Combined with Jam cylindrical element with omnidirectional light distribution, made from frosted glass. Ingress protection of IP40.

Class III luminaire with ON-OFF driver in canopy, or remote driver for the recessed canopy option. Remote drivers include ON-OFF, 1-10V, DALI, PUSH, CASAMBI and PHASE CUT. Canopies are available in six finish options including brick red, matt white, matt black, baby blue, concrete grey and corten effect and can be used to mount a single unit, three units or five units.

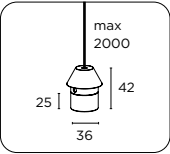
Accessories include a decorative cover available in brick red, matt white, matt black, baby blue, concrete grey and corten effect. The Jam glass element can be mounted in different positions within the decorative cover from completely recessed to completely exposed.

Jam	3000 K / Ra 95
Glaring	- -
UGR	25.3
Colour deviation	3 SDCM
Fixture power	6.8 W
Fixture flux	462.0 lm
Fixture efficacy	68 lm/W
LED values	6.1 W 720.0 lm

JAM
Pendant



9V003S	JAM	24€
+		
Versions		
376505442	Electrical part including cable L=2000 and LED source	74€
+		
CRI-CCT		
-	CRI85 3000K	0€
/9527	CRI95 2700K	0€
/9530	CRI95 3000K	0€
/9540	CRI95 4000K	0€
+		
Feeder		
3768047	Recessed base Parget white	33€
+		
9S0000172	Adjustable rod for wall mounting.	47€
+		
Mounting systems		
3769050	GIOTTO / JAM Single canopy with Driver	62€
3769350	GIOTTO / JAM Canopy per 3 sospens. con driver	188€
3769550	GIOTTO / JAM Canopy per 5 sospens. con driver	278€
+		



Electric part LED included
L=2000

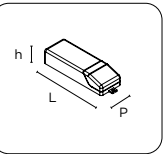


Decorative cover
not included

Finish Mounting systems		
1M	Brick red	0€
42	Matt white	0€
52	Matt black	0€
64	Baby blue	0€
86	Corten effect	0€
92	Concrete grey	0€
+		
Remote driver		
9D035010AL	ON/OFF 39x76x23	20€
9D035017DDTC	DALI 52x120x22	51€
9D035018DATC	1-10V 52x120x22	53€
9D035018DATC	PUSH 52x120x22	53€
9D035018CASTC	CASAMBI 44x147x30	124€
9D035018TFTC	PHASE CUT 46X166X34	64€
+		
Cover		
3769900	Cover decorativa	40€
+		
Finish cover		
1M	Brick red	0€
42	Matt white	0€
52	Matt black	0€
64	Baby blue	0€
86	Corten effect	0€
92	Concrete grey	0€

Electric part					
		Finish		CRI - CCT*	
376 50 54 42	6W	Matt white	-	85 - 3000K	74€
			/9527	95 - 2700K	
			/9530	95 - 3000K	
			/9540	95 - 4000K	

Cover				
		Finish		
376 99 00		1M	Brick red	40€
		42	Matt white	
		52	Matt black	
		64	Baby blue	
		86	Corten effect	
		92	Concrete grey	

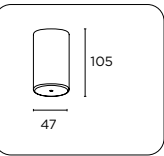


Driver LED

Driver (DC 350mA - Vf=17,5V)							
	Control	LxPxh	Power	Voltage	Frequency	Compositions	
9D035010AL	ON/OFF	39x76x23	10W	220/240V	50/60Hz	max 1pcs	20€
9D035020DDEL	DALI	52x120x22	17W	220/240V	50/60Hz	max 2pcs	51€
9D035018DATC	1-10V	52x120x22	18W	220/240V	50/60Hz	max 2pcs	53€
9D035018DATC	PUSH	52x120x22	18W	220/240V	50/60Hz	max 2pcs	53€
9D035018CASTC	CASAMBI	44x147x30	18W	220/240V	50/60Hz	max 2pcs	124€
9D035018TFTC	PHASE CUT	46x166x34	17W	220/240V	50/60Hz	max 2pcs	64€

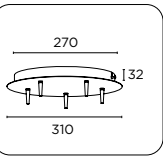
Connect in series

JAM mounting system



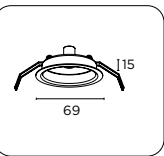
Single canopy.
Driver included.

Canopy			
		Finish	
376 90 50		1M	Brick red
		42	Matt white
		52	Matt black
		64	Baby blue
		86	Corten effect
		92	Concrete grey



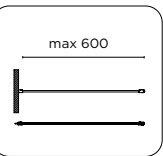
Multiple canopy for 5 pendants.
Driver included.

Multiple canopy for 5 pendants			
Versions		Finish	
376 95 50	for 5 pendants	1M	Brick red
		42	Matt white
		52	Matt black
		64	Baby blue
		86	Corten effect
		92	Concrete grey



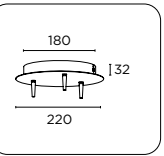
Recessed base.
Driver is not included.

Recessed base.			
		Finish	
376 80		47	Parget white



Adjustable rod for wall mounting.
Without canopy and driver.

Adjustable rod for wall			
		Finish	
950 00 01	72	nickel	47€



Multiple canopy for 3 pendants.
Driver included.

Multiple canopy for 3 pendants			
Versions		Finish	
376 93 50	for 3 pendants	1M	Brick red
		42	Matt white
		52	Matt black
		64	Baby blue
		86	Corten effect
		92	Concrete grey





Etched glass_
high efficiency COB LED source_

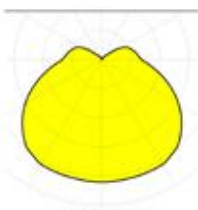
LED pendant with light source in 2700K, 3000K or 4000K in CRI95 or 3000K in CRI85 and nominal power consumption of 6W (870lm). Lumen maintenance of 100,000 hrs at L80B10.

Combined with GIOTTO sphere element with omni-directional light distribution, made from frosted glass and available with a diameter of 100mm or 150mm. Ingress protection of IP40.

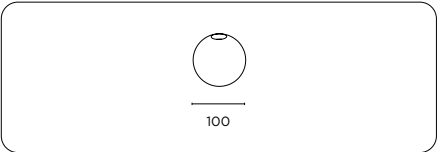
Class III luminaire with ON-OFF driver in canopy, or remote driver for the recessed canopy option.

Remote drivers include ON-OFF, 1-10V, DALI, PUSH, CASAMBI and PHASE CUT. Canopies are available in six finish options including brick red, matt white, matt black, baby blue, concrete grey and corten effect and can be used to mount a single unit, three units or five units.

Accessories include a decorative ring available in brick red, matt white, matt black, baby blue, concrete grey and corten effect.

Giotto		3000 K / Ra 95
	Glaring	- -
	UGR	23.7
	Colour deviation	3 SDCM
	Fixture power	6.8 W
	Fixture flux	462.0 lm
	Fixture efficacy	68 lm/W
	LED values	6.1 W 720.0 lm

GIOTTO
Small suspension



9V001S	GIOTTO Small	33€
--------	--------------	-----

Versions		
376505442	LED/Cable L=2000	74€

CRI-CCT		
-	CRI85 3000K	0€
/9527	CRI95 2700K	0€
/9530	CRI95 3000K	0€
/9540	CRI95 4000K	0€

Feeder		
3768047	Recessed base	33€
9S0000172	Adjustable rod for wall mounting	47€

3769050	Single canopy with drivers	62€
3769350	Canopy for 3 susp.	188€
3769550	Canopy for 5 susp.	278€

Finish Feeder		
1M	Brick red	0€
42	Matt white	0€
52	Matt black	0€
64	Baby blue	0€
86	Corten effect	0€
92	Concrete grey	0€

Remote driver		
9D035010AL	ON-OFF - 75x38x22-10W	20€
9D035017DDTC	DALI 52X120X22 17W DALI 52X120X22 18W	51€
9D035018DATC	PUSH/1-10V 52X120X22 18W	53€
9D035018CASTC	CASAMBI 44X147X30 18W	124€
9D035018TFTC	P. CUT 46X166X34 17W	64€

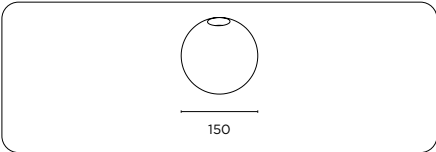
Decorative ring		
3769700	Decorative ring	40€

Finish Decorative ring		
1M	Brick red	0€
42	Matt white	0€
52	Matt black	0€
64	Baby blue	0€
86	Corten effect	0€
92	Concrete grey	0€



Double Decorative ring to be ordered separately.

GIOTTO
Medium suspension



9V002S	GIOTTO Medium	37€
--------	---------------	-----

Versions		
376505442	LED/Cable L=2000	74€

CRI-CCT		
-	CRI85 3000K	0€
/9527	CRI95 2700K	0€
/9530	CRI95 3000K	0€
/9540	CRI95 4000K	0€

Feeder		
3768047	Recessed base	33€
9S0000172	Adjustable rod for wall mounting	47€

3769050	Single canopy with drivers	62€
3769350	Canopy for 3 susp.	188€
3769550	Canopy for 5 susp.	278€

Finish Feeder		
1M	Brick red	0€
42	Matt white	0€
52	Matt black	0€
64	Baby blue	0€
86	Corten effect	0€
92	Concrete grey	0€

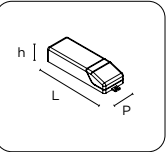
Remote driver		
9D035010AL	ON-OFF 75x38x22 - 10W	24€
9DM008DDTC	DALI 350mA 13W	57€
9DM036DATC	PUSH/1-10V 120x52x22	60€
9DM012TFTC	P. CUT 166x46x34	74€

Decorative ring		
3769800	Decorative ring	50€

Finish Decorative ring		
1M	Brick red	0€
42	Matt white	0€
52	Matt black	0€
64	Baby blue	0€
86	Corten effect	0€
92	Concrete grey	0€

Decorative ring

Versions				Finish	
376	9700	Ø 100 Small	40€	1M	Brick red
	9800	Ø 150 Medium	50€	42	Matt white
				52	Matt black
				64	Baby blue
				86	Corten effect
				92	Concrete grey

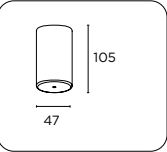


Driver LED

Driver (DC 350mA - Vf=17,5V)							
	Control	LxPxh	Power	Voltage	Frequency	Compositions	
9D035010AL	ON/OFF	39x76x23	10W	220/240V	50/60Hz	max 1pcs	20€
9D035020DDEL	DALI	52x120x22	17W	220/240V	50/60Hz	max 2pcs	51€
9D035018DATC	1-10V	52x120x22	18W	220/240V	50/60Hz	max 2pcs	53€
9D035018DATC	PUSH	52x120x22	18W	220/240V	50/60Hz	max 2pcs	53€
9D035018CASTC	CASAMBI	44x147x30	18W	220/240V	50/60Hz	max 2pcs	124€
9D035018TFTC	PHASE CUT	46x166x34	17W	220/240V	50/60Hz	max 2pcs	64€

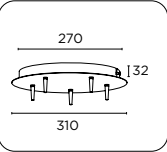
Connect in series

GIOTTO mounting system



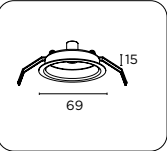
Single canopy.
Driver included.

Canopy			
	Finish		
376 90 50	1M	Brick red	62€
	42	Matt white	
	52	Matt black	
	64	Baby blue	
	86	Corten effect	
	92	Concrete grey	



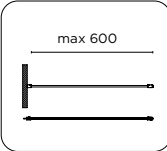
Multiple canopy for 5 pendants.
Driver included.

Multiple canopy for 5 pendants				
Versions		Finish		
376 95 50	for 5 pendants	1M	Brick red	278€
		42	Matt white	
		52	Matt black	
		64	Baby blue	
		86	Corten effect	
		92	Concrete grey	



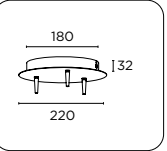
Recessed base.
Driver is not included.

Recessed base.			
	Finish		
376 80	47	Parget white	33€



Adjustable rod for wall mounting.
Without canopy and driver.


Adjustable rod for wall			
		Finish	
9S0 00 01	72	niche	47€



Multiple canopy for 3 pendants.
Driver included.

Multiple canopy for 3 pendants				
Versions		Finish		
376 93 50	for 3 pendants	1M	Brick red	188€
		42	Matt white	
		52	Matt black	
		64	Baby blue	
		86	Corten effect	
		92	Concrete grey	





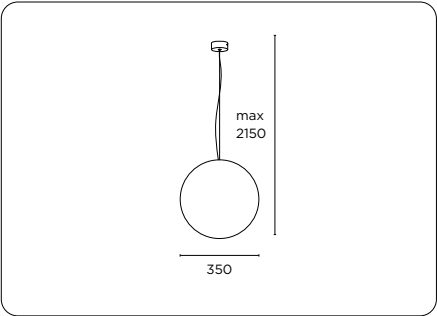
White opal acid glass_
high efficiency COB LED source_

White opal acid glass COB LED pendant with driver on board.

The lumen output of the luminaire in LED version is 3600lm at 32W. Diameter of 350mm or 420mm.

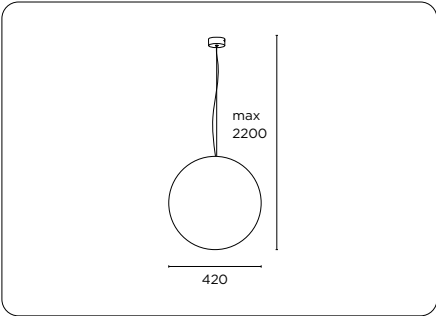
Fitted with a transparent cable for minimum visual impact. Ingress protection of IP40.

BOLA LED
Small Ø 350




31750	BOLA LED Small 32W	413€
+		
Control		
50	ON-OFF	0€
61	1..10V	50€
68	PUSH	50€
+		
Finish		
01	Opal	0€
+		
CRI-CCT		
-	CRI85 3000K	0€
/9527	CRI95 2700K	0€
/9530	CRI95 3000K	0€
/9540	CRI95 4000K	0€

BOLA LED
Medium Ø 420



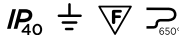
31751	BOLA LED Medium 32W	487€
+		
Control		
50	ON-OFF	0€
61	1..10V	50€
68	PUSH	50€
+		
Finish		
01	Opal	0€
+		
CRI-CCT		
-	CRI85 3000K	0€
/9527	CRI95 2700K	0€
/9530	CRI95 3000K	0€
/9540	CRI95 4000K	0€

	Bola	3000 K / Ra 95
	Glaring	- -
	UGR	21.4
	Colour deviation	3 SDCM
	Fixture power	36.8 W
	Fixture flux	2902.0 lm
	Fixture efficacy	79 lm/W
	LED values	32.9 W 3623.0 lm

LED RUNNER



LED RUNNER






Version monoemission or biemission_
high efficiency COB LED source_

Linear stand-alone direct pendant luminaire using SMD light source and a DC constant current power supply integral to the product. LED modules conveniently snap-in to a wiring plate mounted inside the body.

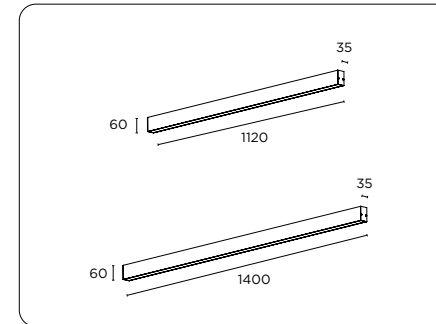
The luminaire is manufactured from extruded aluminium alloy 6060 and is fitted with a polycarbonate microprismatic diffuser.

Available in anodized grey aluminium, matt white or matt black varnish.
Ingress protection of IP40.

Led Runner / 1120 / Ceiling / Dir.			3000 K / Ra 85		
m	Ø	Lux	94°		
1	1.99	1023		Glaring	-
2	3.99	256		UGR	21.0
3	5.98	114		Colour deviation	3 SDCM
4	7.98	64		Fixture power	27.3 W
5	9.97	41		Fixture flux	2200.0 lm
				Fixture efficacy	81 lm/W
				LED values	24.4 W 3080.0 lm

Led Runner / 1400 / Ceiling / Dir.			3000 K / Ra 85		
m	Ø	Lux	94°		
1	1.99	1277		Glaring	-
2	3.99	319		UGR	21.0
3	5.98	142		Colour deviation	3 SDCM
4	7.98	80		Fixture power	34.2 W
5	9.97	51		Fixture flux	2745.0 lm
				Fixture efficacy	80 lm/W
				LED values	30.5 W 3850.0 lm

LED RUNNER Ceiling 1120/1410



70840	LED RUNNER Pendant 1125mm - 25W	450€
--------------	------------------------------------	-------------

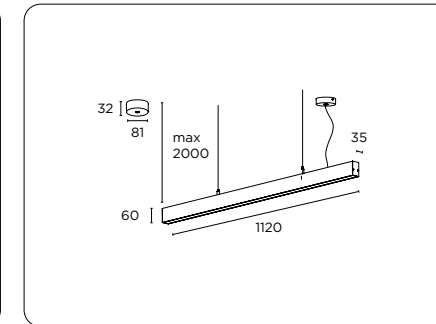
70842	LED RUNNER Pendant 1410mm - 31W	509€
--------------	------------------------------------	-------------

Control		
50	ON-OFF	0€
61	1..10V	50€
65	DALI	50€
69	PUSH	50€

Finish		
42	Matt white	0€
52	Matt black	0€
80	Anodized grey	0€

CRI-CCT		
/8527	CRI85 2700K	0€
-	CRI85 3000K	0€
/8540	CRI85 4000K	0€

LED RUNNER
Pendant Direct / Dir/Ind 1120



70850	LED RUNNER Pendant Direct 1125mm - 25W	557€
--------------	---	-------------

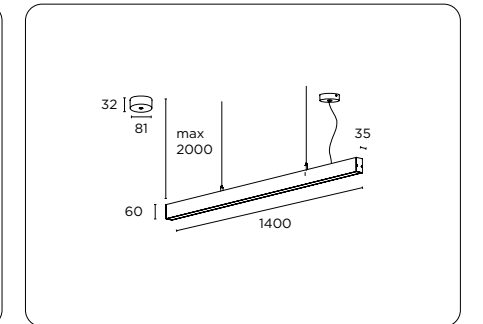
70851	LED RUNNER Pendant Dir/Ind 1125mm - 25+6W	605€
--------------	--	-------------

Control		
50	ON-OFF	0€
61	1..10V	50€
65	DALI	50€
69	PUSH	50€

Finish		
42	Matt white	0€
52	Matt black	0€
80	Anodized grey	0€

CRI-CCT		
/8527	CRI85 2700K	0€
-	CRI85 3000K	0€
/8540	CRI85 4000K	0€

LED RUNNER
Pendant Direct / Dir/Ind 1400




70852	LED RUNNER Pendant Direct 1410mm - 31W	617€
--------------	---	-------------


70853	LED RUNNER Pendant Dir/Ind 1410mm - 31+6W	665€
--------------	--	-------------


Control		
50	ON-OFF	0€
61	1.10V	50€
65	DALI	50€
69	PUSH	50€


Finish		
42	Matt white	0€
52	Matt black	0€
80	Anodized grey	0€

CRI-CCT		
/8527	CRI85 2700K	0€
-	CRI85 3000K	0€
/8540	CRI85 4000K	0€


Led Runner / 1120 / Suspension / Dir.				3000 K / Ra 85	
m	Ø	Lux	94°		
1	1.99	904		Glaring	-
2	3.99	226		UGR	20.6
3	5.98	100		Colour deviation	3 SDCM
4	7.98	56		Fixture power	27.3 W
5	9.97	36		Fixture flux	1943.0 lm
			IMax 905 cd	Fixture efficacy	71 lm/W
				LED values	24.4 W 3080.0 lm

Led Runner / 1120 / Suspension / Dir. - Ind.				3000 K / Ra 85	
m	Ø	Lux	94°		
1	1.99	1026		Glaring	-
2	3.98	256		UGR	19.7
3	5.97	114		Colour deviation	3 SDCM
4	7.96	64		Fixture power	34.2 W
5	9.96	41		Fixture flux	2637.0 lm
				Fixture efficacy	77 lm/W
			IMax 1027 cd	LED values	30.5 W 3850.0 lm

Led Runner / 1400 / Suspension / Dir.			3000 K / Ra 85	
m	Ø	Lux	94°	Glaring
1	1.99	1130		UGR
2	3.99	282		Colour deviation
3	5.98	126		Fixture power
4	7.98	71		Fixture flux
5	9.97	45		Fixture efficacy
			IMax 1131 cd	LED values
				30.5 W
				3850.0 lm

Led Runner / 1400 / Suspension / Dir. - Ind.			3000 K / Ra 85	
m	Ø	Lux	94°	Glaring
1	2.00	1121		UGR
2	3.99	280		Colour deviation
3	5.99	125		Fixture power
4	7.99	70		Fixture flux
5	9.98	45		Fixture efficacy
			IMax 1122 cd	LED values
				36.6 W
				4620.0 lm





Version monoemission or biemission_
high efficiency COB LED source_

Linear stand-alone direct pendant luminaire using SMD light source and a DC constant current power supply integral to the product.

LED modules conveniently snap-in to a wiring plate mounted inside the body.

The luminaire is manufactured from extruded aluminium alloy 6060 and is fitted with a polycarbonate micropismatic diffuser.

Available in anodized grey aluminium, matt white or matt black varnish.
Ingress protection of IP40.

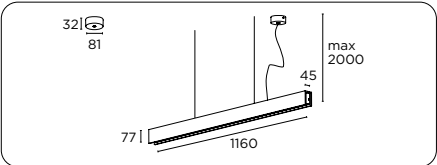
Linea / 1160 / Dir.			3000 K / Ra 95	
m	Ø	Lux	94°	Glaring -
1	1.99	904		UGR 19.7
2	3.99	226		Colour deviation 3 SDCM
3	5.98	100		Fixture power 27.3 W
4	7.98	56		Fixture flux 1943.0 lm
5	9.97	36		Fixture efficacy 71 lm/W
			IMax 905 cd	LED values 24.4 W 3080.0 lm

Linea / 1160 / Dir. - Ind.			3000 K / Ra 95	
m	Ø	Lux	94°	Glaring -
1	1.99	908		UGR 18.5
2	3.98	227		Colour deviation 3 SDCM
3	5.97	101		Fixture power 34.2 W
4	7.96	57		Fixture flux 2334.0 lm
5	9.96	36		Fixture efficacy 68 lm/W
			IMax 909 cd	LED values 30.5 W 3850.0 lm

Linea / 1440 / Dir.			3000 K / Ra 95	
m	Ø	Lux	94°	Glaring -
1	1.99	1130		UGR 19.7
2	3.99	282		Colour deviation 3 SDCM
3	5.98	126		Fixture power 34.2 W
4	7.98	71		Fixture flux 2429.0 lm
5	9.97	45		Fixture efficacy 71 lm/W
			IMax 1131 cd	LED values 30.5 W 3850.0 lm

Linea / 1440 / Dir. - Ind.			3000 K / Ra 95	
m	Ø	Lux	94°	Glaring -
1	2.00	1121		UGR 18.8
2	3.99	280		Colour deviation 3 SDCM
3	5.99	125		Fixture power 41.0 W
4	7.99	70		Fixture flux 2793.0 lm
5	9.98	45		Fixture efficacy 68 lm/W
			IMax 1122 cd	LED values 36.6 W 4620.0 lm

LINEA
Direct / Dir/Ind 1160



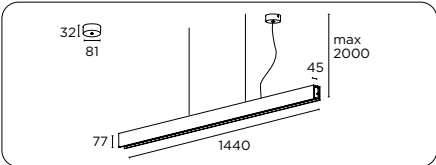
35450	LINEA Direct 1160mm - 25W	588€
35451	LINEA Dir/Ind 1160mm - 25+6W	635€

+		
Control		
50	ON-OFF	0€
61	1..10V	50€
65	DALI	50€
69	PUSH	50€

+		
Finish		
03	Legno chiaro	30€
20	Spring green	0€
33	Corn yellow	0€
42	Matt white	0€
52	Matt black	0€
85	Corten	30€
92	Concrete grey	0€

+		
CRI-CCT		
/8527	CRI85 2700K	0€
-	CRI85 3000K	0€
/8540	CRI85 4000K	0€

LINEA
Direct / Dir/Ind 1440



35452	LINEA Direct 1440mm - 31W	707€
35453	LINEA Dir/Ind 1440mm - 31+6W	755€


+		
Control		
50	ON-OFF	0€
61	1..10V	50€
65	DALI	50€
69	PUSH	50€

+		
Finish		
03	Legno chiaro	50€
20	Spring green	0€
33	Corn yellow	0€
42	Matt white	0€
52	Matt black	0€
85	Corten	50€
92	Concrete grey	0€

+		
CRI-CCT		
/8527	CRI85 2700K	0€
-	CRI85 3000K	0€
/8540	CRI85 4000K	0€

POWER TRACK

230V









LUMINAIRES FOR POWER TRACK

230V



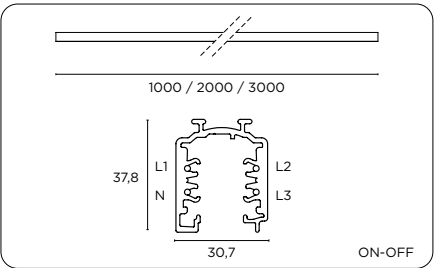
OVERVIEW

	M SERIES	SPOT REVO	SPOT 48 REVO	SPOT 48	R2	MUSEO RADIUS TRACK
						
Dimensions	M2 - Ø60mm / M3 - Ø82mm M4 - Ø105mm	Small - Ø45mm / Medium - Ø61mm Compact - Ø76mm / Max - Ø96mm	Mini - Ø33mm / Small - Ø45mm	Micro - Ø31mm / Spot - Ø40mm Plus - Ø55mm	R2 - Ø82mm	Nano - Ø57mm / Small - Ø118mm Medium - Ø144mm
Driver	on board	integrated in the adapter	integrated in the adapter	integrated in the adapter	integrated in the adapter	on board
CRI	85/95	92/98	95/97	85/95	85/95	80+/90+
Temperatures of white (K)	2700/3000/4000	2700/3000/3500/4000	2700/3000/4000	2700/3000/4000	2700/3000/4000	2000/2700/3000/3500/4000
ACCENT LIGHTING Revo Rotosymmetric		●	●			
GENERAL LIGHTING Horizontal Low Contrast	●			●	●	
WALL WASHERS Vertical Low Contrast		●			●	
ELLIPTICAL LIGHTING Ellipticals Low Contrast		●	●			●
Zoom	●				●	
Shaper	●	●				
Dynamic white / RGB color						●
Controls	PHASE DIM. / ON/OFF / 1-10 / DALI	ON/OFF / DALI / CASAMBI	ON/OFF / DALI / CASAMBI	ON/OFF / DALI	ON/OFF / DALI / DIMMER ON BOARD	ON/OFF / 1-10 / DALI / LUMENTALK / DMX
Finishes	3 standard colors and 9 on the rings + Customization	6 standard colors + Customization	6 standard colors + Customization	3 standard colors and 7 on the rings + Customization	3 standard colors and 4 on translucent rings + Customization	5 standard colors + Customization
Accessories	snoot / visor honeycomb satin screen / shaper	visor / snoot elliptical lens / honeycomb diffusing glass / protective glass	visor / snoot / elliptical lens honeycomb	visor / snoot / honeycomb / diffusing glass / narrow optic	honeycomb / satin diffuser bluetooth DALI antenna / zoom	snoot / visor / honeycomb satin diffuser / elliptical lens



Electrified track system for mains voltage installations, offered in two different variants in white, black and grey. The four-wire version for on/off setups is joined by the six-wire version, for dimmable installations. Compatible with the majority of track adapters, Unitrack is complete with joints, fixing systems and electrical connections.

UNITRACK

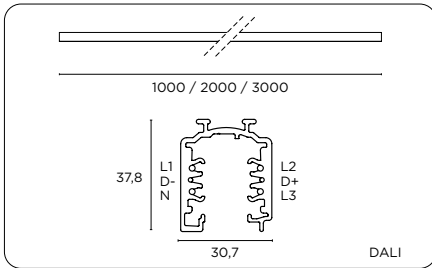


71390001	UNITRACK DALI 1000mm	36€
71390002	UNITRACK DALI 2000mm	69€
71390003	UNITRACK DALI 3000mm	102€
71790001	UNITRACK ON-OFF 1000mm	31€
71790002	UNITRACK ON-OFF 2000mm	60€
71790003	UNITRACK ON-OFF 3000mm	89€

Finish		
40	White	0€
50	Black	0€
90	Anodized grey*	0€

*only for UNITRACK DALI

Driver		
713900440	Drivers with power right white	16€
713900450	Drivers with power right black	16€
713900490	Drivers with power right Anodized grey	16€
713900540	Drivers with power left white	16€
713900550	Drivers with power left black	16€
713900590	Drivers with power left Anodized grey	16€
713901540	Straight joint with power supply white	33€
713901550	Straight joint with power supply black	33€
713901590	Straight joint with power supply Anodized grey	33€



Connectors		
713900840	Concealed joint without driver white	10€
713900850	Concealed joint without driver black	10€
713900890	Concealed joint without driver anodized grey	10€
713900940	"L" joint right side white	34€
713900950	"L" joint right side black	34€
713900990	"L" joint right side anodized grey	34€
713901040	"L" joint left side white	34€
713901050	"L" joint left side black	34€
713901090	"L" joint left side anodized grey	34€
713901140	"T" joint right side white	52€
713901150	"T" joint right side black	52€
713901190	"T" joint right side Anodized grey	52€
713901240	"T" joint left side white	52€
713901250	"T" joint left side black	52€
713901290	"T" joint left side Anodized grey	52€
713901340	Joint at "X" - white	70€
713901350	Joint at "X" - black	70€
713901390	Joint at "X" - Anodized grey	70€
713901440	Flexible connector - white	43€
713901450	Flexible connector - black	43€
713901490	Flexible connector Anodized grey	43€

Mounting systems		
713900740	Ceiling mounting bracket - white	5€
713900740	Ceiling mounting bracket - black	5€
713901640	Wire hook - white	8€
713901650	Wire hook - black	8€
713901690	Wire hook Anodized grey	8€
9R0000242	Ceiling canopy Matt white	21€
9R0000252	Ceiling canopy Matt black	21€
9R0000291	Ceiling canopy Anodized grey	21€

Independent accessories		
713900640	End cap side - white	2€
713900650	End cap side - black	2€
713900690	End cap side - Grey	2€
713902440	Adapter bluetooth. White	939€
713902450	Adapter bluetooth. Black	939€
713901740	Mechanical joint - white	12€
713901750	Mechanical joint - black	12€

UNITRACK power accessories

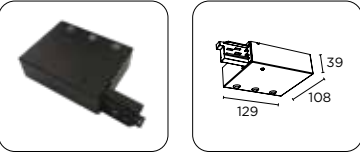
Track 230v overhead power supply module with integrated SPD protections, with three independent lines. Strongly recommended in large installations where the presence of surges or system instability is considered possible. A single module covers a power load of 3 x 800W, it is equipped with independent lights for notification of correct system operation. Available in white, black, grey.

Degree of protection: IP20

DEKRA approval acc. to EN 61643-11 Ref. no.: 142721

Suitable for luminaires with protection class II

AC system: TT-TN-IT Temporary overvoltage (TOV)-BT: 403 V AC (5 sec.) / 528 V (120 min.) (TOV)-MV/HV: 1200 V AC (200 msec.) Isccr: 300 A With integrated thermal fuse.



Voltage 50/60 Hz	Max. Load	Protection level Ce		Ipe	Max. impulse Voltage	Discharge current* (8/20 µs)		Safety	Max. permitted casing temp.
V ±10 %	current (A)	L-N (V)	L-PE (V)	µA	UOC (V)	IN (A)	Imax. (A)	max. A	°C
100-277	3.5	< 1500	< 1800	1	< 10000	5000	10000	16	-35 to 80

SPD Protector				
		Versions	Finish	
713 90	31	sx	40 white	180€
	32	dx	50 black	
			90 Grey	

RIGHT feeder.
External polarity.

0,09

Right feeder				
		Finish		
713 90 04	40	white	16€	
	50	black		
	90	Grey		

LEFT feeder.
Internal polarity.

0,09

Left feeder				
		Finish		
713 90 05	40	white	16€	
	50	black		
	90	Grey		

Straight connector
with feeder.
(Connection also accessible
from the rear)

0,09

Linear feder				
		Finish		
713 90 15	40	white	33€	
	50	black		
	90	Grey		

UNITRACK connectors

Concealed connector without
feeder.

0,05

Connector				
		Finish		
713 90 08	40	white	10€	
	50	black		
	90	Grey		

LEFT "L" connector.
Internal polarity.
(Connection also accessible from
the rear)

0,17

Connector "L" dx				
		Finish		
713 90 09	40	white	34€	
	50	black		
	90	Grey		

UNITRACK connectors

RIGHT "L" connector.
External polarity.
(Connection also accessible from
the rear)

0,17

Connector "L" sx				
		Finish		
713 90 10	40	white	34€	
	50	black		
	90	Grey		

RIGHT "T" connector.
(Connection also accessible from
the rear)

0,25

Connector "T" dx				
		Finish		
713 90 11	40	white	52€	
	50	black		
	90	Grey		

LEFT "T" connector.
(Connection also accessible from
the rear)

0,25

Connector "T" sx				
		Finish		
713 90 12	40	white	52€	
	50	black		
	90	Grey		

"X" connector.
(Connection also accessible from
the rear)

0,35

Connector "X"				
		Finish		
713 90 13	40	white	70€	
	50	black		
	90	Grey		

Flexible connector.

0,26

Flexible connector				
		Finish		
713 90 14	40	white	43€	
	50	black		
	90	Grey		

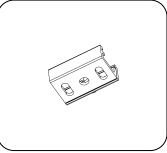
UNITRACK control

Programming accessory
and DALI signal remote control.
The applications are free
and compatible with IOS systems
and android.


0,05

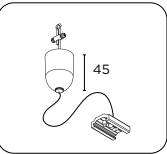
Adapter bluetooth				
		Finish		
713 90 24	40	white	939€	
	50	black		

UNITRACK mounting systems




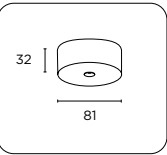
Ceiling bracket.






Wire hanger.





Ceiling canopy.

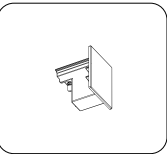


Bracket			
Finish			
713 90 07	40	white	5€
	50	black	


Wire			
Lenght			
Finish			
713 90 16	max 1500	40	white
		50	black
		90	Grey

Canopy			
Finish			
9R0 00 02	42	white	21€
	52	black	
	91	Grey	

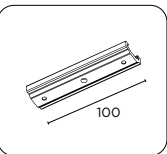
UNITRACK accessories




End cap side.



End cap side			
Finish			
713 90 06	40	white	2€
	50	black	
	90	Grey	



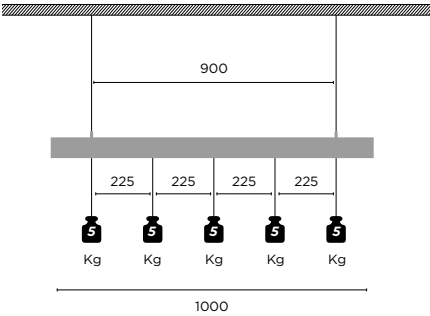
Mechanical coupler.



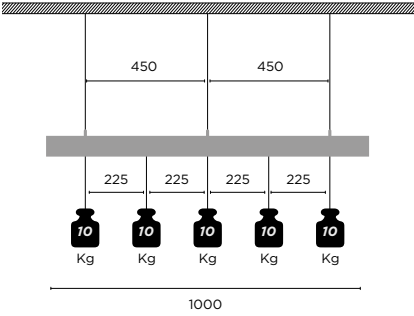
Coupler			
Finish			
713 90 17	40	white	12€
	50	black	

UNITRACK weight capacity

The rails can support a load of 5Kg every 225mm with a maximum distance between the fixing points of 900mm.

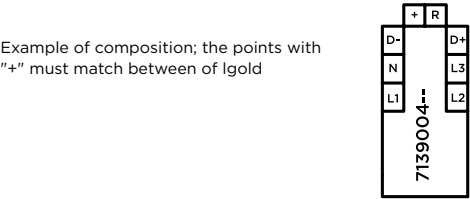
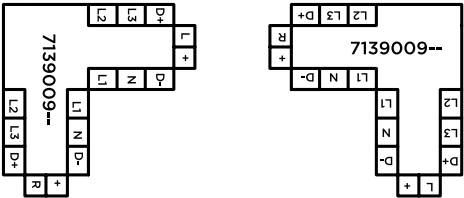
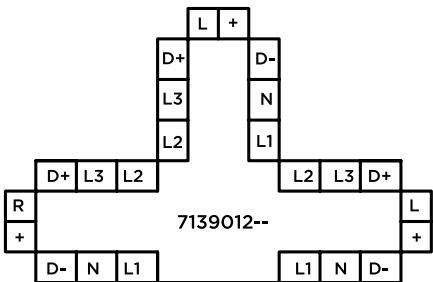
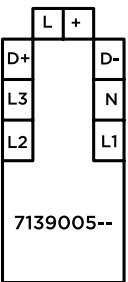
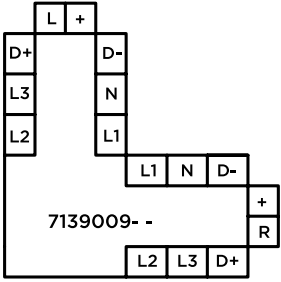
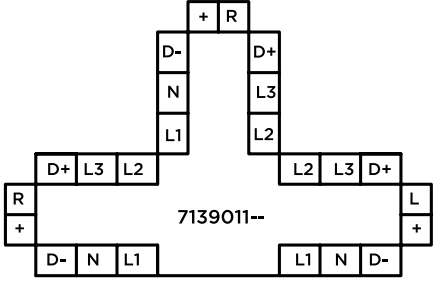
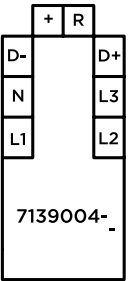
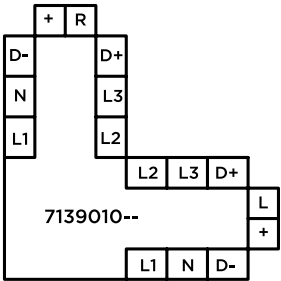


In the case of a load of 10Kg every 225 mm, the fixing distance must be 450 mm.



In-depth studies and technical sheets
exenia.eu/products

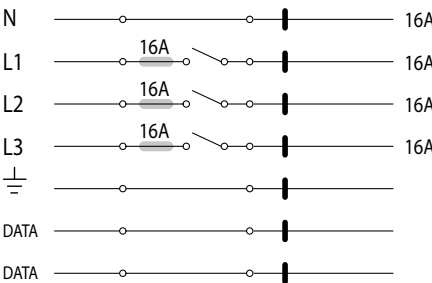
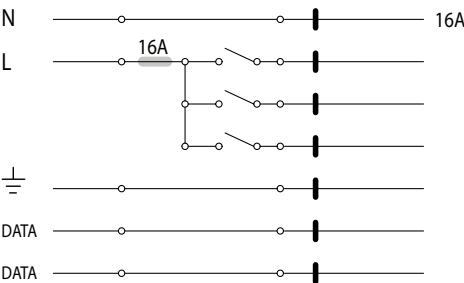
UNITRACK example of composition



Example of composition; the points with "+" must match between of lgold

UNITRACK network connections

Connection to an AC 230V-50Hz mains allows for a total load of 16A, which corresponds to approximately 3600W which can be divided over three phases.





SPOT REVO SMALL 230V

IP₂₀ □ F 650°



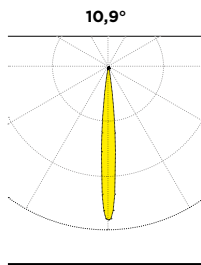
The Small version offers five symmetrical beam options from 11° to 47°, two elliptical versions EN and EW and numerous accessories within the range.

High color rendering, medium UGR coefficient <10 and compliance with the DARK lighting parameters, are completed by the quality of the 2 SDCM light source and by the particular cleanliness of the beam projection.

The full compatibility with the most common control systems make Spot Revo Small the perfect tool in contexts where the value of the source is determined by a very high performance quality and by the minimum physical and visual intrusiveness.

Narrow Spot

H(m)	Ø(m)	E _{max} (lx)
1	0,19	9539
2	0,38	2385
3	0,57	1060
4	0,76	596
5	0,96	382

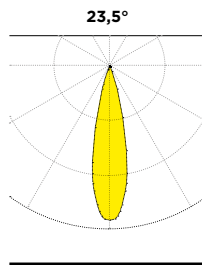


IMax 9538cd

3000K / Ra 92	
Glaring	Darklight
UGR	<7
Colour deviation	2 SDCM
Fixture power	9,3W
Fixture flux	492lm
Fixture efficacy	53lm/W
LED values	8,2W 632lm

Narrow Flood

H(m)	Ø(m)	E _{max} (lx)
1	0,42	4487
2	0,83	1122
3	1,25	499
4	1,67	280
5	2,08	179

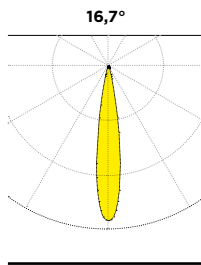


IMax 4486cd

3000K / Ra 92	
Glaring	Darklight
UGR	<4
Colour deviation	2 SDCM
Fixture power	10,5W
Fixture flux	787lm
Fixture efficacy	75lm/W
LED values	9,2W 950lm

Spot

H(m)	Ø(m)	E _{max} (lx)
1	0,29	6863
2	0,59	1716
3	0,88	763
4	1,18	429
5	1,47	275

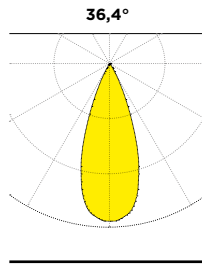


IMax 6863cd

3000K / Ra 92	
Glaring	Darklight
UGR	<7
Colour deviation	2 SDCM
Fixture power	10,5W
Fixture flux	708lm
Fixture efficacy	68lm/W
LED values	9,2W 950lm

Flood

H(m)	Ø(m)	E _{max} (lx)
1	0,66	2132
2	1,32	533
3	1,97	237
4	2,63	133
5	3,29	85

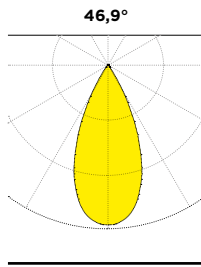


IMax 2131cd

3000K / Ra 92	
Glaring	Darklight
UGR	<10
Colour deviation	2 SDCM
Fixture power	10,5W
Fixture flux	797lm
Fixture efficacy	76lm/W
LED values	9,2W 950lm

Wide Flood

H(m)	Ø(m)	E _{max} (lx)
1	0,87	1262
2	1,74	315
3	2,60	140
4	3,47	79
5	4,34	50

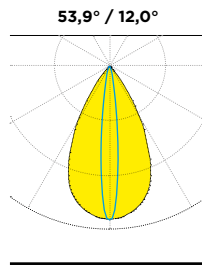


IMax 1262cd

3000K / Ra 92	
Glaring	Darklight
UGR	<19
Colour deviation	2 SDCM
Fixture power	10,5W
Fixture flux	729m
Fixture efficacy	70lm/W
LED values	9,2W 950lm

Elliptical Narrow Spot

H(m)	Ø(m)	E _{max} (lx)
1	1,02x0,21	1625
2	2,03x0,42	406
3	3,05x0,63	181
4	4,07x0,84	102
5	5,08x1,05	65

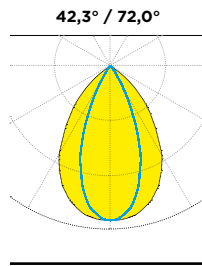


IMax 1624cd

3000K / Ra 92	
Glaring	-
UGR	-
Colour deviation	2 SDCM
Fixture power	9,3W
Fixture flux	417lm
Fixture efficacy	45lm/W
LED values	8,2W 632lm

Elliptical Wide Flood

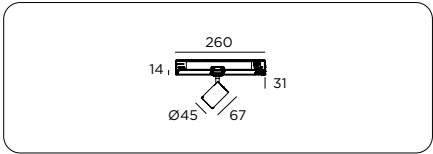
H(m)	Ø(m)	E _{max} (lx)
1	0,77x1,45	687
2	1,55x2,91	172
3	2,32x4,36	76
4	3,09x5,81	43
5	3,86x7,27	27



IMax 686cd

3000K / Ra 92	
Glaring	-
UGR	-
Colour deviation	2 SDCM
Fixture power	10,5W
Fixture flux	616lm
Fixture efficacy	59lm/W
LED values	9,2W 950lm

SPOT REVO Small 230V

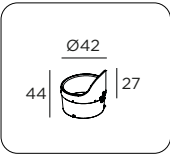


385	SPOT REVO Small	144€
+		
Versions		
EO	Projector eurostandard	0€
+		
Control		
O	ON-OFF	0€
D	DALI	50€
C	CASAMBI	150€
+		
Finish		
W	Matt white txt	0€
B	Matt black txt	0€
9	Concrete grey	0€
C	Copper txt	0€
M	Mud brown	0€
G	Gold txt	0€
+		
Finish adp		
4	Matt white	0€
5	Matt black	0€
+		
CRI-CCT		
22	CRI92 2700K	0€
23	CRI92 3000K	0€
27	CRI92 3500K	0€
24	CRI92 4000K	0€
82	CRI98 2700K	0€
83	CRI98 3000K	0€
87	CRI98 3500K	0€
84	CRI98 4000K	0€

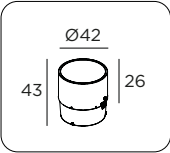
Optic		
N	Narrow spot 8,2W	0€
2	Elliptical narrow spot 8,2W	0€
S	Spot 9,2W	0€
M	Narrow flood 9,2W	0€
F	Flood 9,2W	0€
W	Wide flood 9,2W	0€
6	Elliptical wide flood 9,2W	0€
+		
Accessories Optic		
N	No Accessorieses	0€
H	Honeycomb louvre	8€
S	Snoot	15€
V	Visor	10€
E	Elliptical lens	15€

Independent accessories		
9G073	Visor	25€
9G074	Snoot	35€
9G075	Elliptical lens	25€
9G076	Honeycomb grid	12€

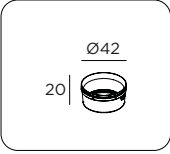
SPOT REVO SMALL 230V accessories



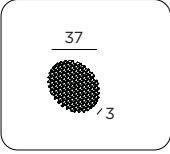
Snap-on accessory for the partial and directional reduction of the eventual glare. Can rotate of 360°. Replaces the ring supplied as standard.



Cylindrical accessory for the omnidirectional reduction of the eventual glare. Snap-on mounting. Replaces the ring supplied as standard.



Elliptical secondary lens. This holographic film must be put onto the primary optic to transform the beam in a elliptical beam. Various ellipses can be obtained depending on the chosen combinations. The lens can be rotated. Replaces the ring supplied as standard.



Antiglare honeycomb element. It can be snapped on the rear side of the projector standard ring.

Visor		
9G 073		25€
Snoot		
9G 074		35€
Elliptical lens		
9G 075		25€
Honeycomb		
9G 076		12€

SPOT REVO MEDIUM 230V

IP₄₀   



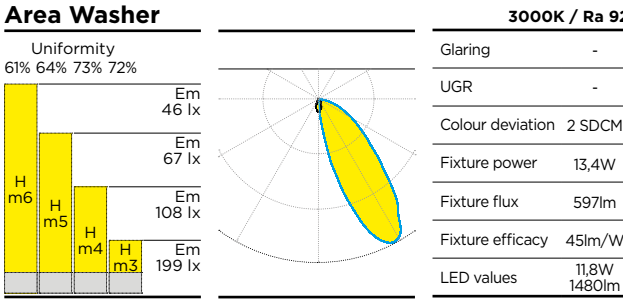
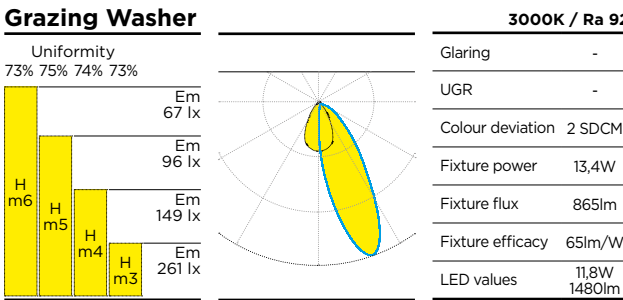
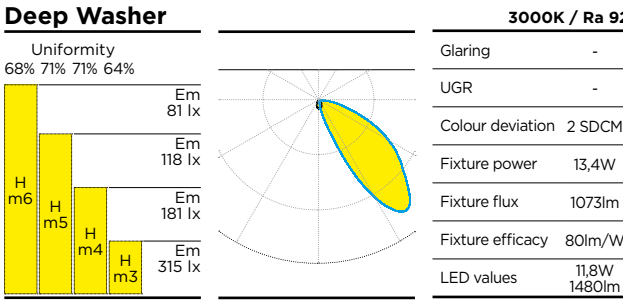
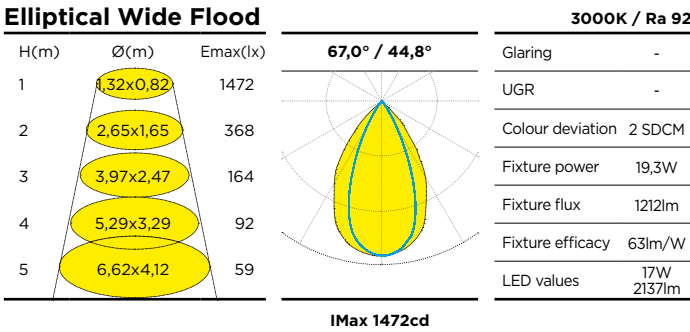
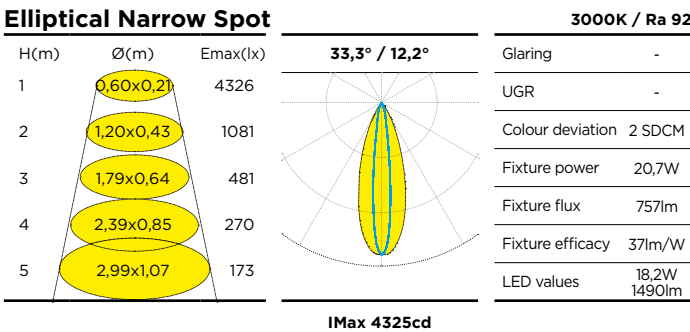
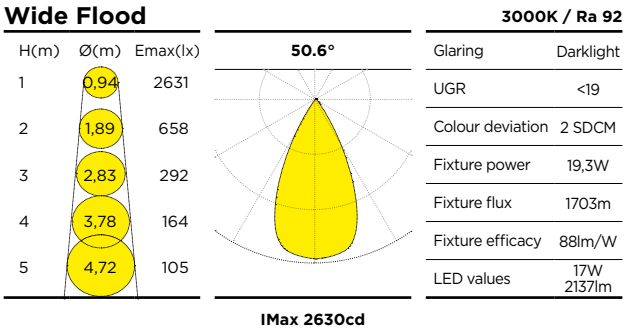
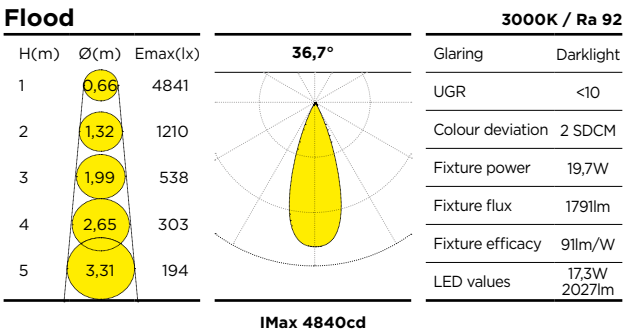
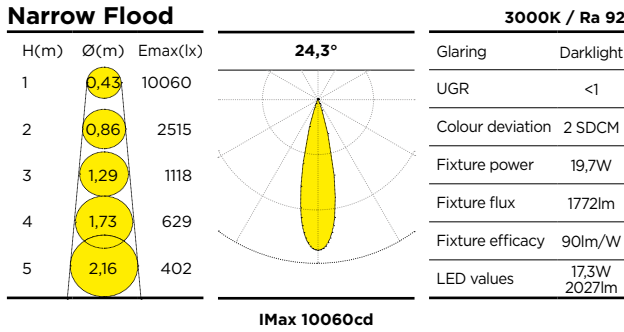
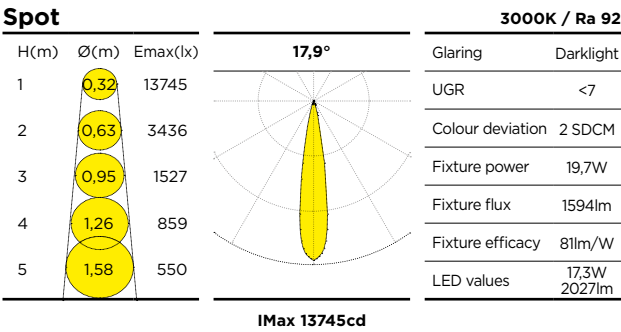
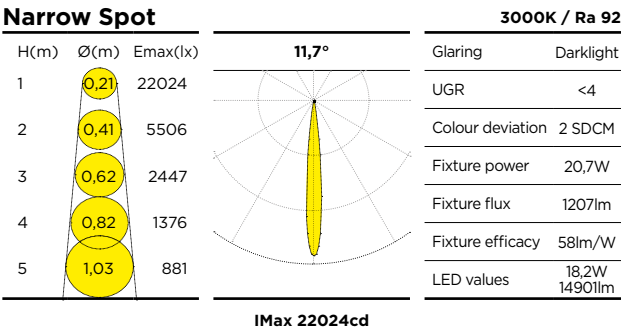
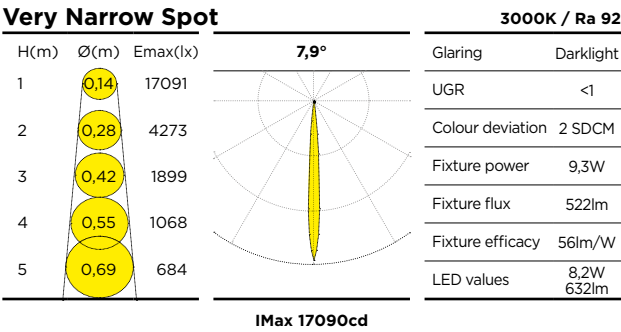
The Medium version offers 6 symmetrical beam options from 8° to 51°, three asymmetrical wall-washer: Grazing, Area, Deep, two elliptical versions EN and EW and a shaper.

The numerous accessories in the range are designed with a fastening system with overlapping elements allowing a differentiated and specific optical configuration.

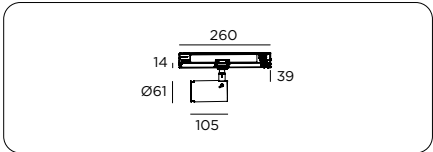
High color rendering, medium UGR coefficient <10 and compliance with the DARK lighting parameters, are completed by the quality of the 2 SDCM light source and by the particular cleanliness of the beam projection.

Full compatibility with the most common control systems make Spot Revo Medium the perfect tool in contexts where the value of the source is determined by a very high performance quality and by minimal physical and visual intrusiveness.

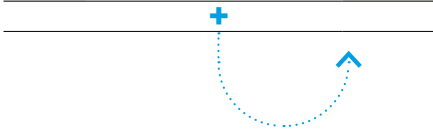
This model is also configurable in the shaper version with movable lenses, to obtain focused quadrangular projections with a light and small-sized instrument.



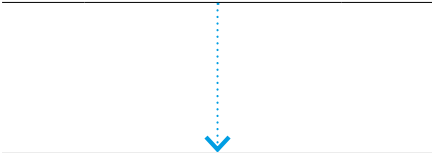
SPOT REVO Medium 230V



386	SPOT REVO Medium	161€
+		
Versions		
EO	Projector eurostandard	0€
+		
Control		
O	ON-OFF	0€
D	DALI	50€
C	Casambi	150€
+		
Finish		
W	Matt white txt	0€
B	Matt black txt	0€
9	Concrete grey	0€
C	Copper txt	0€
M	Mud brown	0€
G	Gold txt	0€
+		
Finish adp		
4	Matt white	0€
5	Matt black	0€
+		
CRI-CCT		
22	CRI92 2700K	0€
23	CRI92 3000K	0€
27	CRI92 3500K	0€
24	CRI92 4000K	0€
82	CRI98 2700K	0€
83	CRI98 3000K	0€
87	CRI98 3500K	0€
84	CRI98 4000K	0€
+		
Optic		
V	Very narrow spot 8,2W	0€
N	Narrow spot 18,2W	0€
2	Elliptical narrow spot 18,2W	0€
S	Spot 17,3W	0€
M	Narrow Flood 17,3W	0€
F	Flood 17,3W	0€
W	Wide flood 17W	0€
6	Elliptical wide flood 17W	0€
G	Grazing Washer 11,8W	65€
A	Area Washer 11,8W	65€
D	Deep Washer 11,8W	65€
Z	Shaper 17,9W	230€



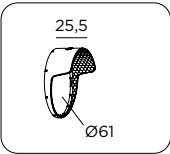
Accessories		
N	No Accessorieses	0€
H	Honeycomb louvre	40€
P	Protective glass	40€
D	Protective glass and diffusion	40€
E	Elliptical lens	40€
S	Snoot	40€
V	Visor	40€
Accessories 2x		
HP	Honeycomb louvre + Protective glass	55€
HD	Honeycomb louvre + Protective glass and diffusion	55€
HE	Honeycomb louvre + Elliptical lens	55€
HS	Honeycomb louvre + Snoot	55€
HV	Honeycomb louvre + Visor	55€
PS	Protective glass + Snoot	55€
PV	Protective glass + Visor	55€
DS	Protective glass and diffusion + Snoot	55€
DV	Protective glass and diffusion + Visor	55€
ES	Elliptical lens + Snoot	55€
EV	Elliptical lens + Visor	55€
Accessories 3x		
HPS	Honeycomb louvre + Protective glass + Snoot	70€
HPV	Honeycomb louvre + Protective glass + Visor	70€
HDS	Honeycomb louvre + Protective glass and diffusion+ Snoot	70€
HDV	Honeycomb louvre + Protective glass and diffusion+ Visor	70€
HES	Honeycomb louvre + Elliptical lens + Snoot	70€
HEV	Honeycomb louvre + Elliptical lens + Visor	70€



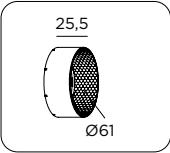
Independent accessories		
9G085	Primary ring	22€
+		
9G079	Visor	20€
9G080	Snoot	23€
9G081	Protective Glass	23€
9G082	Elliptical lens	28€
9G083	Protective glass and diffusion	23€
9G084	Honeycomb louvre	23€

Each accessory or accessory group requires only one primary ferrule for installation on the optical compartment. Always necessary for mounting one or more accessories on top of each othe.

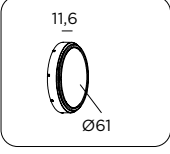
SPOT REVO MEDIUM 230V accessories



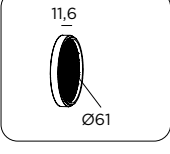
Partial rotatable glare control, necessary to shield any directional glare. Each accessory or group of accessories requires only one primary ring nut for installation on the optical compartment.



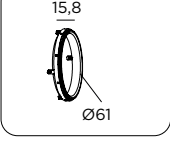
Omnidirectional glare reducer, to assist in shielding any radial glare disturbances. Each accessory or group of accessories requires only one primary ring nut for installation on the optical compartment.



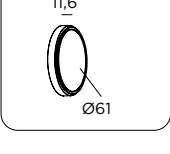
Rotatable lens to obtain the elliptical deformation of the beam, amplitude and variable characteristics depending on the chosen optical combination.Each accessory or group of accessories requires only one primary ring nut for installation on the optical compartment.



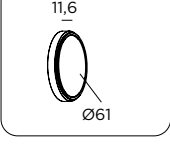
Honeycomb glare lens gives further protection from radial glare disturbances. Each accessory or group of accessories requires only one primary ring nut for installation on the optical compartment.



Primary ring that allows the housing of any accessory, to be fixed on the front of the standard ring. A primary ring is always necessary for fixing one or more overlapping accessories.



Specific lens to obtain a more diffused projection. Each accessory or group of accessories requires only one primary ring nut for installation on the optical compartment.



Additional shielding useful to prevent the accumulation of dust and residues in the optical compartment when the luminaire is used for indirect applications.

Visor	
9G079	20€
Snoot	
9G080	23€
Elliptical lens	
9G082	28€
Honeycomb	
9G084	23€
Primary ring	
9G085	22€
Diffuser lens	
9G083	23€
Protective Glass	
9G081	23€

SPOT REVO COMPACT 230V

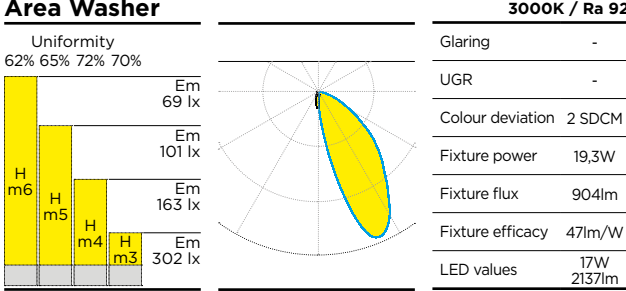
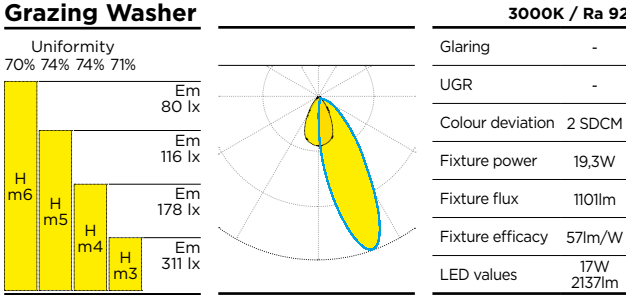
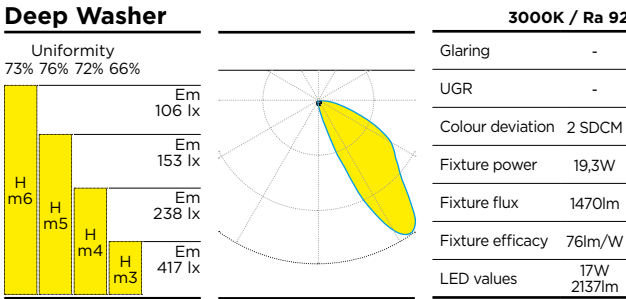
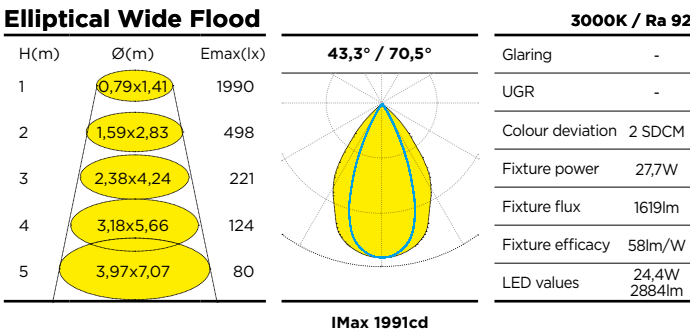
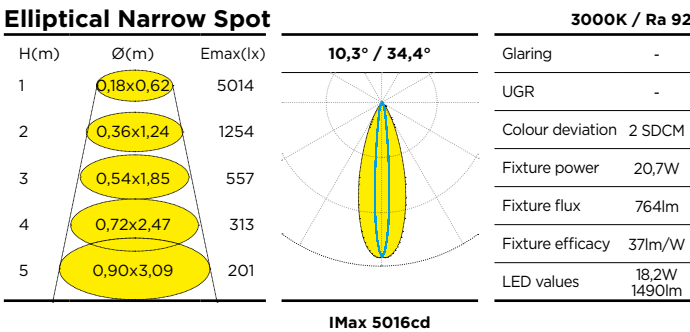
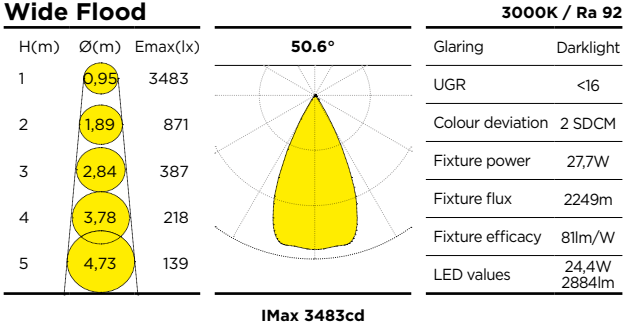
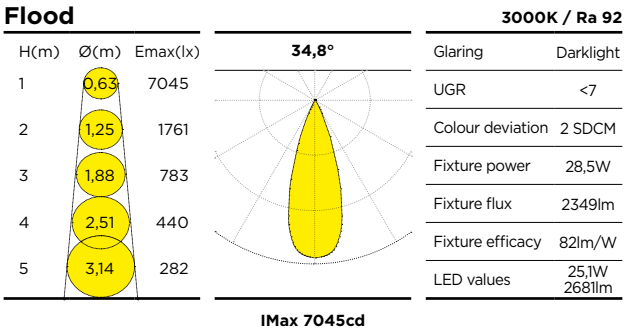
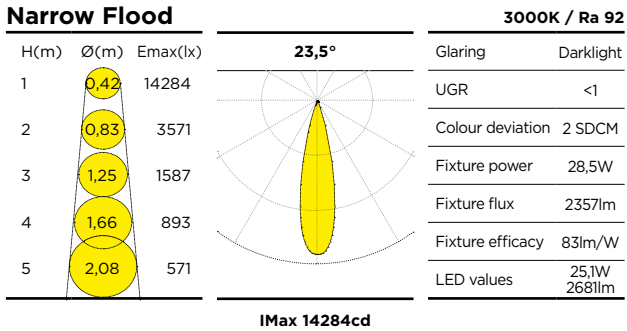
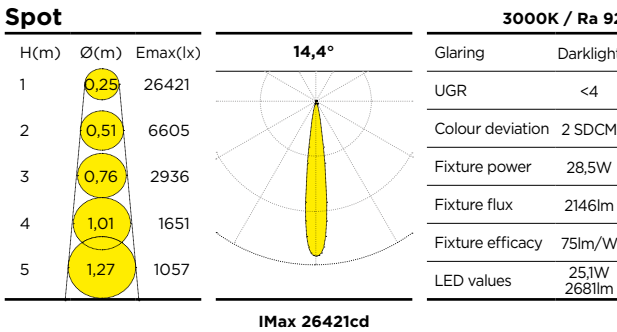
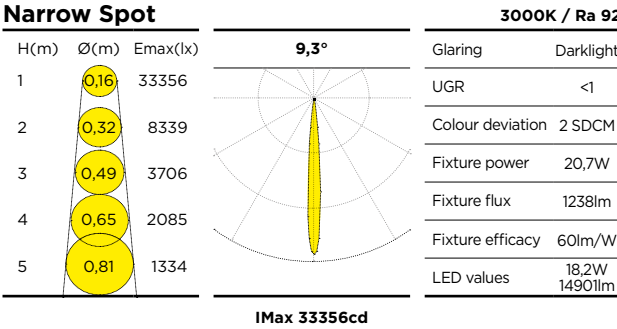
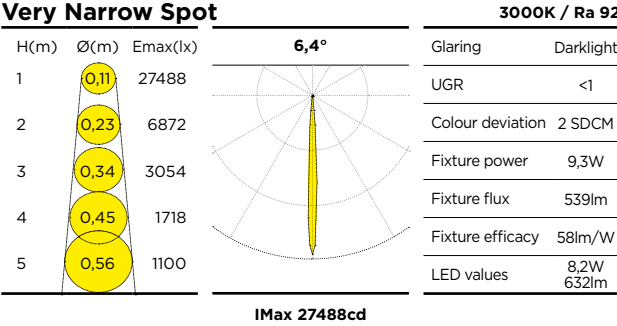
IP₄₀ □ F 50°



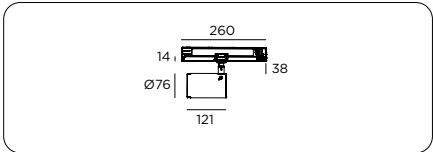
The Compact version offers six beam option from 6° to 50°, three asymmetrical wall-washer: Grazing, Area, Deep and two elliptical versions EN and EW.

The numerous accessories in the range are designed with a fastening system with overlapping elements allowing a differentiated and specific optical configuration. High colour rendering, medium UGR coefficient <10 and compliance with the DARK lighting parameters, are completed by the quality of the 2 SDCM light source and by the particular cleanliness of the beam projection.

The full compatibility with the most common control systems make Spot Revo Compact the perfect tool in contexts where the value of the source is determined by a very high performance quality and by the minimum physical and visual intrusiveness.



SPOT REVO Compact 230V



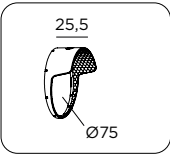
387	SPOT REVO Compact	177€
+		
Versions		
EO	Projector eurostandard	0€
+		
Control		
O	ON-OFF	0€
D	DALI	50€
C	Casambi	150€
+		
Finish		
W	Matt white txt	0€
B	Matt black txt	0€
9	Concrete grey	0€
C	Copper txt	0€
M	Mud brown	0€
G	Gold txt	0€
+		
Finish adp		
4	Matt white	0€
5	Matt black	0€
+		
CRI-CCT		
22	CRI92 2700K	0€
23	CRI92 3000K	0€
27	CRI92 3500K	0€
24	CRI92 4000K	0€
82	CRI98 2700K	0€
83	CRI98 3000K	0€
87	CRI98 3500K	0€
84	CRI98 4000K	0€
+		
Optic		
V	Very narrow spot 8,2W	0€
N	Narrow spot 18,2W	0€
2	Elliptical narrow spot 18,2W	0€
S	Spot 25,1W	0€
M	Narrow Flood 25,1W	0€
F	Flood 25,1W	0€
W	Wide Flood 24,4W	0€
6	Elliptical wide flood 24,4W	0€
G	Grazing Washer 17W	65€
A	Area Washer 17W	65€
D	Deep Washer 17W	65€
+		

Accessories		
N	No Accessorieses	0€
H	Honeycomb louvre	45€
P	Protective glass	45€
D	Protective glass and diffusion	45€
E	Elliptical lens	45€
S	Snoot	45€
V	Visor	45€
Accessories 2x		
HP	Honeycomb louvre + Protective glass	65€
HD	Honeycomb louvre + Protective glass and diffusion	65€
HE	Honeycomb louvre + Elliptical lens	65€
HS	Honeycomb louvre + Snoot	65€
HV	Honeycomb louvre + Visor	65€
PS	Protective glass + Snoot	65€
PV	Protective glass + Visor	65€
DS	Protective glass and diffusion + Snoot	65€
DV	Protective glass and diffusion + Visor	65€
ES	Elliptical lens + Snoot	65€
EV	Elliptical lens + Visor	65€
Accessories 3x		
HPS	Honeycomb louvre + Protective glass + Snoot	85€
HPV	Honeycomb louvre + Protective glass + Visor	85€
HDS	Honeycomb louvre + Protective glass and diffusion+ Snoot	85€
HDV	Honeycomb louvre + Protective glass and diffusion+ Visor	85€
HES	Honeycomb louvre + Elliptical lens + Snoot	85€
HEV	Honeycomb louvre + Elliptical lens + Visor	85€

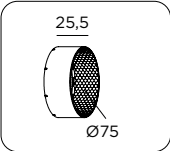
Independent accessories		
9G092	Primary ring	25€
+		
9G086	Visor	23€
9G087	Snoot	28€
9G088	Protective glass	28€
9G089	Elliptical lens	35€
9G090	Protective glass and diffusion	30€
9G091	Honeycomb louvre	28€

Each accessory or accessory group requires only one primary ferrule for installation on the optical compartment. Always necessary for mounting one or more accessories on top of each othe.

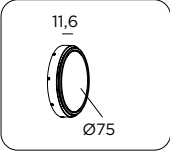
SPOT REVO COMPACT 230V accessories



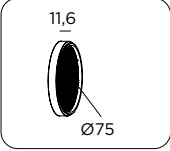
Partial rotatable glare control, necessary to shield any directional glare. Each accessory or group of accessories requires only one primary ring nut for installation on the optical compartment.



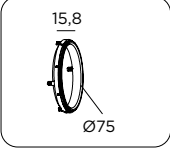
Omnidirectional glare reducer, to assist in shielding any radial glare disturbances. Each accessory or group of accessories requires only one primary ring nut for installation on the optical compartment.



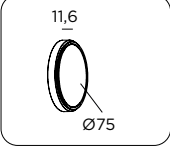
Rotatable lens to obtain the elliptical deformation of the beam, amplitude and variable characteristics depending on the chosen optical combination.Each accessory or group of accessories requires only one primary ring nut for installation on the optical compartment.



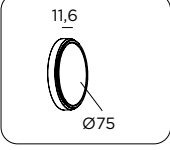
Honeycomb glare lens gives further protection from radial glare disturbances. Each accessory or group of accessories requires only one primary ring nut for installation on the optical compartment.



Primary ring that allows the housing of any accessory, to be fixed on the front of the standard ring. A primary ring is always necessary for fixing one or more overlapping accessories.



Specific lens to obtain a more diffused projection. Each accessory or group of accessories requires only one primary ring nut for installation on the optical compartment.



Additional shielding useful to prevent the accumulation of dust and residues in the optical compartment when the luminaire is used for indirect applications.

Visor	
9G086	23€
Snoot	
9G087	28€
Elliptical lens	
9G089	35€
Honeycomb	
9G091	28€
Primary ring	
9G092	25€
Diffuser lens	
9G090	30€
Protective Glass	
9G088	28€

SPOT REVO MAX 230V

IP₄₀   

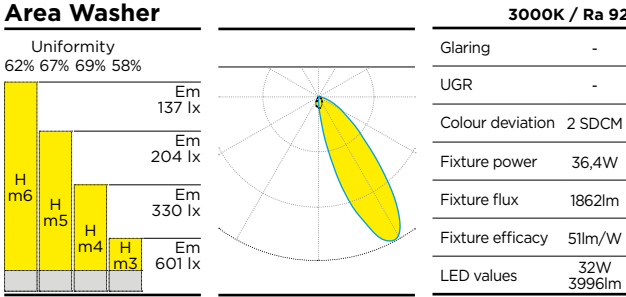
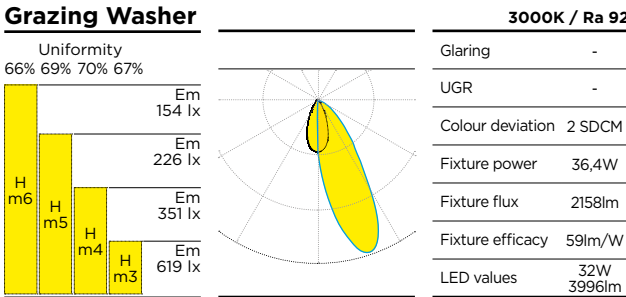
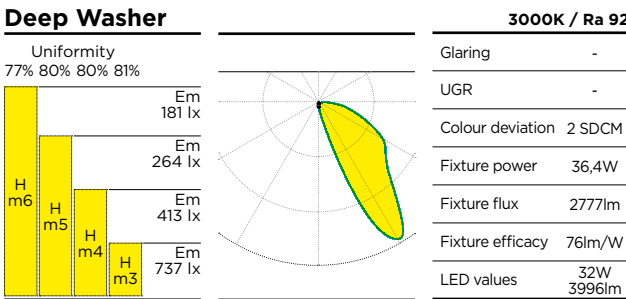
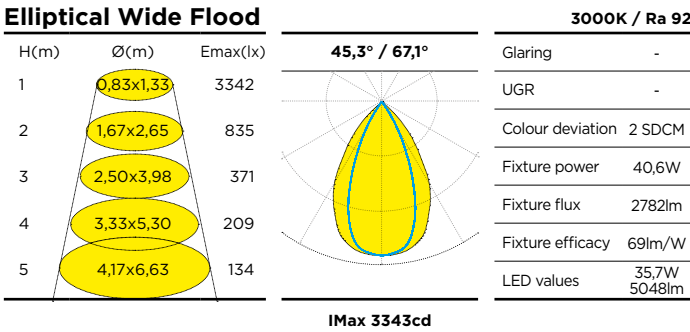
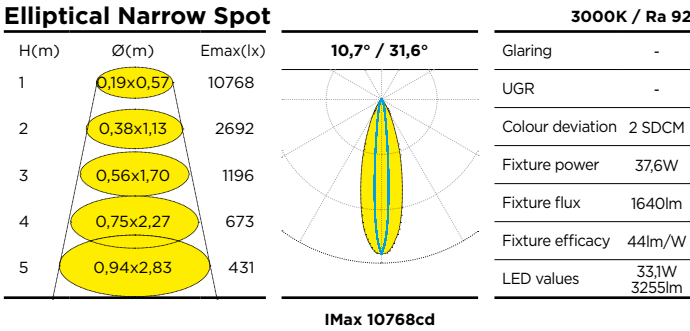
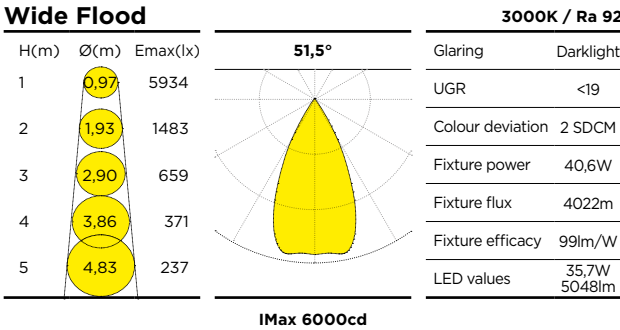
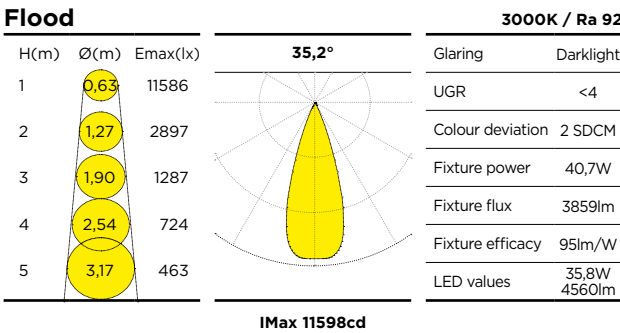
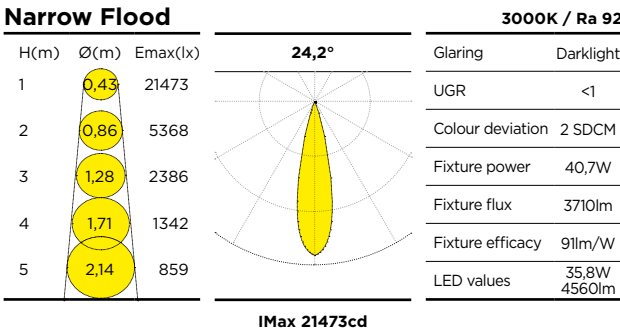
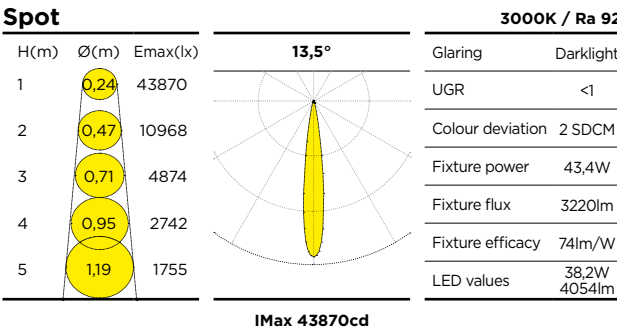
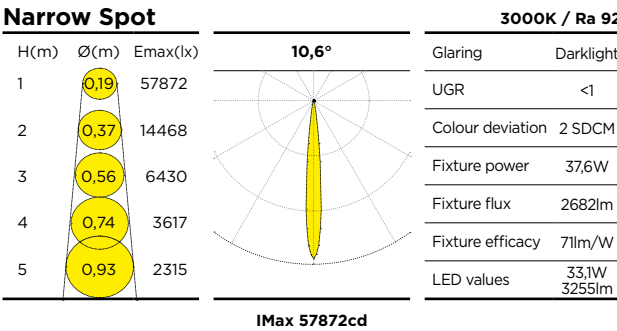
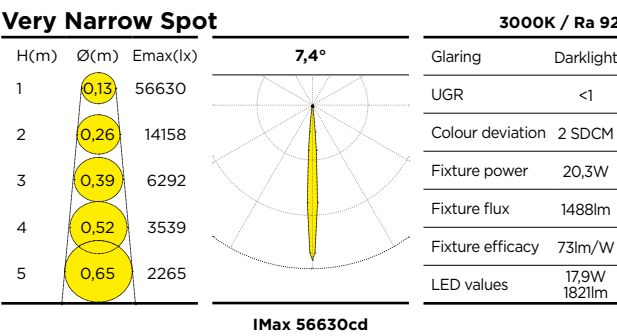


The Max version offers six symmetrical beam options from 7° to 52°, three asymmetrical wall-washer: Grazing, Area, Deep, two elliptical versions EN and EW.

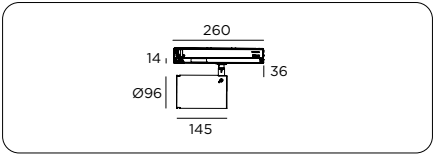
The numerous accessories in the range are designed with a fastening system with overlapping elements allowing a differentiated and specific optical configuration.

High colour rendering, medium UGR coefficient <10 and compliance with the DARK lighting parameters, are completed by the quality of the 2 SDCM light source and by the particular cleanliness of the beam projection.

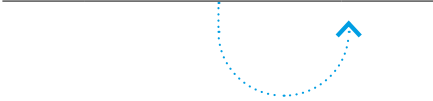
The full compatibility with the most common control systems make Museo Revo Max the perfect tool in contexts where the value of the source is determined by a very high performance quality and by the minimum physical and visual intrusiveness.



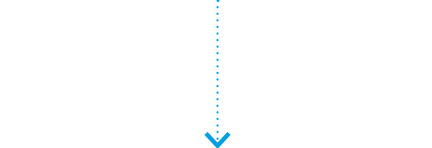
SPOT REVO Max 230V



388	SPOT REVO Max	193€
+		
Versions		
EO	Projector eurostandard	0€
+		
Control		
O	ON-OFF	0€
D	DALI	50€
C	Casambi	150€
+		
Finish		
W	Matt white txt	0€
B	Matt black txt	0€
9	Concrete grey	0€
C	Copper txt	0€
M	Mud brown	0€
G	Gold txt	0€
+		
Finish adp		
4	Matt white	0€
5	Matt black	0€
+		
CRI-CCT		
22	CRI92 2700K	0€
23	CRI92 3000K	0€
27	CRI92 3500K	0€
24	CRI92 4000K	0€
82	CRI98 2700K	0€
83	CRI98 3000K	0€
87	CRI98 3500K	0€
84	CRI98 4000K	0€
+		
Optic		
V	Very narrow spot 17,9W	0€
N	Narrow spot 33,1W	0€
2	Elliptical narrow spot 33,1W	0€
S	Spot 38,2W	0€
M	Narrow flood 35,8W	0€
F	Flood 35,8W	0€
W	Wide flood 35,8W	0€
6	Elliptical wide flood 35,8W	0€
G	Grazing Washer 32W	65€
A	Area Washer 32W	65€
D	Deep Washer 32W	65€



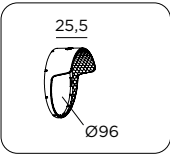
Accessories		
N	No Accessorieses	0€
H	Honeycomb louvre	50€
P	Protective glass	50€
D	Protective glass and diffusion	50€
E	Elliptical lens	50€
S	Snoot	50€
V	Visor	50€
Accessories 2x		
HP	Honeycomb louvre + Protective glass	75€
HD	Honeycomb louvre + Protective glass and diffusion	75€
HE	Honeycomb louvre + Elliptical lens	75€
HS	Honeycomb louvre + Snoot	75€
HV	Honeycomb louvre + Visor	75€
PS	Protective glass + Snoot	55€
PV	Protective glass + Visor	75€
DS	Protective glass and diffusion + Snoot	75€
DV	Protective glass and diffusion + Visor	75€
ES	Elliptical lens + Snoot	75€
EV	Elliptical lens + Visor	75€
Accessories 3x		
HPS	Honeycomb louvre + Protective glass + Snoot	95€
HPV	Honeycomb louvre + Protective glass + Visor	95€
HDS	Honeycomb louvre + Protective glass and diffusion+ Snoot	95€
HDV	Honeycomb louvre + Protective glass and diffusion+ Visor	95€
HES	Honeycomb louvre + Elliptical lens + Snoot	95€
HEV	Honeycomb louvre + Elliptical lens + Visor	95€



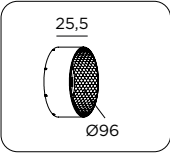
Independent accessories		
9G099	Primary ring	33€
+		
9G093	Visor	30€
9G094	Snoot	40€
9G095	Protective glass	40€
9G096	Elliptical lens	45€
9G097	Protective glass and diffusion	40€
9G098	Honeycomb louvre	40€

Each accessory or accessory group requires only one primary ferrule for installation on the optical compartment. Always necessary for mounting one or more accessories on top of each othe.

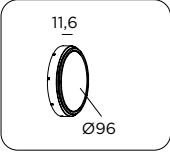
SPOT REVO MAX 230V accessories



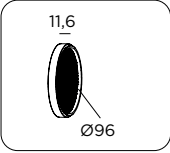
Partial rotatable glare control, necessary to shield any directional glare. Each accessory or group of accessories requires only one primary ring nut for installation on the optical compartment.



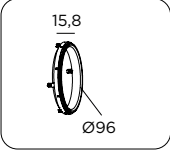
Omnidirectional glare reducer, to assist in shielding any radial glare disturbances. Each accessory or group of accessories requires only one primary ring nut for installation on the optical compartment.



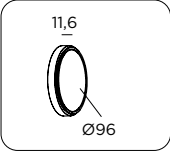
Rotatable lens to obtain the elliptical deformation of the beam, amplitude and variable characteristics depending on the chosen optical combination.Each accessory or group of accessories requires only one primary ring nut for installation on the optical compartment.



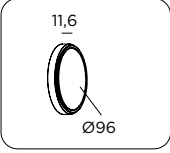
Honeycomb glare lens gives further protection from radial glare disturbances. Each accessory or group of accessories requires only one primary ring nut for installation on the optical compartment.



Primary ring that allows the housing of any accessory, to be fixed on the front of the standard ring. A primary ring is always necessary for fixing one or more overlapping accessories.



Specific lens to obtain a more diffused projection. Each accessory or group of accessories requires only one primary ring nut for installation on the optical compartment.



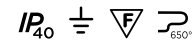
Additional shielding useful to prevent the accumulation of dust and residues in the optical compartment when the luminaire is used for indirect applications.

Visor	
9G093	30€
Snoot	
9G094	40€
Elliptical lens	
9G096	45€
Honeycomb	
9G098	40€
Primary ring	
9G099	33€
Diffuser lens	
9G097	40€
Protective Glass	
9G095	40€

LED RUNNER



LED RUNNER





Quick-lock rotation block_
high efficiency COB LED source_

Linear LED Projector for Unitrack fitted with three-way track adapter and quicklock rotation block. Manufactured from extruded aluminium alloy 6060. 350° horizontal adjustment for the 14W version only.

Liquid painted finish options include matt white, matt black and anodised grey. Fitted with microscopic polycarbonate optics.

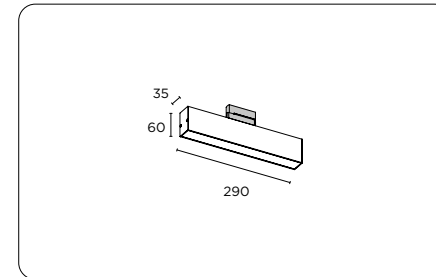
Also available in DALI and 1-10V dimming options. Ingress protection of IP40.

Led Runner / 290			3000 K / Ra 85		
m	Ø	Lux	96°	Glaring	-
1	2.14	445		UGR	24.4
2	4.27	111		Colour deviation	3 SDCM
3	6.41	49		Fixture power	13.1 W
4	8.55	28		Fixture flux	997.0 lm
5	10.68	18		Fixture efficacy	76 lm/W
			I _{Max} 447 cd	LED values	11.7 W 1630.0 lm

Led Runner / 570			3000 K / Ra 85		
m	Ø	Lux	96°	Glaring	-
1	2.14	839		UGR	24.2
2	4.27	210		Colour deviation	3 SDCM
3	6.41	93		Fixture power	26.2 W
4	8.55	52		Fixture flux	1881.0 lm
5	10.68	34		Fixture efficacy	72 lm/W
			I _{Max} 844 cd	LED values	23.4 W 3260.0 lm

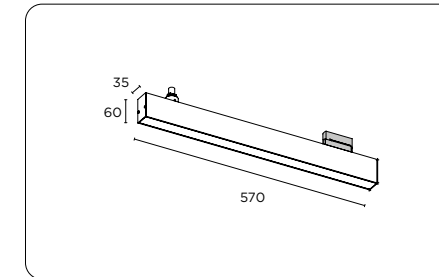
In-depth studies and technical sheets
exenia.eu/products

LED RUNNER 290 Projector



708	LED RUNNER 290mm Projector	338€
+		
Control		
EO	ON-OFF	0€
EB	1-10V	50€
EE	DALI	50€
+		
Versions		
50	14W	0€
+		
Finish		
42	Matt white	0€
52	Matt black	0€
80	Anodized grey	0€
+		
CRI-CCT		
/8527	CRI85 2700K	0€
-	CRI85 3000K	0€
/8540	CRI85 4000K	0€

LED RUNNER 570 Projector



708	LED RUNNER 570mm Projector	387€
+		
Control		
E1	ON-OFF	0€
EP	1..10V	50€
EQ	DALI	50€
+		
Versions		
50	28W	0€
+		
Finish		
42	Matt white	0€
52	Matt black	0€
80	Anodized grey	0€
+		
CRI-CCT		
/8527	CRI85 2700K	0€
-	CRI85 3000K	0€
/8540	CRI85 4000K	0€





MUSEO RADIUS




The art of accenting art is also the art of adaptability.

Museum and gallery shows change, sometimes multiple times a year.

A luminaire that can change its programming, positioning, and accessories is art's best friend.

Museo Radius / Medium / Very Narrow			3000 K / Ra 95		
m	Ø	Lux	7°	Glaring	
1	0.12	57103		UGR	2.0
2	0.24	14276		Colour deviation	3 SDCM
3	0.36	6345		Fixture power	30.0 W
4	0.47	3569		Fixture flux	1317.0 lm
5	0.59	2284			
			IMax 57103 cd		

Museo Radius / Medium / VN-RGBW				
m	Ø	Lux	7°	Glaring
1	0.11	51391		UGR <10
2	0.23	12848		Colour deviation 3 SDCM
3	0.34	5710		Fixture power 30.0 W
4	0.46	3212		Fixture flux 1317.0 lm
5	0.57	2056		
			IMax 51391 cd	

Museo Radius / Medium / VN-DWW 2200K/3000K VN-DWH 2700K/6500K				
m	Ø	Lux	7°	Glaring
1	0.11	68522		UGR <10
2	0.23	17130		Colour deviation 3 SDCM
3	0.34	7614		Fixture power 30.0 W
4	0.46	4283		Fixture flux 1317.0 lm
5	0.57	2741		
			IMax 68522 cd	

Museo Radius / Medium / NS-DWW 2200K/3000K NS-DWH 2700K/6500K				
m	Ø	Lux	7°	Glaring
1	0.13	54311		UGR <10
2	0.25	13578		Colour deviation 3 SDCM
3	0.38	6035		Fixture power 30.0 W
4	0.51	3394		Fixture flux 1377.0 lm
5	0.63	2172		
			IMax 54311 cd	

Museo Radius / Medium / NS-RGBW				
m	Ø	Lux	7°	Glaring
1	0.13	40733		UGR <10
2	0.25	10183		Colour deviation 3 SDCM
3	0.38	4526		Fixture power 30.0 W
4	0.51	2546		Fixture flux 1377.0 lm
5	0.63	1629		
			IMax 40733 cd	

Museo Radius / Medium / Narrow Spot				3000 K / Ra 95	
m	Ø	Lux	13°	Glaring	
1	0.23	35429		UGR	3.4
2	0.47	8857		Colour deviation	3 SDCM
3	0.70	3937		Fixture power	37.0 W
4	0.94	2214		Fixture flux	2617.0 lm
5	1.17	1417			
			IMax 35429 cd		

Museo Radius / Medium / M-DWW 2200K/3000K M-DWH 2700K/6500K						
m	Ø	Lux	16°		Glaring	
1	0.28	11783			UGR	6.3
2	0.57	2946			Colour deviation	3 SDCM
3	0.85	1309			Fixture power	50.0 W
4	1.13	736			Fixture flux	1554.0 lm
5	1.42	471				
			IMax 11783 cd			

Museo Radius / Medium / M-RGBW				
m	Ø	Lux	16°	Glaring
1	0.28	8837		UGR 5.3
2	0.57	2209		Colour deviation 3 SDCM
3	0.85	982		Fixture power 50.0 W
4	1.13	552		Fixture flux 1554.0 lm
5	1.42	353		
			IMax 8837 cd	

Museo Radius / Medium / Medium			3000 K / Ra 95	
m	Ø	Lux	25°	Glaring
1	0.45	15429		UGR 12.5
2	0.89	3857		Colour deviation 3 SDCM
3	1.34	1714		Fixture power 50.0 W
4	1.79	964		Fixture flux 3757.0 lm
5	2.23	617		
			IMax 15429 cd	

Museo Radius / Medium / Spot				3000 K / Ra 95	
m	Ø	Lux	33°	Glaring	
1	0.59	8579		UGR	13.5
2	1.18	2145		Colour deviation	3 SDCM
3	1.76	953		Fixture power	50.0 W
4	2.35	536		Fixture flux	3095.0 lm
5	2.94	343			
			IMax 8579 cd		

Museo Radius / Medium / FL-DWW 2200K/3000K FL-DWH 2700K/6500K					
m	Ø	Lux	33°	Glaring	
1	0.60	3702		UGR	6.4
2	1.20	926		Colour deviation	3 SDCM
3	1.79	411		Fixture power	50.0 W
4	2.39	231		Fixture flux	1279.0 lm
5	2.99	148			
			IMax 3744 cd		

Museo Radius / Medium / FL-RGBW				
m	Ø	Lux	33°	Glaring
1	0.60	2777		UGR 5.3
2	1.20	694		Colour deviation 3 SDCM
3	1.79	309		Fixture power 50.0 W
4	2.39	174		Fixture flux 1279.0 lm
5	2.99	111		
			IMax 2808 cd	

Museo Radius / Small / Very Narrow

3000 K / Ra 95

m	Ø	Lux	7°	Glaring	UGR	Colour deviation	3 SDCM	Fixture power	12.0 W	Fixture flux	439.0 lm
1	0.12	18730			<10						
2	0.24	4682									
3	0.36	2081									
4	0.47	1171									
5	0.59	749									
IMax 18730 cd											

Museo Radius / Small / Narrow Spot

3000 K / Ra 95

m	Ø	Lux	13°	Glaring	UGR	Colour deviation	3 SDCM	Fixture power	12.0 W	Fixture flux	895.0 lm
1	0.23	12664			<10						
2	0.46	3166									
3	0.70	1407									
4	0.93	792									
5	1.16	507									
IMax 12664 cd											

Museo Radius / Small / Medium

3000 K / Ra 95

m	Ø	Lux	24°	Glaring	UGR	Colour deviation	3 SDCM	Fixture power	20.0 W	Fixture flux	1240.0 lm
1	0.42	5214			9.2						
2	0.85	1304									
3	1.27	579									
4	1.69	326									
5	2.12	209									
IMax 5214 cd											

Museo Radius / Small / Flood

3000 K / Ra 95

m	Ø	Lux	34°	Glaring	UGR	Colour deviation	3 SDCM	Fixture power	20.0 W	Fixture flux	1045.0 lm
1	0.61	2831			10.2						
2	1.22	708									
3	1.83	315									
4	2.44	177									
5	3.05	113									
IMax 2831 cd											

Museo Radius / Nano / Very Narrow

3000 K / Ra 95

m	Ø	Lux	7°	Glaring	UGR	Colour deviation	3 SDCM	Fixture power	3.0 W	Fixture flux	111.0 lm
1	0.12	4733			2.9						
2	0.24	1183									
3	0.36	526									
4	0.49	296									
5	0.61	189									
IMax 4733 cd											

Museo Radius / Nano / Narrow Spot

3000 K / Ra 95

m	Ø	Lux	13°	Glaring	UGR	Colour deviation	3 SDCM	Fixture power	3.0 W	Fixture flux	211.0 lm
1	0.24	2701			6.8						
2	0.47	675									
3	0.71	300									
4	0.95	169									
5	1.18	108									
IMax 2701 cd											

Museo Radius / Nano / Medium

3000 K / Ra 95

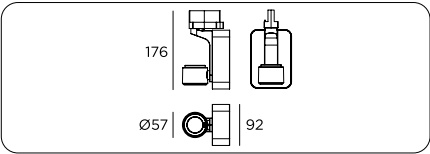
m	Ø	Lux	25°	Glaring	UGR	Colour deviation	3 SDCM	Fixture power	5.0 W	Fixture flux	346.0 lm
1	0.45	1317			16.7						
2	0.89	329									
3	1.34	146									
4	1.78	82									
5	2.23	53									
IMax 1317 cd											

Museo Radius / Nano / Flood

3000 K / Ra 95

m	Ø	Lux	34°	Glaring	UGR	Colour deviation	3 SDCM	Fixture power	5.0 W	Fixture flux	319.0 lm
1	0.61	783			18.8						
2	1.22	196									
3	1.83	87									
4	2.43	49									
5	3.04	31									
IMax 783 cd											

MUSEO RADIUS Track Nano



LINT	MUSEO RADIUS Track Nano	243€
------	-------------------------	------

Versions		
22K	2200K	0€
27K	2700K	0€
30K	3000K	0€
35K	3500K	0€
40K	4000K	0€

CRI-CCT		
CRI80	CRI 80+	0€
CRI90	CRI 90+	0€

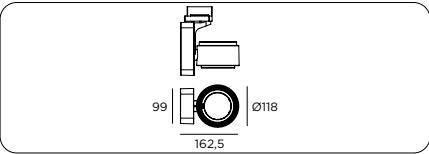
Optics		
VN	Very Narrow	0€
NS	Narrow Spot	0€
M	Medium	0€
FL	Flood	0€

Finish		
BT	Matt black txt	0€
WT	Matt white txt	0€
MS	Sand	0€
RU	Corten effect	0€
CG	Concrete grey	0€
CC	Finish and colour personalized (please indicate the RAL code)	60€

Control		
NO	Control ON-OFF	0€
DA	1-10V dimmerabile	39€
D6	DALI T6 (static white)	39€

Independent accessories		
LINSN	Snoot	24€
LINVS	Visor	24€
LINHL	Honeycomb	19€
LINLSW	Elliptical lens (1° x 60°)	19€
LINLSN	Elliptical lens (1° x 40°)	19€

MUSEO RADIUS Track Small



LIST	MUSEO RADIUS Track Small	386€
------	--------------------------	------

Versions		
22K	2200K	0€
27K	2700K	0€
30K	3000K	0€
35K	3500K	0€
40K	4000K	0€

CRI-CCT		
CRI80	CRI 80+	0€
CRI90	CRI 90+	0€

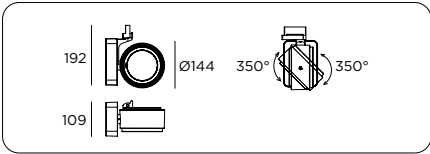
Optics		
VN	Very Narrow	0€
NS	Narrow Spot	0€
M	Medium	0€
FL	Flood	0€

Finish		
BT	Matt black txt	0€
WT	Matt white txt	0€
MS	Sand	0€
CG	Concrete grey	0€
RU	Corten effect	0€
CC	Finish and colour personalized (please indicate the RAL code)	60€

Control		
NO	Control ON-OFF	0€
DA	1-10V dimmerabile	39€
D6	DALI T6 (static white)	39€
D1	DALI Pro (0.1% dimmerabile)	77€
LT	Lumentalk	133€

Independent accessories		
LISL2	Secondary Louvre	22€
LISSN	Snoot	26€
LISVS	Visor	26€
LISHL	Honeycomb louvre	22€
LISLSN	Elliptical lens (1° x 40°)	22€
LISLSW	Elliptical lens (1° x 60°)	22€

MUSEO RADIUS Track Medium



LIMT	MUSEO RADIUS Track Medium	563€
------	---------------------------	------

Versions		
22K	2200K	0€
27K	2700K	0€
30K	3000K	0€
35K	3500K	0€
40K	4000K	0€
DWH	Dynamic white (da 2700K a 6500K)	50€

DWW	Warm white dinamico (da 2200K a 3000K)	50€
-----	--	-----

RGBW	RGBW (white 4000K)	50€
------	--------------------	-----

CRI-CCT		
CRI80	CRI 80+	0€
CRI90	CRI 90+	0€

Optics		
VN	Very Narrow	0€
NS	Narrow Spot	0€
M	Medium	0€
FL	Flood	0€

Finish		
BT	Matt black txt	0€
WT	Matt white txt	0€
MS	Sand	0€
CG	Concrete grey	0€
RU	Corten effect	0€
CC	Finish and colour personalized (please indicate the RAL code)	60€

Control		
NO	Control ON-OFF	0€
DA	1-10V dimmerabile	39€
D6	DALI T6 (static white)	39€
D1	DALI Pro (0.1% dimmerabile)	77€
D8	DALI-2 T8 (Dynamic white e colore)	77€
DR	DMX/RDM qualified	101€
LT	Lumentalk	133€


Independent accessories		
LIML2	Secondary Louvre	24€
LIMHL	Honeycomb louvre	24€
LIMSN	Snoot	30€
LIMVS	Visor	30€
LIMLSN	Elliptical lens (1° x 40°)	24€
LIMLSW	Elliptical lens (1° x 60°)	24€

MUSEO RADIUS TRACK accessories




Visor

Secondary Louvre tool. Partial shielding shape, with external rapid-click system.



Secondary Louvre - Small

Twist and lock module, internal positioning for incrementable anti-glare.



Snoot

Omnidirectional fractional collar, anti-glare system. External insertion with quick-click system.




Linear spread lens Spot

Elliptical beam rotatable lens, with quick snap insertion.




Snoot

Secondary Louvre tool. Circular shielding shape, with external rapid-click system.



Secondary Louvre - Medium

Twist and lock module, internal positioning for incrementable anti-glare.




Multivisor

Directional fractional collar anti-glare system. External insertion with quick-click system.



Linear spread lens Flood

Elliptical beam rotatable lens, with quick snap insertion.



Honeycomb louvre

Honeycomb anti-glare module. Quick-snap external insertion.







Jointed mobile head_
high efficiency COB LED source

Compact LED Projector for Unitrack manufactured from die-cast aluminium and fitted with three-way track adapter.


Finishes include matt white, matt black and concrete grey. 350° horizontal and 100° vertical adjustment.

Maximum stability in pointing due to the perfect balance and the locking screw.


Each fixture needs to be completed with a mirror-painted polycarbonate reflective optic including decorative ring.

Accessories include a narrow optics attachment, honeycomb louvre, satin diffuser, ceiling adapter and recessed adapter.

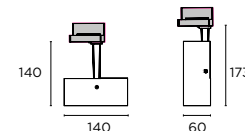
Ingress protection of IP20.

M2 / Spot / 9W			3000 K / Ra 95		
m	Ø	Lux	29°		
1	0.51	2280		Glaring	-
2	1.03	570		UGR	17.4
3	1.54	253		Colour deviation	3 SDCM
4	2.05	142		Fixture power	9.5 W
5	2.57	91		Fixture flux	910.0 lm
				Fixture efficacy	96 lm/W
				LED values	8.5 W 1030.0 lm

M2 / Spot / 13W			3000 K / Ra 95	
m	Ø	Lux	29°	
1	0.54	3067	Glaring	-
2	1.07	767	UGR	18.4
3	1.61	341	Colour deviation	3 SDCM
4	2.14	192	Fixture power	13.7 W
5	2.68	123	Fixture flux	1243.0 lm
			Fixture efficacy	91 lm/W
			LED values	12.3 W 1407.0 lm



IMax 3067 cd



610E0	M2	165€
--------------	----	-------------

Versions		
50	9W	0€
51	13W	25€

Finish		
42	Matt white	0€
52	Matt black	0€
92	Concrete grey	0€

CRI-CCT		
-	CRI85 3000K	0€
/9527	CRI95 2700K	0€
/9530	CRI95 3000K	0€
/9540	CRI95 4000K	0€

Decorative ring		
6109050	Decorative ring	17€

Finish Decorative ring		
10	Lacquered red	0€
17	Matt orange	0€
20	Spring green	0€
33	Corn yellow	0€
42	Matt white	0€
52	Matt black	0€
92	Concrete grey	0€

Optics		
/S	Spot	0€
/M	Medium	0€
/L	Large	0€

Optical Accessories		
9G040	Cut-off	24€
9G039	Visor	29€
9G025	Hexacomb leurre	18€

9G026	Satin diffuser	12€
--------------	----------------	------------

Adapters		
713901840	Ceiling adapter, White 105mm	33€

713901850	Ceiling adapter. Black 105mm (ON-OFF/DALI)	33€
------------------	---	------------

713901890	Ceiling adapter. Grey 105mm (ON-OFF/DALI)	33€
------------------	--	------------

713901940	Adapter for flush mount. White 130mm (ON-OFF/DALI)	62€
------------------	--	------------

713901950	Adapter for flush mount. Black 130mm (ON-OFF/DALI)	62€
------------------	--	------------

713901990	Adapter for flush mount. Grey 130mm (ON-OFF/DALI)	62€
------------------	---	------------

M2 / Medium / 9W			3000 K / Ra 95	
m	Ø	Lux	47°	
1	0.86	1367	Glaring	
2	1.71	342	UGR	
3	2.57	152	Colour deviation 3 SDCM	
4	3.42	85	Fixture power 9.5 W	
5	4.28	55	Fixture flux 912.0 lm	
			Fixture efficacy 96 lm/W	
			LED values 8.5 W	
			1030.0 lm	

M2 / Medium / 13W			3000 K / Ra 95	
m	Ø	Lux	47°	
1	0.86	1857	Glaring	
2	1.72	464	UGR 20.0	
3	2.58	206	Colour deviation 3 SDCM	
4	3.44	116	Fixture power 13.7 W	
5	4.30	74	Fixture flux 1245.0 lm	
			Fixture efficacy 91 lm/W	
			LED values 12.3 W 1407.0 lm	

Light distribution diagram showing a beam spread of 47° and a maximum illuminance of 1858 cd.

M2 / Large / 9W			3000 K / Ra 95	
m	Ø	Lux	53°	
1	1.01	1204	Glaring	
2	2.01	301	UGR	
3	3.02	134	Colour deviation 3 SDCM	
4	4.03	75	Fixture power 9.5 W	
5	5.04	48	Fixture flux 914.0 lm	
			Fixture efficacy 96 lm/W	
			LED values 8.5 W	
			1030.0 lm	

IMax 1204 cd

M2 / Large / 13W			3000 K / Ra 95	
m	Ø	Lux	53°	
1	1.00	1635	<p>IMax 1635 cd</p>	
2	2.00	409		
3	3.00	182		
4	3.99	102		
5	4.99	65		

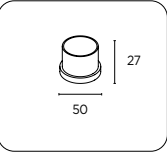
3000 K / Ra 95	
Glaring	
UGR	20.7
Colour deviation	3 SDCM
Fixture power	13.7 W
Fixture flux	1249.0 lm
Fixture efficacy	91 lm/W
LED values	12.3 W 1407.0 lm

M2 accessories



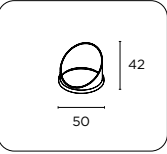
Optics with rings

Ring - Optic				
Ring finish			Optic	
610 90 50	10	Lacquered red	/S	Spot
	17	Matt orange	/M	Medium
	20	Spring green	/L	Large
	33	Corn yellow		
	42	Matt white		
	52	Matt black		
	92	Concrete grey		
				17€



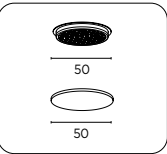
Thanks to this accessory it is possible to obtain a narrow and sharp beam, with a greater contrast between the illuminated and non illuminated area.

Cut-Off	
9G 040	24€



Thanks to this accessory it is possible to obtain an asymmetrically narrower and sharper beam with a greater contrast between the illuminated and non-illuminated area.

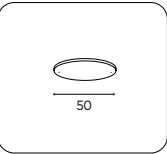
Visor	
9G 039	29€



The honeycomb grid is an accessory used for the Secondary Louvre effect. It reduces the luminous flux by 20%.



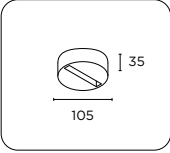
Honeycomb louvre	
9G 025	18€



The satin diffuser increases the diffusion of the luminous flux by widening and softening the beam of light.



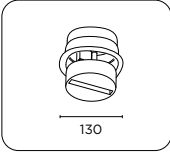

Satin diffuser	
9G 026	12€



Polycarbonate adaptor for surface mounted installations, ON-OFF and dimmable DALI.



Ceiling adaptor			
		Finish	
713 90 18	ON-OFF/DALI	40	white
		50	black
		90	Grey
			33€



Polycarbonate adaptor for recessed installation, ON-OFF and dimmable DALI.



Recessed adaptor			
		Finish	
713 90 19	ON-OFF/DALI	40	white
		50	black
		90	Grey
		62€	





Jointed mobile head_
high efficiency COB LED source_

LED Projector for Unitrack manufactured from die-cast aluminium and fitted with three-way track adapter.
Finishes include matt white, matt black and concrete grey. 350° horizontal and 100° vertical adjustment.
Maximum stability in pointing due to the perfect balance and the locking screw.
Each fixture needs to be completed with a mirror-painted polycarbonate reflective optic including decorative ring.
Available beam angles include Spot, Medium, and Wide.
The decorative ring is available in seven finish options.
Accessories include a narrow optics attachment, honeycomb louvre, satin diffuser, ceiling adapter and recessed adapter.

M3 / Spot / 13W			3000 K / Ra 95	
m	Ø	Lux	21°	Glaring
1	0.37	4898		UGR 16.0
2	0.74	1225		Colour deviation 3 SDCM
3	1.11	544		Fixture power 13.2 W
4	1.48	306		Fixture flux 1215.0 lm
5	1.85	196		Fixture efficacy 92 lm/W
			IMax 4898 cd	LED values 11.8 W 1723.0 lm

M3 / Spot / 18W			3000 K / Ra 95	
m	Ø	Lux	21°	Glaring
1	0.37	7051		UGR 17.3
2	0.74	1763		Colour deviation 3 SDCM
3	1.11	783		Fixture power 19.4 W
4	1.48	441		Fixture flux 1749.0 lm
5	1.85	282		Fixture efficacy 90 lm/W
			IMax 7051 cd	LED values 17.4 W 2396.0 lm

M3 / Spot / 26W			3000 K / Ra 95	
m	Ø	Lux	21°	Glaring
1	0.37	9519		UGR 18.3
2	0.74	2380		Colour deviation 3 SDCM
3	1.11	1058		Fixture power 27.5 W
4	1.48	595		Fixture flux 2361.0 lm
5	1.85	381		Fixture efficacy 86 lm/W
			IMax 9519 cd	LED values 24.6 W 3219.0 lm

M3 / Medium / 13W			3000 K / Ra 95	
m	Ø	Lux	36°	Glaring
1	0.64	2173		UGR 17.5
2	1.28	543		Colour deviation 3 SDCM
3	1.93	241		Fixture power 13.2 W
4	2.57	136		Fixture flux 1155.0 lm
5	3.21	87		Fixture efficacy 87 lm/W
			IMax 2173 cd	LED values 11.8 W 1723.0 lm

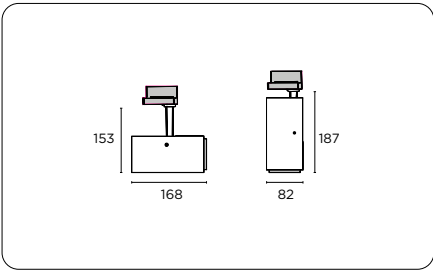
M3 / Medium / 18W			3000 K / Ra 95	
m	Ø	Lux	36°	Glaring
1	0.64	3124		UGR 18.7
2	1.28	781		Colour deviation 3 SDCM
3	1.93	347		Fixture power 19.4 W
4	2.57	195		Fixture flux 1661.0 lm
5	3.21	125		Fixture efficacy 86 lm/W
			IMax 3124 cd	LED values 17.4 W 2396.0 lm

M3 / Medium / 26W			3000 K / Ra 95	
m	Ø	Lux	36°	Glaring
1	0.64	4219		UGR 19.8
2	1.28	1055		Colour deviation 3 SDCM
3	1.93	469		Fixture power 27.5 W
4	2.57	264		Fixture flux 2243.0 lm
5	3.21	169		Fixture efficacy 82 lm/W
			IMax 4219 cd	LED values 24.6 W 3219.0 lm

M3 / Wide / 13W			3000 K / Ra 95	
m	Ø	Lux	56°	Glaring
1	1.08	1498		UGR 18.2
2	2.15	374		Colour deviation 3 SDCM
3	3.23	166		Fixture power 13.2 W
4	4.30	94		Fixture flux 1154.0 lm
5	5.38	60		Fixture efficacy 87 lm/W
			IMax 1498 cd	LED values 11.8 W 1723.0 lm

M3 / Wide / 18W			3000 K / Ra 95	
m	Ø	Lux	56°	Glaring
1	1.08	2154		UGR 19.5
2	2.15	539		Colour deviation 3 SDCM
3	3.23	239		Fixture power 19.4 W
4	4.30	135		Fixture flux 1660.0 lm
5	5.38	86		Fixture efficacy 86 lm/W
			IMax 2154 cd	LED values 17.4 W 2396.0 lm

M3 / Wide / 26W			3000 K / Ra 95	
m	Ø	Lux	56°	Glaring
1	1.08	2908		UGR 20.5
2	2.15	727		Colour deviation 3 SDCM
3	3.23	323		Fixture power 27.5 W
4	4.30	182		Fixture flux 2241.0 lm
5	5.38	116		Fixture efficacy 81 lm/W
			IMax 2908 cd	LED values 24.6 W 3219.0 lm



611	M3	194€
+		
Control		
E0	ON-OFF	0€
EB	1-10V	50€
EE	DALI	50€
EL	T. FASE	50€
+		
Versions		
50	13W	0€
51	18W	15€
52	26W	45€
+		
Finish		
42	Matt white	0€
52	Matt black	0€
92	Concrete grey	0€
+		
CRI-CCT		
-	CRI85 3000K	0€
/9527	CRI95 2700K	0€
/9530	CRI95 3000K	0€
/9540	CRI95 4000K	0€
+		
Decorative ring		
6119050	Decorative ring	40€



Optics with rings

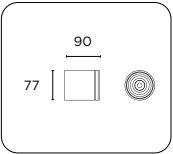
Finish Decorative ring		
10	Lacquered red	0€
17	Matt orange	0€
20	Spring green	0€
33	Corn yellow	0€
42	Matt white	0€
52	Matt black	0€
92	Concrete grey	0€
+		
Optics		
/S	Spot	0€
/M	Medium	0€
/W	Wide	0€
+		
Optical Accessoriseses		
9Q31952	Optical zoom	173€
9G027	Honeycom louvre a Honeycomb	24€
9G028	Satin diffuser	18€
9G042	Cut-off	26€
9G041	Visor	31€

Adapters		
713901840	Ceiling adapter. White 105mm (ON-OFF/DALI)	33€
713901850	Ceiling adapter. Black 105mm (ON-OFF/DALI)	33€
713901890	Ceiling adapter. Grey 105mm (ON-OFF/DALI)	33€
713901940	Adapter for flush mount. White 130mm (ON-OFF/DALI)	62€
713901950	Adapter for flush mount. Black 130mm (ON-OFF/DALI)	62€
713901990	Adapter for flush mount. Grey 130mm (ON-OFF/DALI)	62€

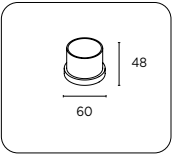
Ring - Optic			
Ring finish		Optic	
611 90 50	10	Lacquered red	/S Spot
	17	Matt orange	/M Medium
	20	Spring green	/W Wide
	33	Corn yellow	
	42	Matt white	
	52	Matt black	
	92	Concrete grey	

40€

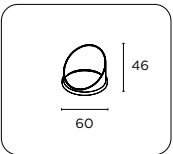
M3 accessories



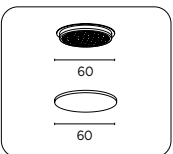
The optical zoom is an accessory with which you can continuously adjust the beam from 9° to 26°. **Optic assembly and its coloured ring should not be ordered with this accessory.**



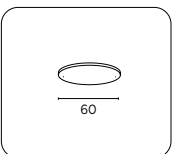
Thanks to this accessory it is possible to obtain a narrow and sharp beam, with a greater contrast between the illuminated and non illuminated area.



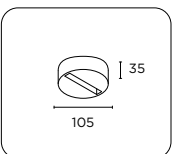
Thanks to this accessory it is possible to obtain an asymmetrically narrower and sharper beam with a greater contrast between the illuminated and non-illuminated area.



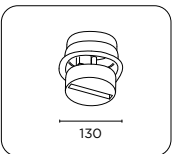
The honeycomb grid is an accessory used for the secondary louvre effect. It reduces the luminous flux by 20%.



The satin diffuser increases the diffusion of the luminous flux by widening and softening the beam of light.



Polycarbonate adapter for surfacemounted installations, ON-OFF and dimmable DALI.



Polycarbonate adapter for recessed installation, ON-OFF and dimmable DALI.



Zoom		
9Q 319 52		173€

Cut-Off		
9G 042		26€

Visor		
9G 041		31€

Honeycomb louvre		
9G 027		24€

Satin diffuser		
9G 028		18€

Ceiling adaptor		
Finish		
713 90 18	ON-OFF/DALI	40 white
		50 black
		90 Grey
		33€

Recessed adaptor		
Finish		
713 90 19	ON-OFF/DALI	40 white
		50 black
		90 Grey
		62€





Jointed mobile head_
high efficiency COB LED source_

LED Projector for Unitrack manufactured from die-cast aluminium and fitted with three-way track adapter.
Finishes include matt white, matt black and concrete grey.
350° horizontal and 100° vertical adjustment.
Maximum stability in pointing due to the perfect balance and the locking screw.
Each fixture needs to be completed with a mirror-painted polycarbonate reflective optic including decorative ring.
Available beam angles include Spot, Medium, and Wide.
The decorative ring is available in seven finish options.
Accessories include narrow optics attachment, shaper, cut-off, honeycomb louvre, satin diffuser, ceiling adapter and recessed adapter.
Ingress protection of IP20.

M4 / Spot / 26W			3000 K / Ra 95	
m	Ø	Lux	15°	Glaring
1	0.27	14818		-
2	0.54	3705		UGR 16.3
3	0.81	1646		Colour deviation 3 SDCM
4	1.08	926		Fixture power 27.7 W
5	1.35	593		Fixture flux 2307.0 lm
			IMax 14818 cd	Fixture efficacy 83 lm/W
				LED values 24.8 W 3281.0 lm

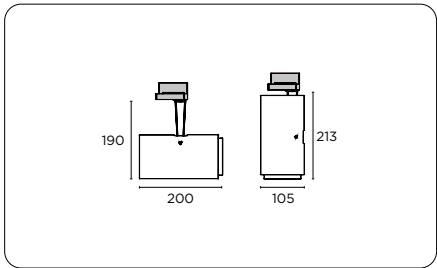
M4 / Medium / 26W			3000 K / Ra 95	
m	Ø	Lux	30°	Glaring
1	0.53	5934		-
2	1.06	1484		UGR 17.1
3	1.59	659		Colour deviation 3 SDCM
4	2.11	371		Fixture power 27.7 W
5	2.64	237		Fixture flux 2272.0 lm
			IMax 5934 cd	Fixture efficacy 82 lm/W
				LED values 24.8 W 3281.0 lm

M4 / Wide / 26W			3000 K / Ra 95	
m	Ø	Lux	58°	Glaring
1	1.11	2665		-
2	2.21	666		UGR 19.0
3	3.32	296		Colour deviation 3 SDCM
4	4.43	167		Fixture power 27.7 W
5	5.54	107		Fixture flux 2267.0 lm
			IMax 2668 cd	Fixture efficacy 82 lm/W
				LED values 24.8 W 3281.0 lm

M4 / Spot / 40W			3000 K / Ra 95	
m	Ø	Lux	26°	Glaring
1	0.46	10084		-
2	0.92	2521		UGR 18.1
3	1.38	1120		Colour deviation 3 SDCM
4	1.84	630		Fixture power 40.2 W
5	2.30	403		Fixture flux 3422.0 lm
			IMax 10160 cd	Fixture efficacy 85 lm/W
				LED values 35.9 W 4989.0 lm

M4 / Medium / 40W			3000 K / Ra 95	
m	Ø	Lux	38°	Glaring
1	0.69	6616		-
2	1.38	1654		UGR 18.7
3	2.07	735		Colour deviation 3 SDCM
4	2.76	414		Fixture power 40.2 W
5	3.45	265		Fixture flux 3410.0 lm
			IMax 6616 cd	Fixture efficacy 85 lm/W
				LED values 35.9 W 4989.0 lm

M4 / Wide / 40W			3000 K / Ra 95	
m	Ø	Lux	56°	Glaring
1	1.07	4043		-
2	2.13	1011		UGR 20.5
3	3.20	449		Colour deviation 3 SDCM
4	4.26	253		Fixture power 40.2 W
5	5.33	162		Fixture flux 3389.0 lm
			IMax 4046 cd	Fixture efficacy 84 lm/W
				LED values 35.9 W 4989.0 lm



606	M4	294€
+		
Control		
EO	ON-OFF	0€
EB	1-10V	50€
EE	DALI	50€
+		
Versions		
50	26W	0€
52	40W	65€
+		
Finish		
42	Matt white	0€
52	Matt black	0€
92	Concrete grey	0€
+		
CRI-CCT		
-	CRI85 3000K	0€
/9527	CRI95 2700K	0€
/9530	CRI95 3000K	0€
/9540	CRI95 4000K	0€

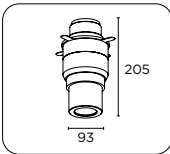


Optics with rings

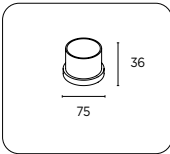
Decorative ring		
6029050	Decorative ring	40€
+		
Finish Decorative ring		
10	Lacquered red	0€
17	Matt orange	0€
20	Spring green	0€
33	Corn yellow	0€
42	Matt white	0€
52	Matt black	0€
92	Concrete grey	0€
+		
Optics		
/S	Spot	0€
/M	Medium	0€
/W	Wide	0€

Ring - Optic			
Ring finish		Optic	
602 90 50	10	Lacquered red	/S Spot
	17	Matt orange	/M Medium
	20	Spring green	/W Wide
	33	Corn yellow	
	42	Matt white	
	52	Matt black	
	92	Concrete grey	

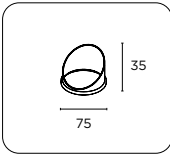
M4 accessories



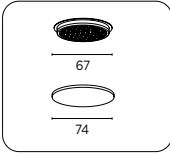
Adjustable optical system and removable plate. **Optic assembly and its coloured ring should not be ordered with this accessory.**



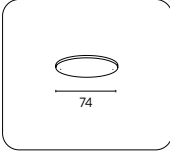
Thanks to this accessory it is possible to obtain a narrow and sharp beam, with a greater contrast between the illuminated and non illuminated area.



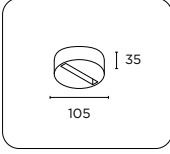
Thanks to this accessory it is possible to obtain an asymmetrically narrower and sharper beam with a greater contrast between the illuminated and non-illuminated area.



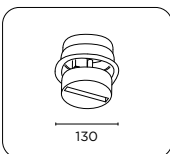
The honeycomb grid is an accessory used for the Secondary Louvre effect. It reduces the luminous flux by 20%.



The satin diffuser increases the diffusion of the luminous flux by widening and softening the beam of light.



Polycarbonate adapter for surfacemounted installations, ON-OFF and dimmable DALI.



Polycarbonate adapter for recessed installation, ON-OFF and dimmable DALI.



Shaper		
9Q 311 52		1.080€

With this accessory, the projector's lifetime is 80,000 hours.

Cut-Off		
9G 044		29€

Visor		
9G 043		35€

Honeycomb louvre		
9G 019	for 26W	35€

Satin diffuser		
9G 014	for 26W	9€

Ceiling adaptor			
		Finish	
713 90 18	ON-OFF/DALI	40 white	33€
		50 black	
		90 Grey	

Recessed adaptor			
		Finish	
713 90 19	ON-OFF/DALI	40 white	62€
		50 black	
		90 Grey	



Unique 3-piece die-cast construction_ design including a passing ventilation chamber_

Innovative LED spotlight design including a passive ventilation chamber that allows for a substantial reduction in operating temperature and therefore a reduction in luminaire size, with a lumen output of up to 4200lm (nom.).

Unique 3-piece die-cast construction and driver as part of the track adapter make this a truly discreet approach to track lighting.

Available in nominal 12W (1735lm), 18W (2340lm), 25W (3565lm) and 31W (4200lm) in 2700K, 3000K and 4000K in CRI95 and 3000K in CRI85. Lumen maintenance of 100000 hrs at L80B10. The optical assembly for the 12W and 18W version includes a PMMA lens, available in three beam angles: Spot, Medium and Wide. The 25W and 31W version are fitted with a highly efficient aluminium reflector and holder made from ULTEM, a specific plastic material that can withstand high temperatures. Reflector beam angles include Spot, Medium and Wide. An optional coloured ring made from translucent PMMA can be added to the optics assembly. This ring can be fitted in two positions: Completely inside the projector body or half-way outside of the body, so the light catches the translucent coloured ring. Ingress protection of IP20.

Class I luminaire fitted with ON-OFF or DALI track adapter available in black and white. This projector offers a unique freedom of combining colours by choosing finish options for the luminaire body, ventilation chamber and arm, track adaptor and coloured ring.

Housing finishes include matt white textured, matt black textured and concrete grey while ventilation chamber and arm finishes include an additional ocean blue, matt orange and matt green (powder coated).

Coloured rings made from PMMA are available in translucent orange, ocean blue, green or antiglare matt black. Other accessories include a honeycomb louvre, satin diffuser and new ZOOM optical accessory, for beam adjustment between 9° and 26°.

R2 / Spot / 12W			3000 K / Ra 95	
m	Ø	Lux	12°	Glaring
1	0.22	12742		UGR 11.1
2	0.43	3186		Colour deviation 3 SDCM
3	0.65	1416		Fixture power 14.5 W
4	0.87	796		Fixture flux 899.0 lm
5	1.08	510		Fixture efficacy 62 lm/W
			IMax 12742 cd	LED values 12.3 W 1405.0 lm

R2 / Spot / 18W			3000 K / Ra 95	
m	Ø	Lux	12°	Glaring
1	0.22	17235		UGR 12.1
2	0.43	4309		Colour deviation 3 SDCM
3	0.65	1915		Fixture power 21.4 W
4	0.87	1077		Fixture flux 1216.0 lm
5	1.08	689		Fixture efficacy 57 lm/W
			IMax 17235 cd	LED values 18.1 W 1900.0 lm

R2 / Spot / 25W			3000 K / Ra 95	
m	Ø	Lux	25°	Glaring
1	0.44	7552		UGR 20.8
2	0.89	1888		Colour deviation 3 SDCM
3	1.33	839		Fixture power 29.0 W
4	1.78	472		Fixture flux 2530.0 lm
5	2.22	302		Fixture efficacy 87 lm/W
			IMax 7552 cd	LED values 24.6 W 3203.0 lm

R2 / Spot / 31W			3000 K / Ra 95	
m	Ø	Lux	25°	Glaring
1	0.44	8913		UGR 21.4
2	0.89	2228		Colour deviation 3 SDCM
3	1.33	990		Fixture power 35.8 W
4	1.78	557		Fixture flux 2986.0 lm
5	2.22	357		Fixture efficacy 83 lm/W
			IMax 8913 cd	LED values 30.4 W 3780.0 lm

R2 / Medium / 12W			3000 K / Ra 95	
m	Ø	Lux	42°	Glaring
1	0.76	2009		UGR 15.8
2	1.53	502		Colour deviation 3 SDCM
3	2.29	223		Fixture power 14.5 W
4	3.06	126		Fixture flux 1068.0 lm
5	3.82	80		Fixture efficacy 74 lm/W
			IMax 2009 cd	LED values 12.3 W 1405.0 lm

R2 / Medium / 18W			3000 K / Ra 95	
m	Ø	Lux	42°	Glaring
1	0.76	2717		UGR 16.9
2	1.53	679		Colour deviation 3 SDCM
3	2.29	302		Fixture power 21.4 W
4	3.06	170		Fixture flux 1444.0 lm
5	3.82	109		Fixture efficacy 67 lm/W
			IMax 2717 cd	LED values 18.1 W 1900.0 lm

R2 / Medium / 25W			3000 K / Ra 95	
m	Ø	Lux	26°	Glaring
1	0.45	6925		UGR 20.8
2	0.91	1731		Colour deviation 3 SDCM
3	1.36	769		Fixture power 29.0 W
4	1.82	433		Fixture flux 2498.0 lm
5	2.27	277		Fixture efficacy 86 lm/W
			IMax 6925 cd	LED values 24.6 W 3203.0 lm

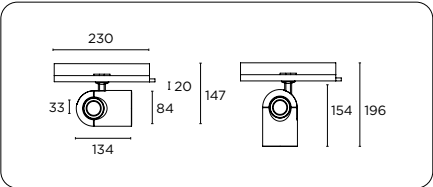
R2 / Medium / 31W			3000 K / Ra 95	
m	Ø	Lux	26°	Glaring
1	0.45	8173		UGR 21.4
2	0.91	2043		Colour deviation 3 SDCM
3	1.36	908		Fixture power 35.8 W
4	1.82	511		Fixture flux 2948.0 lm
5	2.27	327		Fixture efficacy 82 lm/W
			IMax 8173 cd	LED values 30.4 W 3780.0 lm

R2 / Wide / 12W			3000 K / Ra 95	
m	Ø	Lux	52°	Glaring
1	0.97	1705		UGR 17.3
2	1.95	426		Colour deviation 3 SDCM
3	2.92	189		Fixture power 14.5 W
4	3.89	107		Fixture flux 1194.0 lm
5	4.87	68		Fixture efficacy 82 lm/W
			IMax 1705 cd	LED values 12.3 W 1405.0 lm

R2 / Wide / 18W			3000 K / Ra 95	
m	Ø	Lux	52°	Glaring
1	0.97	2307		UGR 18.4
2	1.95	577		Colour deviation 3 SDCM
3	2.92	256		Fixture power 21.4 W
4	3.89	144		Fixture flux 1615.0 lm
5	4.87	92		Fixture efficacy 75 lm/W
			IMax 2307 cd	LED values 18.1 W 1900.0 lm

R2 / Wide / 25W			3000 K / Ra 95	
m	Ø	Lux	60°	Glaring
1	1.15	2613		UGR 23.5
2	2.29	653		Colour deviation 3 SDCM
3	3.44	290		Fixture power 29.0 W
4	4.58	163		Fixture flux 2466.0 lm
5	5.73	105		Fixture efficacy 85 lm/W
			IMax 2613 cd	LED values 24.6 W 3203.0 lm


R2 / Wide / 31W			3000 K / Ra 95	
m	Ø	Lux	60°	Glaring
1	1.15	3084		UGR 24.0
2	2.29	771		Colour deviation 3 SDCM
3	3.44	343		Fixture power 35.8 W
4	4.58	193		Fixture flux 2911.0 lm
5	5.73	123		Fixture efficacy 81 lm/W
			IMax 3084 cd	LED values 30.4 W 3780.0 lm



615	R2	181€
+		
Versions		
E0	12W	0€
E1	18W	10€
E2	25W	20€
E3	31W	30€
+		
Control		
O	ON-OFF	0€
D	DALI	50€
+		
Finish		
BB	Matt black txt	0€
99	Concrete grey	0€
WW	Matt white txt	0€
+		
Colore Adapter		
4	Matt white	0€
5	Matt black	0€
+		
CRI-CCT		
B3	CRI85 3000K	0€
52	CRI95 2700K	0€
53	CRI95 3000K	0€
54	CRI95 4000K	0€
+		
Optics rifl.		
9Q320	Optics - PMMA for 12/18W	16€
9Q321	Aluminum Optic for 25/31W	14€
+		
Optics		
/S	Spot	0€
/M	Medium	0€
/W	Wide	0€



Optics - PMMA



Optics - Aluminum



Decorative ring		
6159000	Decorative ring	10€
+		
Ring finish		
T0	Neutral	0€
T1	Orange firene	0€
T2	Green	0€
T6	Ocean blue	0€
52	Matt black	0€

Independent accessories		
9Q31952	Optical zoom	173€
9G037	Honeycomb louvre	24€
9G038	Satin diffuser	18€

Optic R2 12/18W					
Versions		Optic			
9Q3 20	12/18W	/S	Spot	equipped with a contrast calibrator	16€
		/M	Medium		
		/W	Wide		

Optic R2 25/31W					
Versions		Optic			
9Q3 21	25/31W	/S	Spot		14€
		/M	Medium		
		/W	Wide		

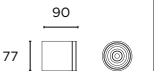
R2 accessories



Decorative ring in colored PMMA. The colored versions are translucent, the black version is opaque.

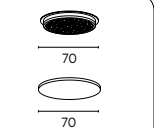
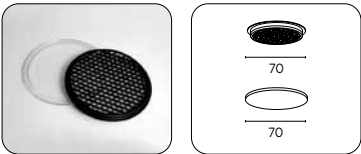


Ring			
Finish			10€
615 90 00	T0	neutral	
	T1	orange fire	
	T2	green	
	T6	ocean blue	
	52	black	



The optical zoom is an accessory with which you can continuously adjust the beam from 9° to 26°. **Optic assembly and its coloured ring should not be ordered with this accessory.**

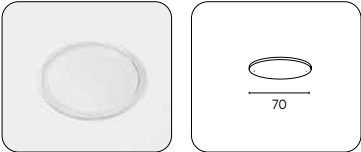
Zoom	
9Q 319 52	173€



The honeycomb grid is an accessory used for the Secondary Louvre effect. It reduces the luminous flux by 20%. **The honeycomb louvre needs to be ordered together with the decorative ring.**



Honeycomb louvre	
9G 037	24€



The satin diffuser increases the diffusion of the luminous flux by widening and softening the beam of light. **The honeycomb louvre needs to be ordered together with the decorative ring.**



Satin diffuser	
9G 038	18€

POWER TRACK

48V



TRACK 48
540



TRACK 48 TRIMLESS
544



TRACK 48-EVO
550



TRACK 48-RT
556




TRACK 48 TWIN
562




TRACK 48 TUBE
566

LUMINAIRES FOR POWER TRACK


48V




REVO 48 MINI
572




REVO 48 SMALL
572




SPEEDY
578




R2 48 REWALL
584




R2 48
586




SPOT 48 / 48 RT
592




PINKO 48/48-RT
618




WILLY 48/48-RT
622




GIOTTO 48/48-RT
624




GIOTTO 48/48-RT
628




JAM 48/48-RT
632




JAM 48/48-RT
634




ZIK 48
638



GO! 48/48-RT
640



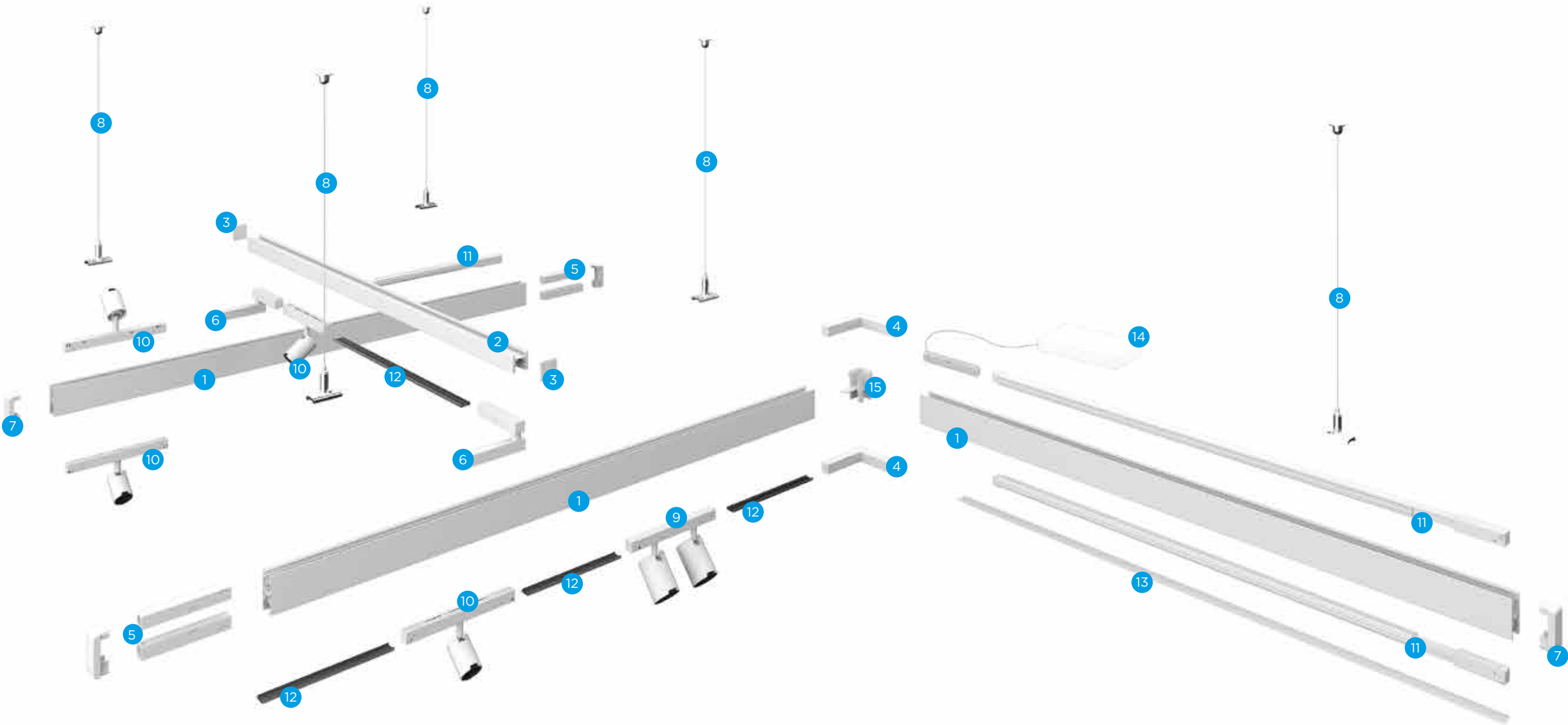
PLURIEL 48
642



DRIVER BOX
644

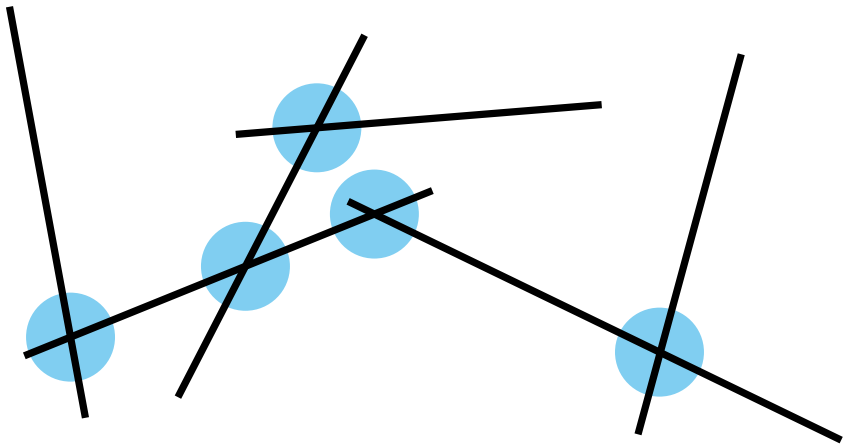
FEW COMPONENTS INFINITE CONFIGURATIONS

The 48V collection aims to be a flexible and varied solution both in terms of optical instruments that of compositional possibilities.

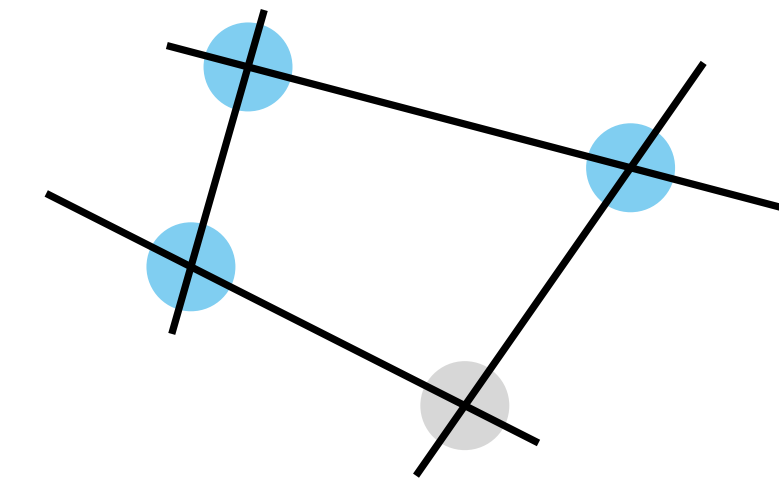


- | | | |
|---|--|------------------------------|
| 1) Track 48 TWIN | 6) Electrical and mechanical connector | 11) Speedy |
| 2) Track 48 EVO | 7) End plug TWIN | 12) Lower cover for track |
| 3) Mechanical 90° joining | 8) Bracket + pending wire | 13) Microprismatic screen |
| 4) Stiff mechanical 90° joining | 9) Spot 48 REVO Small 2X | 14) Driver |
| 5) Electrical connector between upper and lower channels + end plug | 10) Spot 48 REVO Mini 1X | 15) "L" connector horizontal |

COMPOSITIONAL SUGGESTIONS



In open compositions of overlapping track 48, it is sufficient to use the simple electrical / mechanical connections.

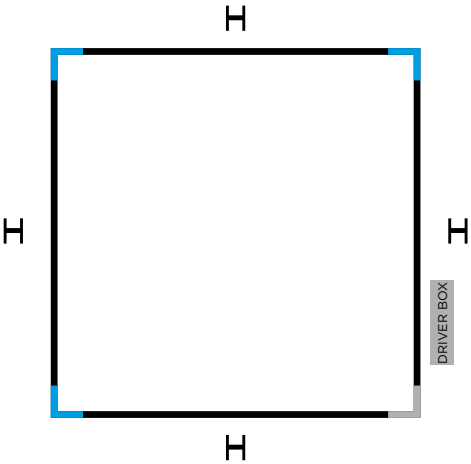


In “closed” compositions it is always recommended to use at least one mechanical connection only in order to avoid any polarity inversions.


Electrical connection
for overlapping tracks

Electrical connection
for overlapping tracks

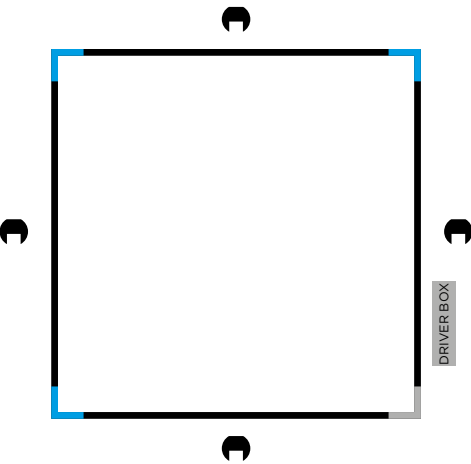
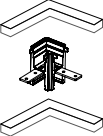
Mechanical connection
for overlapping tracks




Example of closed configuration with nonoverlapping elements with TWIN track.



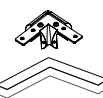
Detail of the 90° corner joint for TWIN track.



Example of closed configuration with nonoverlapping elements with TUBE track.



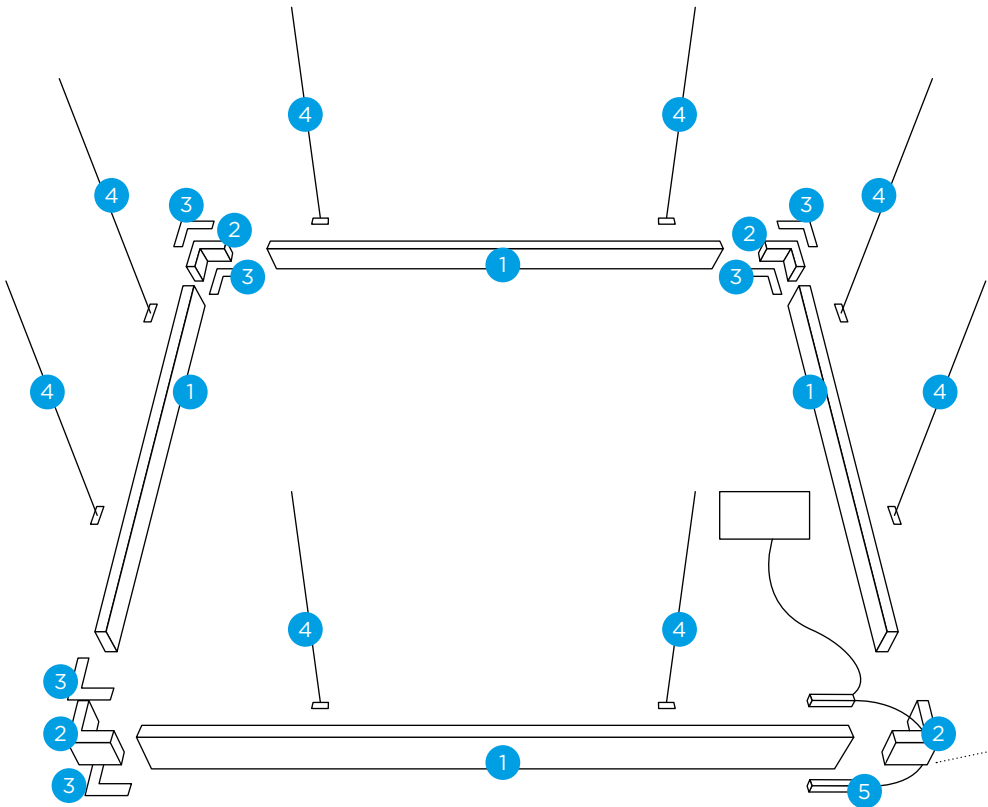
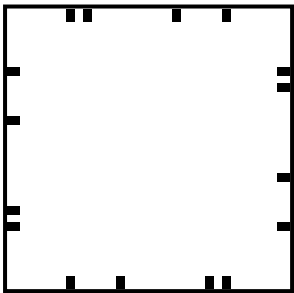
Detail of the 90° corner joint for TUBE track.



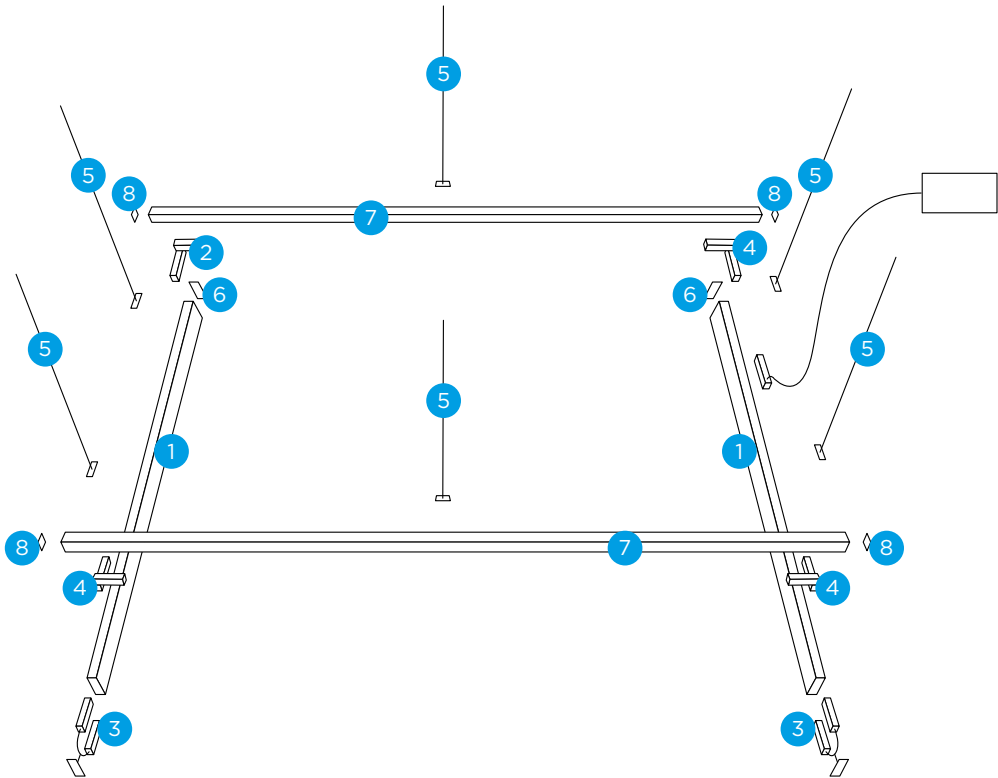
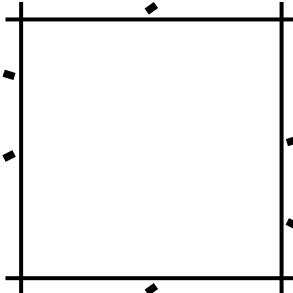
	on/off (single switch)	DALI	ON/OFF (double switch for each channel)
<div>TRACK 48</div>	spots on/off version + speedy on/off version	spots DALI version + speedy DALI version	(Line1) spots on/off version + speedy on/off version (Line2) spots on/off version “/DA*” + speedy on/off version “/DA*”
<div>EVO</div>	spots on/off version + speedy on/off version	spots DALI version + speedy DALI version	NOT POSSIBLE
<div>TUBE</div>	spots on/off version + speedy on/off version	spots DALI version + speedy DALI version	(Line1) spots on/off version + speedy on/off version (Line2) spots on/off version “/DA*” + speedy on/off version “/DA*”
<div>TWIN</div>	spots on/off version + speedy on/off version	spots DALI version + speedy DALI version	(Line1) spots on/off version + speedy on/off version (Line2) spots on/off version “/DA*” + speedy on/off version “/DA*”

(*) fixture prepared for switch on Line2, available on request.
Scheme also valid for any other Track 48 family product.

EXAMPLE OF INSTALLATION SQUARE IN PLAN



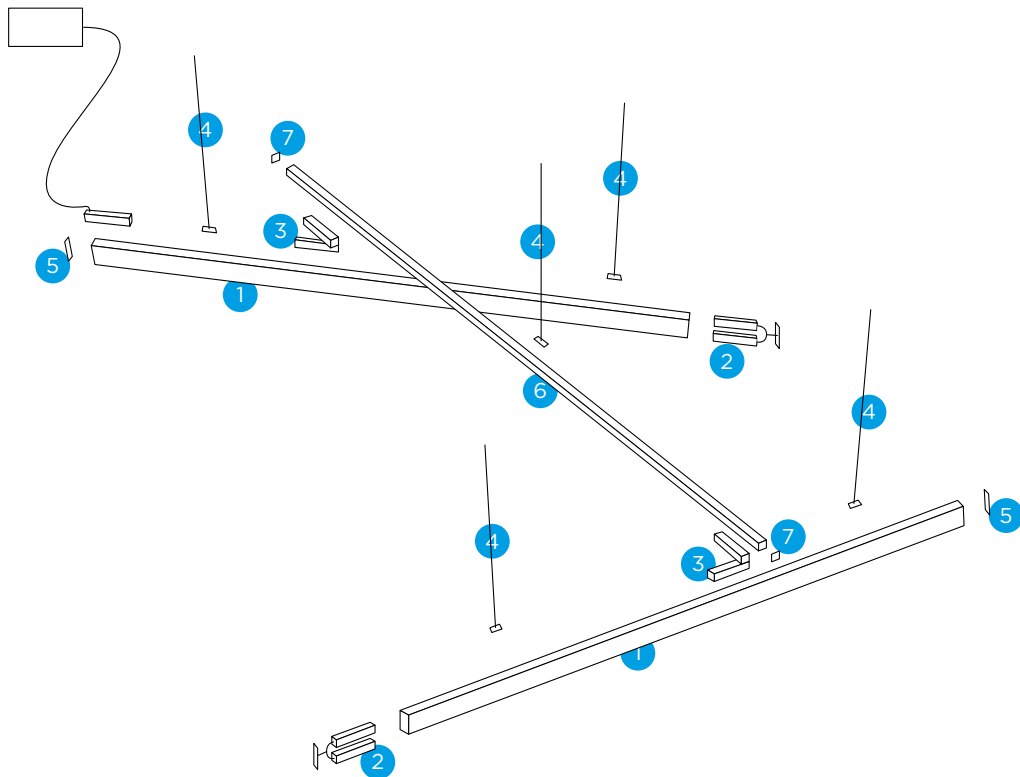
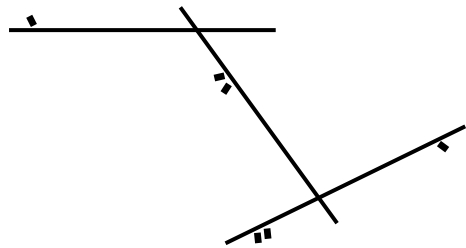
EXAMPLE OF INSTALLATION OVERLAPPING SQUARE



- 1) 714900350 - N°4 Track 48 Twin 3m
- 2) 714902550 - N°4 Mechanical 90° joint
- 3) 712900950 - N°5 Stiff electrical joint
- 4) 714901600 - N°8 Suspension cable with spring L=2m
- 5) 712900450 - N°1 Feeder
- 716705050 - N°4 Speedy 280 cm ON/OFF
- 9G077/247 - N°4 - Opal diffuser
- 383T105573FN - N°8 SPOT 48 REVO Small 1X optic M 30° ON/OFF
- 383T205573FN - N°4 SPOT 48 REVO Small 2X optic M 30° ON/OFF
- 714945052/52/SO - N°1 Driver Box 480W ON/OFF (feeder included)

- 1) 714900350 - N°2 Track 48 Twin 3m
- 2) 714902950 - N°1 Mechanical connection for overlapping tracks
- 3) 714902850 - N°2 Electrical connection up-down + end plug
- 4) 714901350 - N°3 Electrical connection for overlapping tracks
- 5) 714901600 - N°6 Suspension cable with spring L=2m
- 6) 714900650 - N°2 End plug Twin
- 7) 712900350 - N°2 TRACK 48-EVO 3m
- 8) 712900650 - N°4 End plug Evo
- 383T1D5573NS - N°2 SPOT 48 REVO Small 1X optic N 13° + Snoot DALI
- 383T1D5573SN - N°2 SPOT 48 REVO Small 1X optic S 20° DALI
- 383T1D5573SE - N°2 SPOT 48 REVO Small 1X optic S EL 20° + Ellipse DALI
- 714916552/52/SO - N°1 - Driver Box 75W DALI (feeder included)

EXAMPLE OF INSTALLATION OVERLAPPING CROSSOVER



- 1) 714900350 - N°2 Track 48 Twin 3m

2) 714902850 - N°2 Electrical connection up-down + end plug

3) 714901350 - N°2 Electrical connection for overlapping tracks

4) 714901600 - N°6 Suspension cable with spring L=2m

5) 714900650 - N°2 End plug Twin

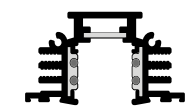
6) 712900350 - N°1 TRACK 48-EVO 3m

7) 712900650 - N°2 End plug Evo
- 383T1D5553FE - N°2 SPOT 48 REVO Small 1X optic M 30° + Ellipse DALI

383T1D5553SE - N°2 SPOT 48 REVO Small 2X optic S 20° + Ellipse DALI

383T1D5553NE - N°2 SPOT 48 REVO Small 2X optic S 13° + Ellipse DALI
- 714936552/52/SO - N°1 - Driver Box 150W DALI (feeder included)

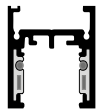
SUMMARY OF TRACK MODELS TRACK 48



TRACK 48 TRIMLESS



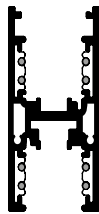
TRACK 48



TRACK 48-EVO



TRACK 48 TUBE




TRACK 48 TWIN

Three models for **ceiling installation**:

- 4 conductors - trimless recessed version (a)
- 2 conductors - square section EVO (b)
- 4 conductors - square section (c)

Four models for **suspended installation**:

- 4+4 conductors - double emission 'H' section TWIN (d)
- 2 conductors - square section EVO (e)
- 4 conductors - square section (f)
- 4 conductors - round section TUBE (g)





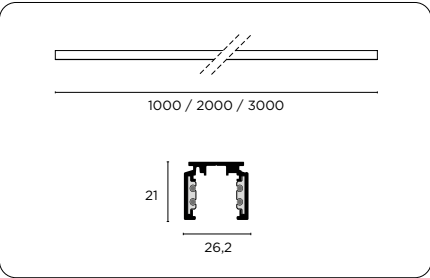
The Track is fitted with four isolated conductors_ suspended, ceiling or wall mounted application_

Suspended, ceiling or wall mounted 48V DC low voltage Track made from extruded aluminium.

Available in 1000mm, 2000mm and 3000mm length. Powder coated finishes include black and white. The ON / OFF, PUSH and DALI functions are always guaranteed only by a pair of conductors, thanks to the conveyed wave technology. The other pair of conductors can be used to obtain a possible second lighting (special codes and an additional driver are required).

Remote 48V DC power supply for ON/OFF, DALI or PUSH dimming to be ordered separately. A range or connectors, mounting systems and accessories complete this versatile 48V DC system that supports all the fittings of the Track 48 range.

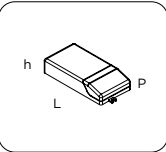
TRACK 48



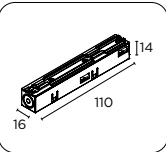
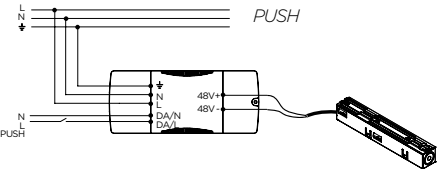
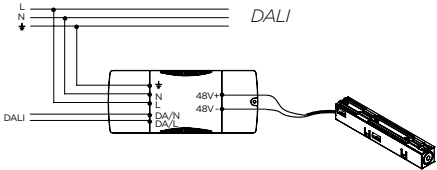
7119001	TRACK 48 1000mm	55€
7119002	TRACK 48 2000mm	110€
7119003	TRACK 48 3000mm	165€
+		
Finish		
40	White	0€
50	Black	0€
+		
Remote driver		
9D48V030AL	ON-OFF - 125x38x23 max 30W - 220/240V 0/50/60Hz	33€
9D48V070TC	ON-OFF 225x60x36 max 70W 220/240V 50/60Hz	74€
9D48V075AL	ON-OFF - 280x41x29 max 75W - 220/240V 0/50/60Hz	67€
9D48V075TR	ON-OFF 235x100x31 max 75W 220/240V 0/50/60Hz	148€
9D48V150TC	ON-OFF 240x60x49 max 150W 220/240V 50/60H	124€
9D48V150TR	ON-OFF 235x100x31 max 150W 220/240V 0/50/60Hz	203€
9D48V150AL	ON-OFF - 280x41x29 max 150W - 220/240V 0/50/60Hz	86€
9D48V075DDTR	DALI/PUSH 235x100x31 max 70W 220/240V 0/50/60Hz	194€
9D48V150DDTR	DALI/PUSH 235x100x31 max 150W 220/240V 0/50/60Hz	243€
+		
Power joint		
711900440	End feeder white	26€
711900450	End feeder black	26€

Connectors		
712900840	Concealed connector without feeder - white	26€
712900850	Concealed connector without feeder - black	26€
711901140	Flexible connector white	76€
711901150	Flexible connector - black	76€
711901740	Mechanical coupler white	22€
711901750	Mechanical coupler black	22€
+		
Mounting systems		
711900700	Ceiling bracket	3€
711901000	Brackets for wall installation	23€
711901640	Wire hook White - Lenght Wiring max 2m	16€
711901650	Wire hook Black - Lenght Wiring max 2m	16€
Independent accessories		
711902340	Lower casing white Lenght 1m.	12€
711902350	Bottom cover black Lenght 1m.	12€
711900640	End cap side white	6€
711900650	End cap side black	6€

TRACK 48 power supply



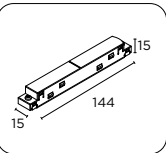
Remote driver 48V.
Maximum length from power supply to the last lighting fixture L = 30m.



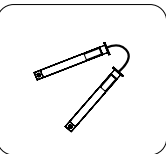
Power head concealed that can be installed both at the head and at the center of the track.



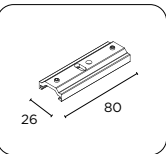
TRACK 48 connectors



Concealed connector without feeder.



Flexible connector.



Mechanical coupler.



Driver ON/OFF					
	LxPxh	Power	Voltage	Frequency	
9D 48V 030 AL	125x38x23	max 30W	220/240V	0/50/60Hz	33€
9D 48V 070 TC	225x60x36	max 70W	220/240V	50/60Hz	74€
9D 48V 075 AL	280x41x29	max 75W	220/240V	0/50/60Hz	67€
9D 48V 075 TR	235x100x31	max 75W	220/240V	0/50/60Hz	148€
9D 48V 150 TC	240x60x49	max 150W	220/240V	50/60Hz	124€
9D 48V 150 TR	235x100x31	max 150W	220/240V	0/50/60Hz	203€
9D 48V 150 AL	280x41x29	max 150W	220/240V	0/50/60Hz	86€

Driver DALI/PUSH					
	LxPxh	Power	Voltage	Frequency	
9D 48V 075 DD TR	235x100x31	max 70W	220/240V	0/50/60Hz	194€
9D 48V 150 DD TR	235x100x31	max 150W	220/240V	0/50/60Hz	243€

The connection diagram of the 48V system is shown alongside.
There is no need to respect the polarity for the connections of the secondary on board the Feeder head (711 90 04 --).


Feeder			
	Finish		
711 90 04	40	○ white	26€
	50	● black	

Linear connector			
	Finish		
712 90 08	40	○ white	26€
	50	● black	

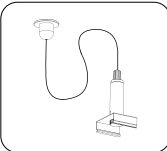
Flexible connector			
	Finish		
711 90 11	40	○ white	76€
	50	● black	

Mechanical coupler			
	Finish		
711 90 17	40	○ white	22€
	50	● black	


TRACK 48 mounting systems



Ceiling bracket.



Wire hanger.
Lenght Cables max 2m.



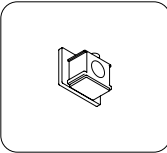
Brackets for wall installation.

Bracket	
711 90 07 00	3€

Wire			
	Finish		
711 90 16	40	○ white	16€
	50	● black	

Brackets	
711 90 10 00	23€

TRACK 48 accessories



End cap side.



Bottom cover.
Lenght 1m.



End cap side			
	Finish		
711 90 06	40	○ white	6€
	50	● black	

Cover			
	Finish		
711 90 23	40	○ white	12€
	50	● black	

TRACK 48 TRIMLESS

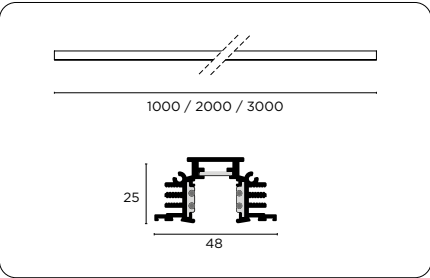


TRACK 48 Trimless is a miniature, low voltage track for trimless installations.

Manufactured from extruded aluminium, finishes include black powder coating.

The track is fitted with four isolated conductors for the power supply and two isolated conductors for dimming.

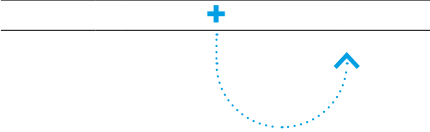
TRACK 48 Trimless



711800150	TRACK 48 Trimless L=1000 Black	71€
711800250	TRACK 48 Trimless L=2000 Black	142€
711800350	TRACK 48 Trimless L=3000 Black	213€


+		
Remote driver		
9D48V030AL	ON-OFF - 125x38x23 max 30W - 220/240V 0/50/60Hz	33€
9D48V070TC	ON-OFF 225x60x36 max 70W 220/240V 50/60Hz	74€
9D48V075AL	ON-OFF - 280x41x29 max 75W - 220/240V 0/50/60Hz	67€
9D48V075TR	ON-OFF 235x100x31 max 75W 220/240V 0/50/60Hz	148€
9D48V150TC	ON-OFF 240x60x49 max 150W-220/240V 50/60H	124€
9D48V150TR	ON-OFF 235x100x31 max 150W 220/240V 0/50/60Hz	203€
9D48V150AL	ON-OFF - 280x41x29 max 150W - 220/240V 0/50/60Hz	86€
9D48V075DDTR	DALI/PUSH 235x100x31 max 70W 220/240V 0/50/60Hz	194€
9D48V150DDTR	DALI/PUSH 235x100x31 max 150W 220/240V 0/50/60Hz	243€

+		
Power joint		
711900440	End feeder White	26€
711900450	End feeder Black	26€



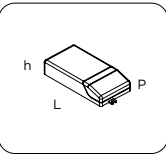
Connectors		
712900840	Concealed connector without feeder white	26€
712900850	Concealed connector without feeder black	26€
711901140	Flexible connector white	76€
711901150	Flexible connector black	76€
711901740	Mechanical coupler white	22€
711901750	Mechanical coupler black	22€

+		
Mounting systems		
711810700	Couple of brackets for recessed instalation	9€

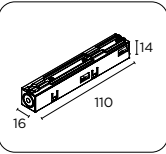
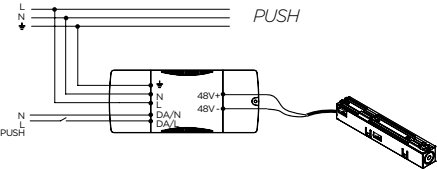
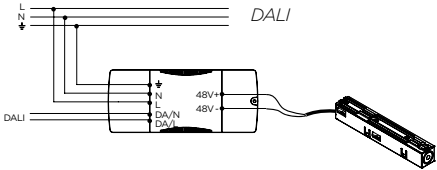


Independent accessories		
711902340	Lower casing white Lenght 1m.	12€
711902350	Bottom cover black Lenght 1m.	12€
711900640	End cap side white	6€
711900650	End cap side - black	6€

TRACK 48 TRIMLESS power supply



Remote driver 48V.
Maximum length from power supply to the last lighting fixture L = 30m.



Power head concealed that can be installed both at the head and at the center of the track.



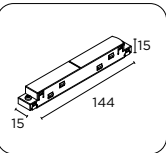
Driver ON/OFF						
	LxPxh	Power	Voltage	Frequency		
9D 48V 030 AL	125x38x23	max 30W	220/240V	0/50/60Hz	33€	
9D 48V 070 TC	225x60x36	max 70W	220/240V	50/60Hz	74€	
9D 48V 075 AL	280x41x29	max 75W	220/240V	0/50/60Hz	67€	
9D 48V 075 TR	235x100x31	max 75W	220/240V	0/50/60Hz	148€	
9D 48V 150 TC	240x60x49	max 150W	220/240V	50/60Hz	124€	
9D 48V 150 TR	235x100x31	max 150W	220/240V	0/50/60Hz	203€	
9D 48V 150 AL	280x41x29	max 150W	220/240V	0/50/60Hz	86€	

Driver DALI/PUSH						
	LxPxh	Power	Voltage	Frequency		
9D 48V 075 DD TR	235x100x31	max 70W	220/240V	0/50/60Hz	194€	
9D 48V 150 DD TR	235x100x31	max 150W	220/240V	0/50/60Hz	243€	

The connection diagram of the 48V system is shown alongside.
There is no need to respect the polarity for the connections of the secondary on board the Feeder head (711 90 04 --).

Feeder				
	Finish			
711 90 04	40	○ white		26€
	50	● black		

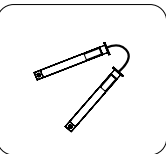
TRACK 48 TRIMLESS connectors



Concealed connector without feeder.



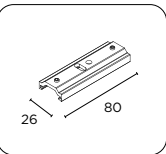
Linear connector				
	Finish			
712 90 08	40	○ white		26€
	50	● black		



Flexible Stiff electrical joint.



Flexible connector				
	Finish			
711 90 11	40	○ white		76€
	50	● black		

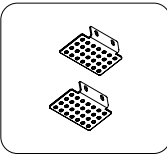


Mechanical coupler.



Mechanical coupler				
	Finish			
711 90 17	40	○ white		22€
	50	● black		

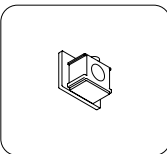
TRACK 48 TRIMLESS mounting systems



Couple of brackets for recessed instalation.


Bracket		
711 81 07 00		9€

TRACK 48 accessories



End cap side.


End cap side				
	Finish			
711 90 06	40	○ white		6€
	50	● black		



Bottom cover.
Lenght 1m.

Cover				
	Finish			
711 90 23	40	white		12€
	50	black		

TRACK 48-EVO



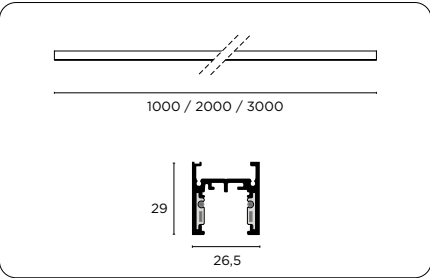
TRACK 48-EVO



The Track is fitted with two isolated conductors_

Suspended, ceiling or wall mounted 48VDC low voltage Track made from extruded aluminium.
Track adaptors click in via a mechanical mechanism and can be removed from the Track by the mechanical grip, using the screw. Available in 1000mm, 2000mm and 3000mm length. Powder coated finishes include black and white.
The Track is fitted with two isolated conductors for both power supply and dimming.
Remote 48VDC power supply for ON/OFF or DALI/PUSH dimming to be ordered separately.
This profile is suitable for the use with Track 48 luminaries.

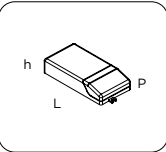
TRACK 48-EVO



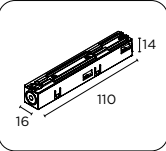
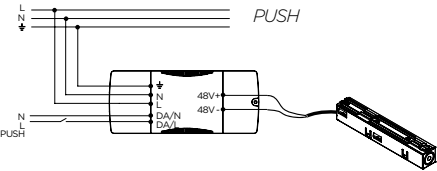
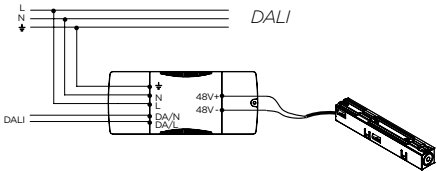
7129001	TRACK 48-EVO 1000mm	46€
7129002	TRACK 48-EVO 2000mm	93€
7129003	TRACK 48-EVO 3000mm	139€
+		
Finish		
40	White	0€
50	Black	0€
+		
Remote driver		
9D48V030AL	ON-OFF - 125x38x23 max 30W - 220/240V 0/50/60Hz	33€
9D48V075AL	ON-OFF - 280x41x29 - max 75W - 220/240V 0/50/60Hz	67€
9D48V075TR	ON-OFF 235x100x31 max 75W 220/240V 0/50/60Hz	148€
9D48V150AL	ON-OFF - 280x41x29 max 150W - 220/240V 0/50/60Hz	86€
9D48V075DDTR	DALI/PUSH 235x100x31 max 70W 220/240V 0/50/60Hz	194€
9D48V150DDTR	DALI/PUSH 235x100x31 max 150W 220/240V 0/50/60Hz	243€
9D48V070TC	ON-OFF 225x60x36 max 70W 220/240V 50/60Hz	74€
9D48V150TR	ON-OFF 235x100x31 max 150W 220/240V 0/50/60Hz	203€
9D48V150TC	ON-OFF 240x60x49 max 150W-220/240V 50/60H	124€
+		
Power joint		
712900440	End feeder white	26€
712900450	End feeder black	26€

Connectors		
712900840	Concealed connector without feeder white	26€
712900850	Concealed connector without feeder black	26€
712901140	Flexible connector white	66€
712901150	Flexible connector black	66€
712900940	Electrical connector 90° white	67€
712900950	Electrical connector 90° black	67€
712902540	"L" connector white	101€
712902550	"L" connector black	101€
+		
Mounting systems		
712900700	Ceiling bracket	2€
712901600	Wire hook	16€
711901000	Brackets for wall installation.	23€
712902600	Bracket ad "L"	36€
712901700	Mechanical coupler	13€
Independent accessories		
711902340	Lower casing white Lenght 1m.	12€
711902350	Bottom cover black Lenght 1m.	12€
712900640	End cap side white	4€
712900650	End cap side black	4€

TRACK 48-EVO power supply



Remote driver 48V.
Maximum length from power supply to the last lighting fixture L = 30m.



Power head concealed that can be installed both at the head and at the center of the track.



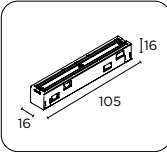
Driver ON/OFF					
	LxPxh	Power	Voltage	Frequency	
9D 48V 030 AL	125x38x23	max 30W	220/240V	0/50/60Hz	33€
9D 48V 070 TC	225x60x36	max 70W	220/240V	50/60Hz	74€
9D 48V 075 AL	280x41x29	max 75W	220/240V	0/50/60Hz	67€
9D 48V 075 TR	235x100x31	max 75W	220/240V	0/50/60Hz	148€
9D 48V 150 TC	240x60x49	max 150W	220/240V	50/60Hz	124€
9D 48V 150 TR	235x100x31	max 150W	220/240V	0/50/60Hz	203€
9D 48V 150 AL	280x41x29	max 150W	220/240V	0/50/60Hz	86€

Driver DALI/PUSH					
	LxPxh	Power	Voltage	Frequency	
9D 48V 075 DD TR	235x100x31	max 70W	220/240V	0/50/60Hz	194€
9D 48V 150 DD TR	235x100x31	max 150W	220/240V	0/50/60Hz	243€

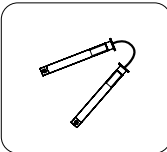
The connection diagram of the 48V system is shown alongside.
There is no need to respect the polarity for the connections of the secondary on board the Feeder head (712 90 04 --).

Feeder			
Finish			
712 90 04	40	white	26€
	50	black	

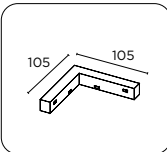
TRACK 48-EVO connectors



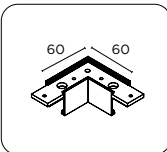
Concealed connector without feeder.



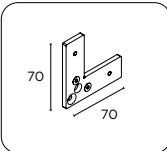
Flexible Stiff electrical joint.



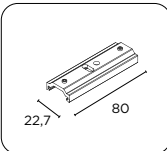
Electrical connector 90°.



"L" connector



"L" straight connector.



Mechanical coupler.



Linear connector			
Finish			
712 90 08	40	white	26€
	50	black	

Flexible connector			
Finish			
712 90 11	40	white	66€
	50	black	

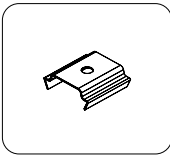
Connector			
Finish			
712 90 09	40	white	67€
	50	black	

Connector horizontal			
Finish			
712 90 25	40	white	101€
	50	black	

Straight	
712 90 26 00	36€

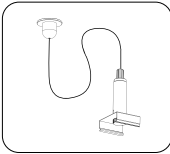
Mechanical coupler	
712 90 17 00	13€

TRACK 48-EVO mounting systems



Ceiling bracket.

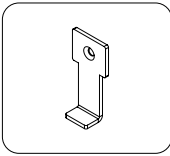
Bracket		
712 90 07 00		2€



Wire hanger.
Lenght Cables max 2m.



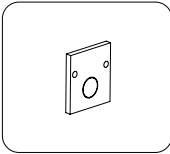
Wire		
712 90 16 00		16€



Brackets for wall installation.


Brackets		
711 90 10 00		23€

TRACK 48-EVO accessories



End cap side.

End cap side			
Finish			
712 90 06	40	○ white	4€
	50	● black	



Bottom cover.
Lenght 1m.



Cover			
Finish			
711 90 23	40	○ white	12€
	50	● black	



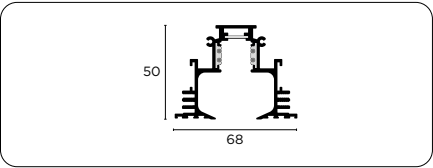
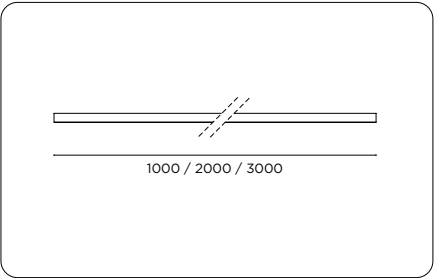
TRACK 48-RT



The Track is fitted with four isolated conductors_ suspended, ceiling or wall mounted application _

Suspended, ceiling or wall mounted 48V DC low voltage Track made from extruded aluminium.
Available in 1000mm, 2000mm and 3000mm length. Powder coated finishes include black and white.
The ON / OFF, PUSH and DALI functions are always guaranteed only by a pair of conductors, thanks to the conveyed wave technology. The other pair of conductors can be used to obtain a possible second lighting (special codes and an additional driver are required). Remote 48V DC power supply for ON/OFF, DALI or PUSH dimming to be ordered separately.
A range of connectors, mounting systems and accessories complete this versatile 48V DC system that supports all the fittings of the Track 48 range.

TRACK 48 - RT



711810150	TRACK 48 - RT L=1000 Black	91€
711810250	TRACK 48 - RT L=2000 Black	183€
711810350	TRACK 48 - RT L=3000 Black	276€

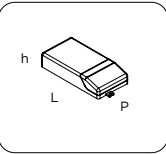
+		
Remote driver		
9D48V030AL	ON-OFF - 125x38x23 max 30W - 220/240V 0/50/60Hz	33€
9D48V070TC	ON-OFF 225x60x36 max 70W 220/240V 50/60Hz	74€
9D48V075AL	ON-OFF - 280x41x29 max 75W - 220/240V 0/50/60Hz	67€
9D48V075TR	ON-OFF 235x100x31 max 75W 220/240V 0/50/60Hz	148€
9D48V150TC	ON-OFF 240x60x49 max 150W-220/240V 50/60H	124€
9D48V150TR	ON-OFF 235x100x31 max 150W 220/240V 0/50/60Hz	203€
9D48V150AL	ON-OFF - 280x41x29 max 150W - 220/240V 0/50/60Hz	86€
9D48V075DDTR	DALI/PUSH 235x100x31 max 70W 220/240V 0/50/60Hz	194€
9D48V150DDTR	DALI/PUSH 235x100x31 max 150W 220/240V 0/50/60Hz	243€

+		
Power joint		
711900450	End feeder black	26€

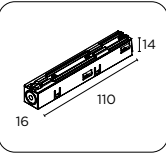
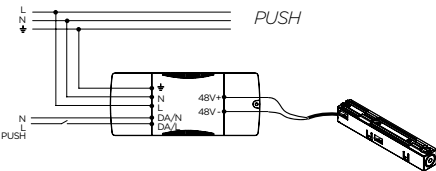
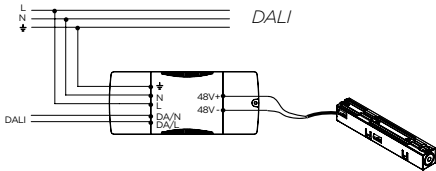
Connectors		
711811750	Mechanical coupler black	10€
712900850	Concealed connector without feeder - black	26€
711901150	Flexible connector black	76€
+		
Mounting systems		
711810700	Couple of brackets for recessed installation	9€

Independent accessories		
711810650	End cap side black	11€
711902350	Bottom cover black Lenght 1m.	12€

TRACK 48-RT power supply



Remote driver 48V.
Maximum length from
power supply to the last
lighting fixture L = 30m.



Power head concealed



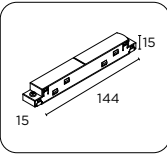
Driver ON-OFF					
	LxPxh	Power	Voltage	Frequency	
9D 48V 030 AL	125x38x23	max 30W	220/240V	0/50/60Hz	33€
9D 48V 070 TC	225x60x36	max 70W	220/240V	50/60Hz	74€
9D 48V 075 AL	280x41x29	max 75W	220/240V	0/50/60Hz	67€
9D 48V 075 TR	235x100x31	max 75W	220/240V	0/50/60Hz	148€
9D 48V 150 TC	240x60x49	max 150W	220/240V	50/60Hz	124€
9D 48V 150 TR	235x100x31	max 150W	220/240V	0/50/60Hz	203€
9D 48V 150 AL	280x41x29	max 150W	220/240V	0/50/60Hz	86€

Driver DALI/PUSH					
	LxPxh	Power	Voltage	Frequency	
9D 48V 075 DD TR	235x100x31	max 70W	220/240V	0/50/60Hz	194€
9D 48V 150 DD TR	235x100x31	max 150W	220/240V	0/50/60Hz	243€

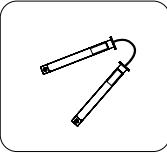
The connection diagram of the 48V system is shown alongside.
There is no need to respect the polarity for the connections of the secondary on board the Feeder head (711 90 04 50).

Feeder			
Finish			
711 90 04	50	black	26€

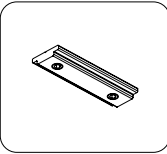
TRACK 48-RT connectors



Concealed connector
without feeder.



Flexible connector.



Mechanical coupler.

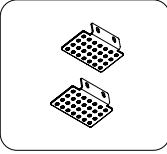


Linear connector			
Finish			
712 90 08	50	black	26€

Flexible connector			
Finish			
711 90 11	50	black	76€

Mechanical coupler			
Finish			
711 81 17	50	black	10€

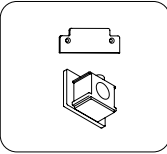
TRACK 48-RT mounting systems



Couple of brackets for
recessed instalation.


Couple of brackets			
711 81 07 00			9€

TRACK 48-RT accessories



End cap side.

End cap side			
Finish			
711 81 06	50	black	11€



Bottom cover.
Lenght 1m.



Cover			
Finish			
711 90 23	50	black	12€

TRACK 48 TWIN



TRACK 48 TWIN



Low voltage 48V DC track system with “H” shaped section and double electrified channel to permit the use of light sources for indirect as well as direct lighting.

For suspended installations. Made from extruded aluminum profiles, powder painted in black and white colors. Available in 1000 mm, 2000 mm and 3000 mm lengths.

It has four insulated conductors per each channel.

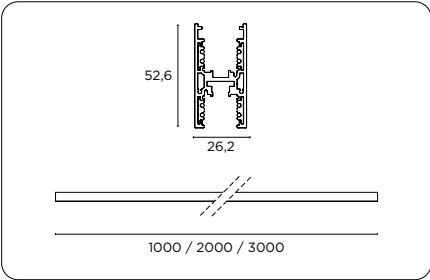
The ON/OFF, PUSH and DALI functions are always guaranteed by only two of them on each channel, by means of the conveyed waves technology.

The other pair of conductors can be used to obtain a second possible lighting circuit (special codes and an additional driver are required).

The 48V DC electronic drivers can be remotely installed, by independent box drivers or integrated into the track. Different versions are available for ON/OFF, DALI or PUSH dimming.

A whole range of connectors, mounting systems and accessories completes this versatile 48V DC system that accepts all the luminaries of the Track 48 range.

TRACK 48 Twin



7149001	TRACK 48 Twin L=1m	125€
7149002	TRACK 48 Twin L=2m	249€
7149003	TRACK 48 Twin L=3m	374€

+		
Finish		
40	White	0€
50	Black	0€

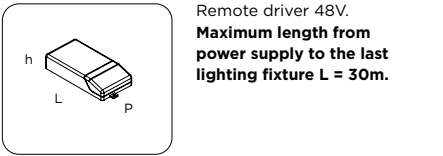
+		
Power joint		
714900440	End feeder + End cap side white	34€
714900450	End feeder + End cap side black	34€

+		
Connectors		
712900840	Concealed connector without feeder white	26€
712900850	Concealed connector without feeder black	26€
714901140	Single flexible electrical connector white	151€
714901150	Single flexible electrical connector black	151€
711811740	Mechanical coupler white	10€
711811750	Mechanical coupler black	10€
714901340	Conn. by crossing electric superimposed white	80€
714901350	Conn. by crossing electric superimposed black	80€
714902940	Conn. by crossing mechanical superimposed white	80€
714902950	Conn. by crossing mechanical superimposed black	80€
714902540	“L” mechanical bend white	40€
714902550	“L” mechanical bend black	40€

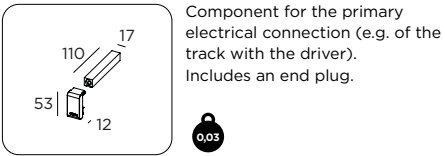
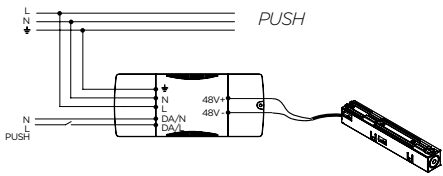
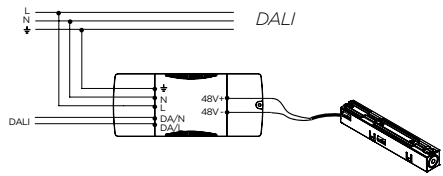
714902740	Single flexible electrical connector white	80€
714902750	Single flexible electrical connector black	80€
714902840	Electrical connector between upper and lower channels + end plug - white	79€
714902850	Electrical connector between upper and lower channels + end plug - black	79€
712900940	Electrical connector 90° white	67€
712900950	Electrical connector 90° black	67€
+		
Mounting systems		
714902600	“L” straight connector aluminum	12€
714901600	Bracket+Cable of suspension L=200cm	25€

Independent accessories		
9G06840	Cover L=1m - white	8€
9G06850	Cover L=1m - black	8€
714900640	End cap side - white	13€
714900650	End cap side - black	13€

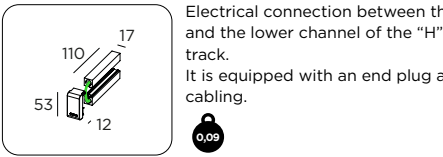
TRACK 48 TWIN



Remote driver 48V.
Maximum length from
power supply to the last
lighting fixture L = 30m.

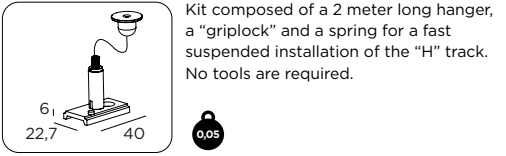


Component for the primary
electrical connection (e.g. of the
track with the driver).
Includes an end plug.



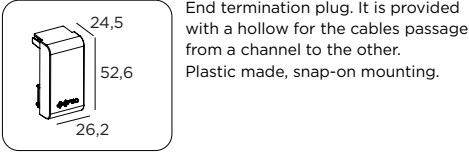
Electrical connection between the upper
and the lower channel of the "H" shaped
track.
It is equipped with an end plug and a
cabling.

TRACK 48 TWIN mounting systems

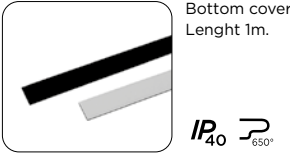


Kit composed of a 2 meter long hanger,
a "griplock" and a spring for a fast
suspended installation of the "H" track.
No tools are required.

TRACK 48 TWIN accessories



End termination plug. It is provided
with a hollow for the cables passage
from a channel to the other.
Plastic made, snap-on mounting.



Bottom cover.
Lenght 1m.

Driver ON-OFF					
	LxPxh	Power	Voltage	Frequency	
9D 48V 030 AL	125x38x23	max 30W	220/240V	0/50/60Hz	33€
9D 48V 070 TC	225x60x36	max 70W	220/240V	50/60Hz	74€
9D 48V 075 AL	280x41x29	max 75W	220/240V	0/50/60Hz	67€
9D 48V 075 TR	235x100x31	max 75W	220/240V	0/50/60Hz	148€
9D 48V 150 TC	240x60x49	max 150W	220/240V	50/60Hz	124€
9D 48V 150 TR	235x100x31	max 150W	220/240V	0/50/60Hz	203€
9D 48V 150 AL	280x41x29	max 150W	220/240V	0/50/60Hz	86€
Driver DALI/PUSH					
	LxPxh	Power	Voltage	Frequency	
9D 48V 075 DD TR	235x100x31	max 70W	220/240V	0/50/60Hz	194€
9D 48V 150 DD TR	235x100x31	max 150W	220/240V	0/50/60Hz	243€

The **connection diagram of the 48V system** is shown alongside.
There is no need to respect the polarity for the connections of the secondary on
board the **Feeder head (714 90 04)**.

End feeder + End cap side			
Finish			
714 90 04	40	○ white	34€
	50	● black	


Electrical connection up-down + end plug			
Finish			
714 90 28	40	○ white	79€
	50	● black	

Suspension cable with spring L=2m	
714 90 16 00	25€

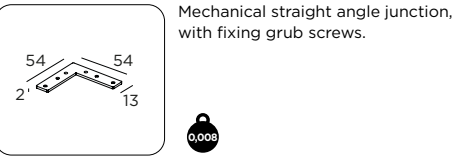
End plug			
Finish			
714 90 06	40	○ white	13€
	50	● black	

Cover L=1m			
Finish			
9G 068	40	○ white	8€
	50	● black	

TRACK 48 TWIN connectors



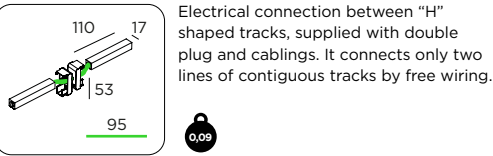
Concealed connector without
feeder.



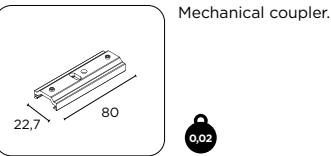
Mechanical straight angle junction,
with fixing grub screws.



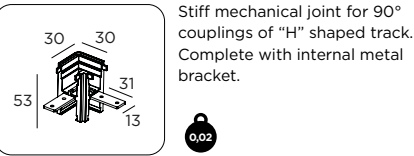
Electrical connection between "H"
shaped tracks, supplied with double
plug and cablings.
It connects only two lines of contiguous
tracks by free wiring.



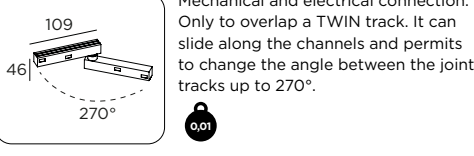
Electrical connection between "H"
shaped tracks, supplied with double
plug and cablings. It connects only two
lines of contiguous tracks by free wiring.



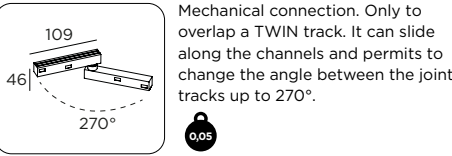
Mechanical coupler.



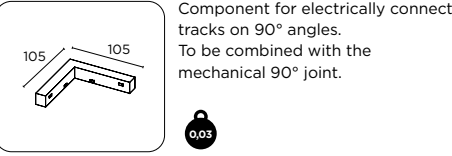
Stiff mechanical joint for 90°
couplings of "H" shaped track.
Complete with internal metal
bracket.



Mechanical and electrical connection.
Only to overlap a TWIN track. It can
slide along the channels and permits
to change the angle between the joint
tracks up to 270°.



Mechanical connection. Only to
overlap a TWIN track. It can slide
along the channels and permits to
change the angle between the joint
tracks up to 270°.



Component for electrically connect
tracks on 90° angles.
To be combined with the
mechanical 90° joint.

Linear connector			
Finish			
712 90 08	40	○ white	26€
	50	● black	

"L" straight connector aluminum	
714 90 26 00	12€

Single flexible electrical connector			
Finish			
714 90 11	40	○ white	151€
	50	● black	

Single flexible electrical connector			
Finish			
714 90 27	40	○ white	80€
	50	● black	

Mechanical coupler			
Finish			
711 81 17	40	○ white	10€
	50	● black	

Mechanical 90° joint			
Finish			
714 90 25	40	○ white	40€
	50	● black	

Electrical connection for overlapping tracks			
Finish			
714 90 13	40	○ white	80€
	50	● black	

Mechanical connection for overlapping tracks			
Finish			
714 90 29	40	○ white	80€
	50	● black	

Stiff electrical joint			
Finish			
712 90 09	40	○ white	67€
	50	● black	

TRACK 48 TUBE



Low voltage 48V DC track system with round section for suspended, ceiling or wall installation.

Made from extruded aluminum profiles, powder painted in black and white colors.

Available in 1000 mm, 2000 mm and 3000 mm lengths. It has four insulated conductors.

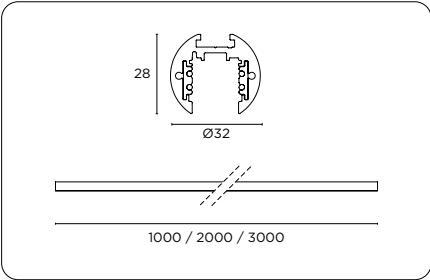
The ON/OFF, PUSH and DALI functions are always guaranteed by only two of them, by means of the conveyed waves technology.

The other pair of conductors can be used to obtain a second possible lighting circuit (special codes and an additional driver are required).

The 48V DC electronic drivers can be installed remotely or by independent box drivers.

Different versions are available for ON/OFF, DALI or PUSH dimming. A whole range of connectors, mounting systems and accessories completes this versatile 48V DC system.

TRACK 48 Tube

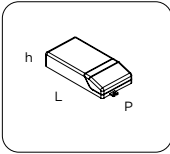


7159001	TRACK 48 Tube L=1m	73€
7159002	TRACK 48 Tube L=2m	145€
7159003	TRACK 48 Tube L=3m	218€
+		
Finish		
40	White	0€
50	Black	0€
+		
Power joint		
715900440	End feeder + End cap side white	31€
715900450	End feeder + End cap side black	31€
+		
Connectors		
711811740	Mechanical coupler white	10€
711811750	Mechanical coupler black	10€
712900840	Concealed connector without feeder white	26€
712900850	Concealed connector without feeder black	26€
712900940	Electrical connector 90° white	67€
712900950	Electrical connector 90° black	67€
714901340	Conn. by crossing electric superimposed white	80€
714901350	Conn. by crossing electric superimposed black	80€
714902940	Conn. by crossing echanical superimposed white	80€
714902950	Conn. by crossing echanical superimposed black	80€
715901140	Flexible connector with cable white	85€
715901150	Flexible connector with cable black	85€
715902640	"L" straight connector aluminum white	14€
715902650	"L" straight connector aluminum black	14€
715902540	"L" mechanical bend white	39€
715902550	"L" mechanical bend- black	39€

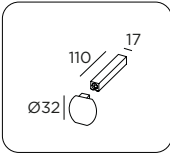
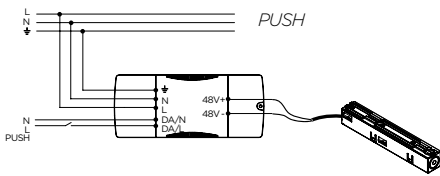
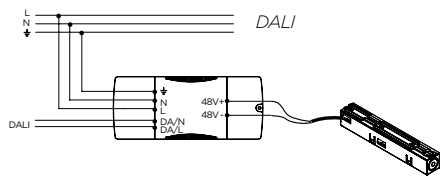
Mounting systems		
715901640	Bracket+Cable of suspension L=200cm - white	27€
715901650	Bracket+Cable of suspension L=200cm - black	27€

Independent accessories		
715900640	End cap side with screws white	8€
715900650	End cap side with screws black	8€

TRACK 48 TUBE

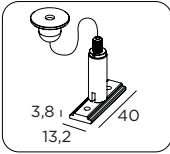


Remote driver 48V.
Maximum length from
power supply to the last
lighting fixture L = 30m.



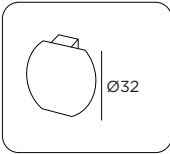
Component for the primary
electrical connection (e.g. of the
track with the driver).
Includes an end plug.

TRACK 48 TUBE mounting systems



Kit composed of a hanger, a “griplock”
and a stiff bracket for a fast suspended
installation of the “Tube” track. Hanger
length: 2 m.

TRACK 48 TUBE Accessories



End termination plug. It is provided
with a hollow for the cables passage
from a channel to the other.
Plastic made, snap-on mounting.

Driver ON-OFF						
	LxPxh	Power	Voltage	Frequency		
9D 48V 030 AL	125x38x23	max 30W	220/240V	0/50/60Hz	33€	
9D 48V 070 TC	225x60x36	max 70W	220/240V	50/60Hz	74€	
9D 48V 075 AL	280x41x29	max 75W	220/240V	0/50/60Hz	67€	
9D 48V 075 TR	235x100x31	max 75W	220/240V	0/50/60Hz	148€	
9D 48V 150 TC	240x60x49	max 150W	220/240V	50/60Hz	124€	
9D 48V 150 TR	235x100x31	max 150W	220/240V	0/50/60Hz	203€	
9D 48V 150 AL	280x41x29	max 150W	220/240V	0/50/60Hz	86€	

Driver DALI/PUSH						
	LxPxh	Power	Voltage	Frequency		
9D 48V 075 DD TR	235x100x31	max 70W	220/240V	0/50/60Hz	194€	
9D 48V 150 DD TR	235x100x31	max 150W	220/240V	0/50/60Hz	243€	

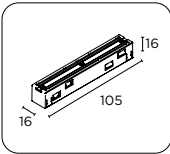
The **connection diagram of the 48V system** is shown alongside.
There is no need to respect the polarity for the connections of the secondary on
board the **Feeder head (715 90 04 50)**.

End feeder + End cap side				
Finish				
715 90 04	40	○	white	31€
	50	●	black	

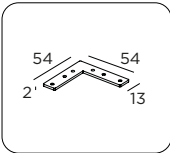
Suspension cable with spring L=2m				
Finish				
715 90 16	40	○	white	27€
	50	●	black	

End cap side				
Finish				
715 90 06	40	○	white	8€
	50	●	black	

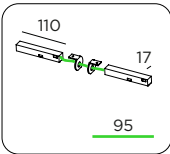
TRACK 48 TUBE connectors



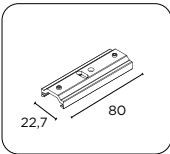
Concealed connector without
feeder.



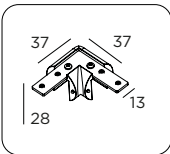
Mechanical straight angle junction,
with fixing grub screws.



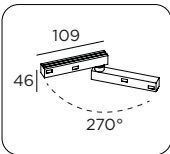
Electrical connection between “TUBE”
shaped tracks, supplied with double
plug and cablings. It connects only two
lines of contiguous tracks by free wiring.



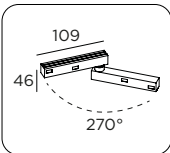
Mechanical coupler.



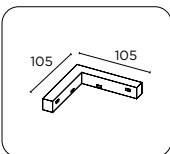
Stiff mechanical joint for 90°
couplings of TUBE shaped track.
Complete with internal metal
bracket.



Mechanical and electrical connection.
Only to overlap a TWIN track. It can
slide along the channels and permits
to change the angle between the joint
tracks up to 270°.



Mechanical connection. Only to overlap
a TWIN track. It can slide along the
channels and permits to change the
angle between the joint tracks up to
270°.



Component for electrically connect
tracks on 90° angles.
To be combined with the
mechanical 90° joint.



Linear connector				
Finish				
712 90 08	40	○	white	26€
	50	●	black	

"L" straight connector aluminum				
Finish				
715 90 26	40	○	white	14€
	50	●	black	

Single flexible electrical connector				
Finish				
715 90 11	40	○	white	85€
	50	●	black	

Mechanical coupler				
Finish				
711 81 17	40	○	white	10€
	50	●	black	

Mechanical 90° joint				
Finish				
715 90 25	40	○	white	39€
	50	●	black	

Electrical connection for overlapping tracks				
Finish				
714 90 13	40	○	white	80€
	50	●	black	

Mechanical connection for overlapping tracks				
Finish				
714 90 29	40	○	white	80€
	50	●	black	

Stiff electrical joint				
Finish				
712 90 09	40	○	white	67€
	50	●	black	

SPOT 48 REVO



SPOT 48 REVO



LED Projectors for Track 48, Track 48 evo, Track 48 tube, Track 48 twin.

Equipped with COB high density LED sources with high color rendering and with brand-new PMMA Cross-Dark optical units for the highest visual comfort and beam uniformity.

Spot 48 Revo is available in two diameters and in two powers and it guarantees beam homogeneity and beam definition at a museum quality level.

Characterized by UGR factors always below 10, Spot 48 Revo, by means of its several accessories, becomes totally invisible and perfect where the light quality and its total control influence the project good outcome.

Completely manufactured in Italy, by numerical control machining, it has a full aluminum made body, powder painted with scratch resistant coatings.

Its body is able to provide a perfect heat dissipation as to conform to the L80B10 at 100.000 hours curve, the Mini version, and to the curve at 80.000 hours the Small version.

Spot 48 Revo / Mini / Spot			3000 K / Ra 95	
m	Ø	Lux	24°	Glaring -
1	0.42	1586		UGR 7.2
2	0.84	397		Colour deviation 3 SDCM
3	1.27	176		Fixture power 4.7 W
4	1.69	99		Fixture flux 319.0 lm
5	2.11	63		Fixture efficacy 68 lm/W
			IMax 1586 cd	LED values 4.0 W 460.0 lm

Spot 48 Revo / Mini / Narrow			3000 K / Ra 95	
m	Ø	Lux	17°	Glaring -
1	0.31	2601		UGR 5.2
2	0.61	650		Colour deviation 3 SDCM
3	0.92	289		Fixture power 4.7 W
4	1.22	163		Fixture flux 316.0 lm
5	1.53	104		Fixture efficacy 67 lm/W
			IMax 2601 cd	LED values 4.0 W 460.0 lm

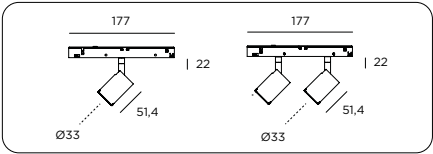
Spot 48 Revo / Mini / Medium			3000 K / Ra 95	
m	Ø	Lux	34°	Glaring -
1	0.62	901		UGR 12.3
2	1.24	225		Colour deviation 3 SDCM
3	1.86	100		Fixture power 4.7 W
4	2.48	56		Fixture flux 334.0 lm
5	3.10	36		Fixture efficacy 71 lm/W
			IMax 901 cd	LED values 4.0 W 460.0 lm

Spot 48 Revo / Small / Spot			3000 K / Ra 95	
m	Ø	Lux	20°	Glaring -
1	0.35	4815		UGR 2.9
2	0.71	1204		Colour deviation 3 SDCM
3	1.06	535		Fixture power 9.6 W
4	1.42	301		Fixture flux 670.0 lm
5	1.77	193		Fixture efficacy 70 lm/W
			IMax 4815 cd	LED values 8.6 W 825.0 lm

Spot 48 Revo / Small / Narrow			3000 K / Ra 95	
m	Ø	Lux	13°	Glaring -
1	0.23	8122		UGR 6.5
2	0.47	2030		Colour deviation 3 SDCM
3	0.70	902		Fixture power 9.6 W
4	0.94	508		Fixture flux 606.0 lm
5	1.17	325		Fixture efficacy 62 lm/W
			IMax 8122 cd	LED values 8.6 W 825.0 lm

Spot 48 Revo / Small / Medium			3000 K / Ra 95	
m	Ø	Lux	30°	Glaring -
1	0.53	2240		UGR 8.6
2	1.06	560		Colour deviation 3 SDCM
3	1.60	249		Fixture power 9.6 W
4	2.13	140		Fixture flux 653.0 lm
5	2.66	90		Fixture efficacy 68 lm/W
			IMax 2240 cd	LED values 8.6 W 825.0 lm

SPOT48 REVO Mini



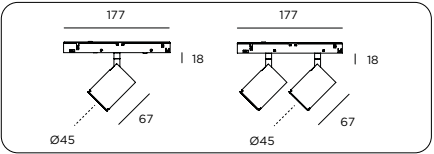
382	SPOT 48 REVO MINI	0€
+		
Versions		
T1	1X 4W	161€
T2	2X 4W	311€
+		
Control		
O	ON-OFF	0€
D	DALI/PUSH	20€
C	Casambi	150€
+		
Finish		
4	Matt white	0€
5	Matt black	0€
9	Concrete grey	0€
C	Copper txt	0€
M	Mud brown	0€
G	Gold txt	0€
+		
Finish adp		
4	Matt white	0€
5	Matt black	0€

CRI-CCT		
52	CRI95 2700K	0€
53	CRI95 3000K	0€
54	CRI95 4000K	0€
72	CRI97 2700K	0€
73	CRI97 3000K	0€
74	CRI97 4000K	0€
+		
Optic		
S	Narrow	0€
M	Spot	0€
F	Medium	0€

Accessories		
N	No Accessory	0€
V	Visor	10€
S	Snoot	15€
E	Elliptical lens	15€
H	Honeycomb louvre	8€

Independent accessories		
9G069	Visor	15€
9G070	Snoot	20€
9G071	Elliptical lens	20€
9G072	Honeycomb grid	10€

SPOT48 REVO Small



383	SPOT48 REVO SMALL	0€
+		
Versions		
T1	1X 8W	204€
T2	2X 8W	332€
+		
Control		
O	ON-OFF	0€
D	DALI/PUSH	20€
C	Casambi	150€
+		
Finish		
4	Matt white	0€
5	Matt black	0€
9	Concrete grey	0€
C	Copper txt	0€
M	Mud brown	0€
G	Gold txt	0€
+		
Finish adp		
4	Matt white	0€
5	Matt black	0€

CRI-CCT		
52	CRI95 2700K	0€
53	CRI95 3000K	0€
54	CRI95 4000K	0€
72	CRI97 2700K	0€
73	CRI97 3000K	0€
74	CRI97 4000K	0€
+		
Optic		
N	Narrow	0€
S	Spot	0€
F	Medium	0€

Accessories		
N	No Accessory	0€
V	Visor	10€
S	Snoot	15€
E	Elliptical lens	15€
H	Honeycomb louvre	8€

Independent accessories		
9G073	Visor	25€
9G074	Snoot	35€
9G075	Elliptical lens	25€
9G076	Honeycomb grid	12€

SPOT 48 REVO MINI accessories

Snap-on accessory for the partial and directional reduction of the eventual glare. Can rotate of 360°. Replaces the ring supplied as standard.

Elliptical secondary lens. This holographic film must be put onto the primary optic to transform the beam in a elliptical beam. Various ellipses can be obtained depending on the chosen combinations. The lens can be rotated. Replaces the ring supplied as standard.

Cylindrical accessory for the omnidirectional reduction of the eventual glare. Snap-on mounting. Replaces the ring supplied as standard.

Antiglare honeycomb element. It can be snapped on the rear side of the projector standard ring.

Visor		
9G 069		15€
Elliptical lens		
9G 071		20€
Snoot		
9G 070		20€
Honeycomb		
9G 072		10€

SPOT 48 REVO SMALL accessories

Snap-on accessory for the partial and directional reduction of the eventual glare. Can rotate of 360°. Replaces the ring supplied as standard.

Elliptical secondary lens. This holographic film must be put onto the primary optic to transform the beam in a elliptical beam. Various ellipses can be obtained depending on the chosen combinations. The lens can be rotated. Replaces the ring supplied as standard.

Cylindrical accessory for the omnidirectional reduction of the eventual glare. Snap-on mounting. Replaces the ring supplied as standard.

Antiglare honeycomb element. It can be snapped on the rear side of the projector standard ring.

Visor		
9G 073		25€
Elliptical lens		
9G 075		25€
Snoot		
9G 074		35€
Honeycomb		
9G 076		12€





Linear LED lighting unit for the Track 48 system. To be flush installed into the track for indirect or direct lighting, it provides a soft light diffusion with a cross beam of about 120°.

The connection terminal is on one end, the other end is free and emitting light. It is available in a range of different powers and lengths, dimmable or on-off versions.

Its typical uniform and continuous emission can be refined by an additive opaline screen, in order to maximize the diffusion, or by a microprismatic screen to control the luminance when in direct lighting.

Speedy / 830			3000 K / Ra 85		
m	Ø	Lux	114°	Glaring	-
1	3.06	243		UGR	26.6
2	6.12	61		Colour deviation	3 SDCM
3	9.18	27		Fixture power	10.6 W
4	12.24	15		Fixture flux	697.0 lm
5	15.30	10		Fixture efficacy	66 lm/W
			IMax 243 cd		

Speedy / 830 / Microprismatic Dif.			3000 K / Ra 85		
m	Ø	Lux	80°	Glaring	-
1	1.67	332		UGR	20.8
2	3.34	83		Colour deviation	3 SDCM
3	5.01	37		Fixture power	10.6 W
4	6.68	21		Fixture flux	589.0 lm
5	8.35	13		Fixture efficacy	53 lm/W
			IMax 332 cd		

Speedy / 830 / Opal Dif.			3000 K / Ra 85		
m	Ø	Lux	97°	Glaring	-
1	2.26	233		UGR	25.0
2	4.53	58		Colour deviation	3 SDCM
3	6.79	26		Fixture power	10.6 W
4	9.06	15		Fixture flux	567.0 lm
5	11.32	9		Fixture efficacy	53 lm/W
			IMax 233 cd		

Speedy / 1500			3000 K / Ra 85		
m	Ø	Lux	114°	Glaring	-
1	3.06	403		UGR	26.6
2	6.12	101		Colour deviation	3 SDCM
3	9.18	45		Fixture power	14.0 W
4	12.24	25		Fixture flux	1152.0 lm
5	15.30	16		Fixture efficacy	82 lm/W
			IMax 403 cd		

Speedy / 1500 / Microprismatic Dif.			3000 K / Ra 85		
m	Ø	Lux	80°	Glaring	-
1	1.67	549		UGR	20.8
2	3.34	137		Colour deviation	3 SDCM
3	5.01	61		Fixture power	14.0 W
4	6.68	34		Fixture flux	941.0 lm
5	8.35	22		Fixture efficacy	67 lm/W
			IMax 549 cd		

Speedy / 1500 / Opal Dif.			3000 K / Ra 85		
m	Ø	Lux	97°	Glaring	-
1	2.26	386		UGR	25.0
2	4.53	97		Colour deviation	3 SDCM
3	6.79	43		Fixture power	14.0 W
4	9.06	24		Fixture flux	938.0 lm
5	11.32	15		Fixture efficacy	67 lm/W
			IMax 386 cd		

Speedy / 1800			3000 K / Ra 85		
m	Ø	Lux	114°	Glaring	-
1	3.06	498		UGR	26.6
2	6.12	124		Colour deviation	3 SDCM
3	9.18	55		Fixture power	18.2 W
4	12.24	31		Fixture flux	1424.0 lm
5	15.30	20		Fixture efficacy	78 lm/W
			IMax 498 cd		

Speedy / 1800 / Microprismatic Dif.			3000 K / Ra 85		
m	Ø	Lux	80°	Glaring	-
1	1.67	678		UGR	20.8
2	3.34	170		Colour deviation	3 SDCM
3	5.01	75		Fixture power	18.2 W
4	6.68	42		Fixture flux	1163.0 lm
5	8.35	27		Fixture efficacy	63 lm/W
			IMax 678 cd		

Speedy / 1800 / Opal Dif.			3000 K / Ra 85		
m	Ø	Lux	97°	Glaring	-
1	2.26	477		UGR	25.0
2	4.53	119		Colour deviation	3 SDCM
3	6.79	53		Fixture power	18.2 W
4	9.06	30		Fixture flux	1160.0 lm
5	11.32	19		Fixture efficacy	64 lm/W
			IMax 477 cd		

Speedy / 1830			3000 K / Ra 85		
m	Ø	Lux	114°	Glaring	-
1	3.06	559		UGR	26.6
2	6.12	140		Colour deviation	3 SDCM
3	9.18	62		Fixture power	23.2 W
4	12.24	35		Fixture flux	1602.0 lm
5	15.30	22		Fixture efficacy	69 lm/W
			IMax 559 cd		

Speedy / 1830 / Microprismatic Dif.			3000 K / Ra 85		
m	Ø	Lux	80°	Glaring	-
1	1.67	762		UGR	20.8
2	3.34	190		Colour deviation	3 SDCM
3	5.01	85		Fixture power	23.2 W
4	6.68	48		Fixture flux	1307.0 lm
5	8.35	30		Fixture efficacy	56 lm/W
			IMax 762 cd		

Speedy / 1830 / Opal Dif.			3000 K / Ra 85		
m	Ø	Lux	97°	Glaring	-
1	2.26	536		UGR	25.0
2	4.53	134		Colour deviation	3 SDCM
3	6.79	60		Fixture power	23.2 W
4	9.06	34		Fixture flux	1303.0 lm
5	11.32	21		Fixture efficacy	56 lm/W
			IMax 536 cd		

Speedy / 2700			3000 K / Ra 85		
m	Ø	Lux	114°	Glaring	-
1	3.06	783		UGR	26.6
2	6.12	196		Colour deviation	3 SDCM
3	9.18	87		Fixture power	28.8 W
4	12.24	49		Fixture flux	2240.0 lm
5	15.30	31		Fixture efficacy	78 lm/W
			IMax 783 cd		

Speedy / 2700 / Microprismatic Dif.			3000 K / Ra 85		
m	Ø	Lux	80°	Glaring	-
1	1.67	1067		UGR	20.8
2	3.34	267		Colour deviation	3 SDCM
3	5.01	119		Fixture power	28.8 W
4	6.68	67		Fixture flux	1830.0 lm
5	8.35	43		Fixture efficacy	63 lm/W
			IMax 1067 cd		

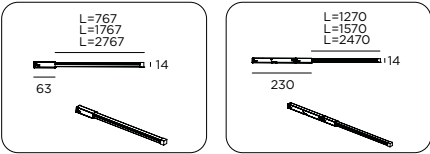
Speedy / 2700 / Opal Dif.			3000 K / Ra 85		
m	Ø	Lux	97°	Glaring	-
1	2.26	751		UGR	25.0
2	4.53	188		Colour deviation	3 SDCM
3	6.79	83		Fixture power	28.8 W
4	9.06	47		Fixture flux	1825.0 lm
5	11.32	30		Fixture efficacy	63 lm/W
			IMax 751 cd		

Speedy / 2830			3000 K / Ra 85		
m	Ø	Lux	114°	Glaring	-
1	3.06	874		UGR	26.6
2	6.12	218		Colour deviation	3 SDCM
3	9.18	97		Fixture power	37.0 W
4	12.24	55		Fixture flux	2506.0 lm
5	15.30	35		Fixture efficacy	68 lm/W
			IMax 874 cd		

Speedy / 2830 / Microprismatic Dif.			3000 K / Ra 85		
m	Ø	Lux	80°	Glaring	-
1	1.67	1192		UGR	20.8
2	3.34	298		Colour deviation	3 SDCM
3	5.01	132		Fixture power	37.0 W
4	6.68	75		Fixture flux	2045.0 lm
5	8.35	48		Fixture efficacy	55 lm/W
			IMax 1192 cd		

Speedy / 2830 / Opal Dif.			3000 K / Ra 85		
m	Ø	Lux	97°	Glaring	-
1	2.26	840		UGR	25.0
2	4.53	210		Colour deviation	3 SDCM
3	6.79	93		Fixture power	37.0 W
4	9.06	52		Fixture flux	2040.0 lm
5	11.32	34		Fixture efficacy	55 lm/W
			IMax 840 cd		


SPEEDY



716	SPEEDY	0€
+		
Versions		
7050	830mm - 12W - ON-OFF	102€
7165	1800mm - 18,5W - DALI	244€
7250	1830mm - 24W - ON-OFF	161€
7365	2700mm - 29W - DALI	296€
7450	2830mm - 37W - ON-OFF	213€
7565	1500mm - 15W - DALI	218€
+		
Luminaire body colour		
40	White	0€
50	Black	0€
+		
CRI-CCT		
/8527	CRI85 2700K	0€
-	CRI85 3000K	0€
/8540	CRI85 4000K	0€

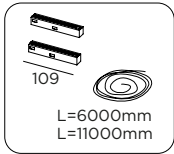
Accessories		
9G077/077	Diffuser Opal L=767	11€
9G078/077	Diffuser microprismatic L=767	11€
9G077/127	Diffuser Opal L=1270	16€
9G078/127	Microprismatic diffuser L=1270	16€
9G077/157	Diffuser Opal L=1570	20€
9G078/157	Microprismatic diffuser L=1570	20€
9G077/177	Diffuser Opal L=1767	23€
9G078/177	Microprismatic diffuser L=1767	23€
9G077/247	Diffuser Opal L=2470	27€
9G078/247	Microprismatic diffuser L=2470	27€
9G077/277	Diffuser Opal L=2767	30€
9G078/277	Microprismatic diffuser L=2767	30€

Cables		
716900040	Through cables L=6MT Adapter white	106€
716900050	Through cables L=6MT Adapter black	106€
716910040	Through cables L=11MT Adapter white	150€
716910050	Through cables L=11MT Adapter black	150€



Opal diffuser or microprismatic

SPEEDY accessories



Two-conductor by-pass wiring available in two lengths 6m or 11m. to be used in conjunction with the Speedy, if it is not possible to obtain electrical continuity between two contiguous tracks.

Diffuser				
Finish		Lenght		
9GO	77 opal	/077	767mm	for SPEEDY L=830mm 11€
	78 microprismatic	/127	1270mm	for SPEEDY L=1500mm 16€
		/157	1570mm	for SPEEDY L=1800mm 20€
		/177	1767mm	for SPEEDY L=1830mm 23€
		/247	2470mm	for SPEEDY L=2700mm 27€
		/277	2767mm	for SPEEDY L=2830mm 30€

By-pass*				
Finish		Kg		Finish
716	90 00 L= 6m	0,45	40	○ white 106€
	91 00 L= 11m	0,75	50	● black 150€

* Power supply only for V+/V- line.

R2 48 REWALL



R2 48 REWALL



LED projector with asymmetrical wall-washer optic. With diameter 84 mm and manufactured from die-cast aluminum, it is equipped with antiluminance louver designed not to interfere in any way on the light beam and it is shaped to provide optimal performances.

Available in two powers 13 W and 26 W, it is always dimmable by the on-board potentiometer or by DALI and Casambi protocols.

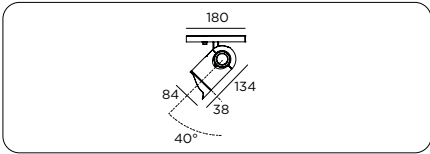
To be installed with an inclination of 40 ° on the vertical as indicated on the graduated rotor and with interdistances determined by the dimensional relationships of the environment.

Its effective and innovative polycarbonate lens guarantees a 70% lighting homogeneity, with efficiency higher than 85 lm/W and a performance maintenance longer than 100.000 hours, according to the curve L80B10.

R2 REwall, thanks to its flexibility and to its power can light walls up to 6 meters of height, with a soft and well distributed light. It can also be used for indirect lighting as a ceilingwasher, because of the possibility to rotate the lens.

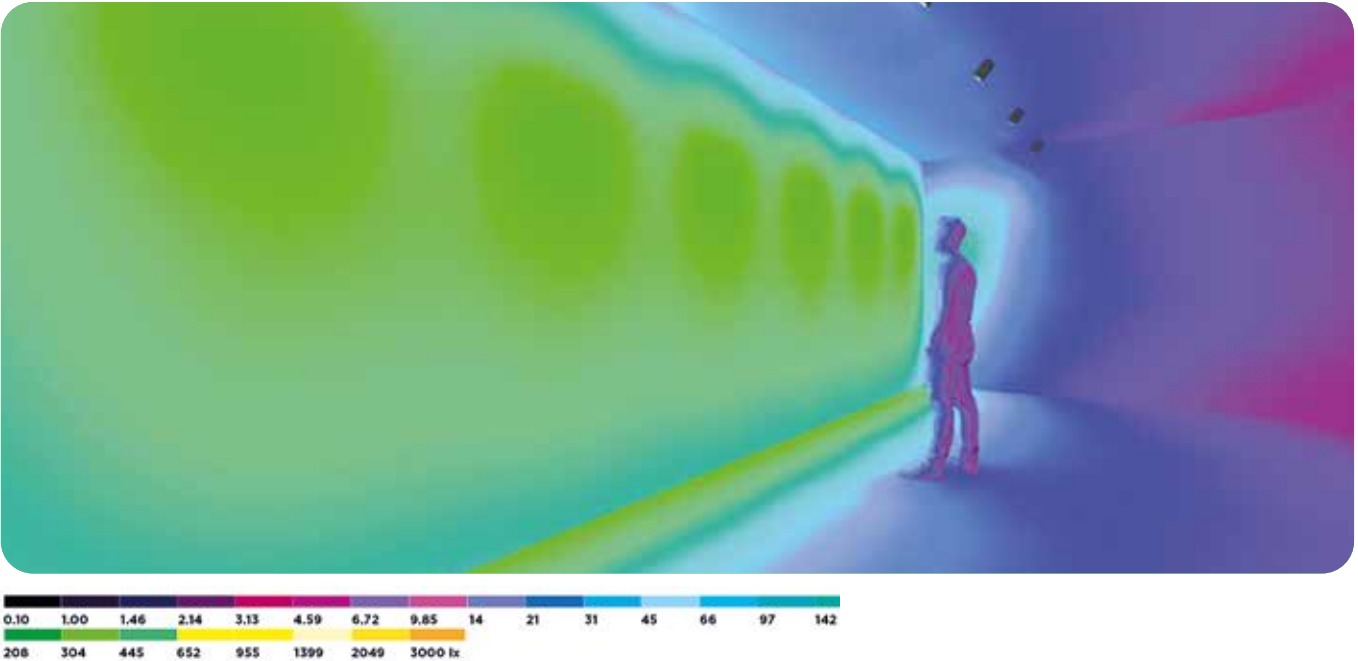
R2 48 Rewall / 13W		3000 K / Ra 95
	Glaring	-
	UGR	10.9
	Colour deviation	3 SDCM
	Fixture power	14.5 W
	Fixture flux	1081.0 lm
	Fixture efficacy	74 lm/W
	LED values	12.3 W 1405.0 lm
R2 48 Rewall / 26W		3000 K / Ra 95
	Glaring	-
	UGR	13.0
	Colour deviation	3 SDCM
	Fixture power	26.7 W
	Fixture flux	1929.0 lm
	Fixture efficacy	72 lm/W
	LED values	23.8 W 3203.0 lm

R2 48 REWall



615	R2 48 Wallwasher	306€
+		
Versions		
T4	13W	0€
T5	26W	0€
+		
Control		
D	DALI/PUSH	0€
P	Potentiometer	0€
+		
Finish		
BB	Black txt	0€
99	Concrete grey	0€
WW	White txt	0€

Finish Adapter		
4	Matt white	0€
5	Matt black	0€
+		
CRI-CCT		
B3	CRi85 3000K	0€
52	CRi95 2700K	0€
53	CRi95 3000K	0€
54	CRi95 4000K	0€





Unique 3-piece die-cast construction_ design including a passing ventilation chamber_

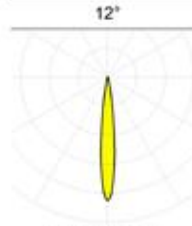
Innovative 48V LED spotlight design including a passing ventilation chamber that allows for a substantial reduction in operating temperature and therefore a reduction in luminaire size with a lumen output of up to 3565lm (nom.).

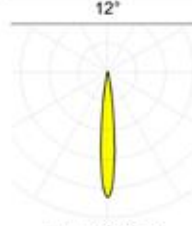
Unique 3-piece die-cast construction and 48V Track adapter make this a truly discreet approach to Track lighting. For use with Track 48 and Track 48 EVO (surface, suspended and trimless).

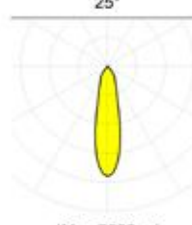
Available in nominal 12W (1735lm), 18W (2340lm) and 25W (3565lm) in 2700K, 3000K and 4000K in CRI95 and 3000K in CRI85. Lumen maintenance of 100,000 hrs at L80 B10. The optical assembly for the 12W and 18W version includes a PMMA lens, available in three beam angles: Spot 12°, Medium 35° and Wide 55°. The 25W version is fitted with a highly efficient aluminium reflector and holder made from ULTEM, a specific plastic material that can withstand high temperatures. Reflector beam angles include Spot 21°, Medium 36° and Wide 56°. An optional coloured ring made from translucent PMMA can be added to the optics assembly. This ring can be fitted in two positions: Completely inside the projector body or half-way outside of the body, so the light catches the translucent coloured ring. Ingress protection of IP20. Class III luminaire fitted with ON/ OFF or DALI/PUSH Track adapter available in black and white.

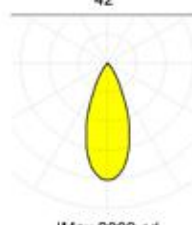
This projector offers a unique freedom of combining colours by choosing finish options for the luminaire body, ventilation chamber


and arm, Track adaptor and coloured ring. Housing finishes include matt white textured, matt black textured and concrete grey while ventilation chamber and arm finishes include an additional ocean blue, matt orange and matt green (powder coated). Coloured rings made from PMMA are available in translucent orange, ocean blue, green or ant glare matt black. Other accessories include a honeycomb louvre, satin diffuser and new ZOOM optical accessory, for beam adjustment between 9° and 26°.

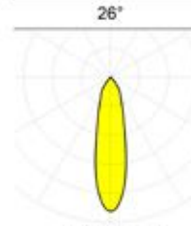
R2 48 / Spot / 12W			3000 K / Ra 95	
m	Ø	Lux	12°	Glaring
1	0.22	12742		UGR 11.1
2	0.43	3186		Colour deviation 3 SDCM
3	0.65	1416		Fixture power 14.5 W
4	0.87	796		Fixture flux 899.0 lm
5	1.08	510		Fixture efficacy 62 lm/W
			IMax 12742 cd	LED values 12.3 W 1405.0 lm

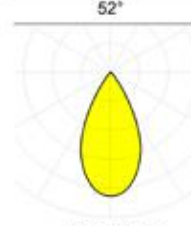
R2 48 / Spot / 18W			3000 K / Ra 95	
m	Ø	Lux	12°	Glaring
1	0.22	17235		UGR 12.1
2	0.43	4309		Colour deviation 3 SDCM
3	0.65	1915		Fixture power 21.4 W
4	0.87	1077		Fixture flux 1216.0 lm
5	1.08	689		Fixture efficacy 57 lm/W
			IMax 17235 cd	LED values 18.1 W 1900.0 lm


R2 48 / Spot / 25W			3000 K / Ra 95	
m	Ø	Lux	25°	Glaring
1	0.44	7552		UGR 20.8
2	0.89	1888		Colour deviation 3 SDCM
3	1.33	839		Fixture power 29.0 W
4	1.78	472		Fixture flux 2530.0 lm
5	2.22	302		Fixture efficacy 87 lm/W
			IMax 7552 cd	LED values 24.6 W 3203.0 lm

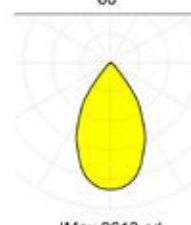
R2 48 / Medium / 12W			3000 K / Ra 95	
m	Ø	Lux	42°	Glaring
1	0.76	2009		UGR 15.8
2	1.53	502		Colour deviation 3 SDCM
3	2.29	223		Fixture power 14.5 W
4	3.06	126		Fixture flux 1088.0 lm
5	3.82	80		Fixture efficacy 74 lm/W
			IMax 2009 cd	LED values 12.3 W 1405.0 lm

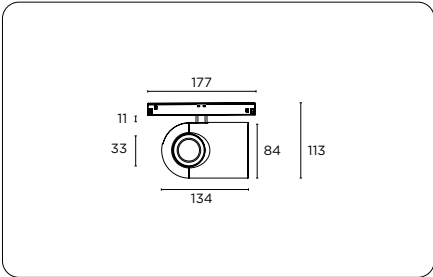
R2 48 / Medium / 18W			3000 K / Ra 95	
m	Ø	Lux	42°	Glaring
1	0.76	2717		UGR 16.9
2	1.53	679		Colour deviation 3 SDCM
3	2.29	302		Fixture power 21.4 W
4	3.06	170		Fixture flux 1444.0 lm
5	3.82	109		Fixture efficacy 67 lm/W
			IMax 2717 cd	LED values 18.1 W 1900.0 lm

R2 48 / Medium / 25W			3000 K / Ra 95	
m	Ø	Lux	26°	Glaring
1	0.45	6925		UGR 20.8
2	0.91	1731		Colour deviation 3 SDCM
3	1.36	769		Fixture power 29.0 W
4	1.82	433		Fixture flux 2498.0 lm
5	2.27	277		Fixture efficacy 86 lm/W
			IMax 6925 cd	LED values 24.6 W 3203.0 lm

R2 48 / Wide / 12W			3000 K / Ra 95	
m	Ø	Lux	52°	Glaring
1	0.97	1705		UGR 17.3
2	1.95	426		Colour deviation 3 SDCM
3	2.92	189		Fixture power 14.5 W
4	3.89	107		Fixture flux 1194.0 lm
5	4.87	68		Fixture efficacy 82 lm/W
			IMax 1705 cd	LED values 12.3 W 1405.0 lm

R2 48 / Wide / 18W			3000 K / Ra 95	
m	Ø	Lux	52°	Glaring
1	0.97	2307		UGR 18.4
2	1.95	577		Colour deviation 3 SDCM
3	2.92	256		Fixture power 21.4 W
4	3.89	144		Fixture flux 1615.0 lm
5	4.87	92		Fixture efficacy 75 lm/W
			IMax 2307 cd	LED values 18.1 W 1900.0 lm

R2 48 / Wide / 25W			3000 K / Ra 95	
m	Ø	Lux	60°	Glaring
1	1.15	2613		UGR 23.5
2	2.29	653		Colour deviation 3 SDCM
3	3.44	290		Fixture power 29.0 W
4	4.58	163		Fixture flux 2466.0 lm
5	5.73	105		Fixture efficacy 85 lm/W
			IMax 2613 cd	LED values 24.6 W 3203.0 lm



615	R2 48	191€
+		
Versions		
T0	12W	0€
T1	18W	10€
T2	25W	20€
+		
Control		
O	ON-OFF	0€
D	DALI/PUSH	20€
+		
Finish		
BB	Matt black txt	0€
99	Concrete grey	0€
WW	Matt white txt	0€
+		
Colore Adapter		
4	Matt white	0€
5	Matt black	0€
+		
CRI-CCT		
B3	CRI85 3000K	0€
52	CRI95 2700K	0€
53	CRI95 3000K	0€
54	CRI95 4000K	0€
+		
Optics		
9Q320	Optics - PMMA per 12/18W	16€
9Q321	Optics - Aluminum per 25W	14€
Optics for 12W e 18W		
/S	Spot	0€
/M	Medium	0€
/W	Wide	0€
Optics for 25W		
/S	Spot	0€
/M	Medium	0€
/W	Wide	0€

Decorative ring		
6159000	Decorative ring	10€
+		
Ring finish		
T0	Neutral	0€
T1	Orange	0€
T2	Green	0€
T6	Ocean blue	0€
52	Matt black	0€
92	Concrete grey	0€

Independent accessories		
9Q31952	Optical zoom	173€
9G037	Honeycomb louvre	24€
9G038	Satin diffuser	18€

R2 48 optics



Optics - PMMA



Optics - Aluminum



Optic Versions R2 12/18W

Versions		Optic		16€
9Q3 20	12/18W	/S	Spot	
		/M	Medium	
		/W	Wide	

Optic Versions R2 25W

Versions		Optic		14€
9Q3 21	25W	/S	Spot	
		/M	Medium	
		/W	Wide	

R2 48 accessories

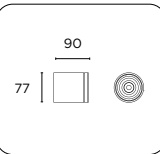


Decorative ring in colored PMMA. The colored versions are translucent, the black version is opaque.



Ring

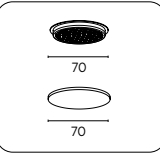
Finish		10€
615 90 00	T0 neutral	
	T1 orange fire	
	T2 green	
	T6 ocean blue	
	52 black	



The optical zoom is an accessory with which you can continuously adjust the beam from 9° to 26°. **Optic assembly and its coloured ring should not be ordered with this accessory.**

Zoom

9Q 319 52	173€
-----------	------

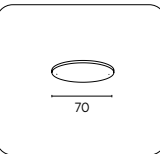


The honeycomb grid is an accessory used for the Secondary Louvre effect. It reduces the luminous flux by 20%. **The honeycomb louvre needs to be ordered together with the decorative ring.**



Honeycomb louvre

9G 037	24€
--------	-----



The satin diffuser increases the diffusion of the luminous flux by widening and softening the beam of light. **The honeycomb louvre needs to be ordered together with the decorative ring.**



Satin diffuser

9G 038	18€
--------	-----

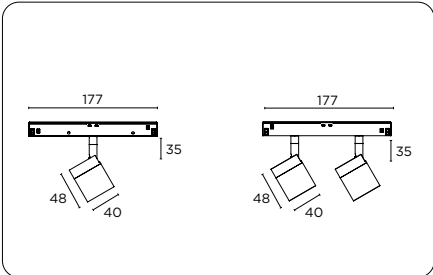


SPOT 48



Spot 48 features one or two adjustable LED spots for the use on trimless pendant/ceiling Track 48 system. LED spots can be adjusted 350° horizontally and +/-90° vertically. Finishes include matte white, matte black and concrete grey. Each spot needs to be completed with the desired optics assembly including cloured ring (to be ordered separately). ON-OFF or DALI/ PUSH dimming versions available. Lumen maintenance of 100.000 hrs at L80B10.

SPOT 48



353	SPOT 48	0€
+		
Versions		
T1	1X 6W	182€
T2	2X 6W	303€
+		
Control		
50	ON-OFF	0€
65	DALI/PUSH	20€
+		
Finish		
42	Matt white	0€
52	Matt black	0€
92	Concrete grey	0€
+		
CRI-CCT		
-	CRI85 3000K	0€
/9527	CRI95 2700K	0€
/9530	CRI95 3000K	0€
/9540	CRI95 4000K	0€
+		
Decorative ring		
3539050	Decorative ring	16€

Ring color		
1M	Brick red	0€
10	Lacquered red	0€
17	Matt orange	0€
20	Spring green	0€
33	Corn yellow	0€
42	Matt white	0€
52	Matt black	0€
92	Concrete grey	0€
+		
Optics		
/M	Medium	0€
/L	Large	0€
/W	Wide	0€

Independent accessories		
9Q31752	Optic Narrow 10°	78€
9G049	Cut-off	21€
9G048	Visor	27€
9G023	Honeycomb louvre	18€
9G024	Satin diffuser	12€

Spot 48 / Medium			3000 K / Ra 95		
m	Ø	Lux	21°	Glaring	-
1	0.38	2474		UGR	17.1
2	0.75	619		Colour deviation	3 SDCM
3	1.13	275		Fixture power	7.5 W
4	1.50	155		Fixture flux	604.0 lm
5	1.88	99		Fixture efficacy	81 lm/W
			IMax 2474 cd	LED values	5.9 W 800.0 lm

Spot 48 / Large			3000 K / Ra 95		
m	Ø	Lux	30°	Glaring	-
1	0.54	1440		UGR	17.5
2	1.09	360		Colour deviation	3 SDCM
3	1.63	160		Fixture power	7.5 W
4	2.17	90		Fixture flux	601.0 lm
5	2.71	58		Fixture efficacy	80 lm/W
			IMax 1440 cd	LED values	5.9 W 800.0 lm

Spot 48 / Wide			3000 K / Ra 95		
m	Ø	Lux	59°	Glaring	-
1	1.14	511		UGR	21.6
2	2.27	128		Colour deviation	3 SDCM
3	3.41	57		Fixture power	7.5 W
4	4.54	32		Fixture flux	521.0 lm
5	5.68	20		Fixture efficacy	69 lm/W
			IMax 511 cd	LED values	5.9 W 800.0 lm

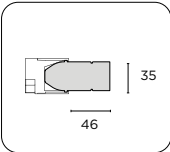
SPOT 48 optic



Optics with rings

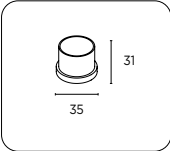
Ring - Optic				
Ring finish		Optic		16€
353 90 50	1M	Brick red	/M Medium	
	10	Lacquered red	/L Large	
	17	Matt orange	/W Wide	
	20	Spring green		
	33	Corn yellow		
	42	Matt white		
	52	Matt black		
	64	Baby blue		
	92	Concrete grey		

SPOT 48 accessories



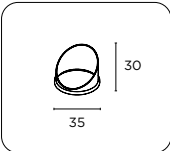
With the Narrow optic it is possible to obtain a 10° narrow beam. **Optic assembly and its coloured ring should not be ordered with this accessory.**

Optic Narrow	
9Q 317 52	78€



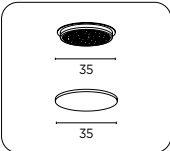
Thanks to this accessory it is possible to obtain a narrow and sharp beam, with a greater contrast between the illuminated and non illuminated area.

Cut-Off	
9G 049	21€



Thanks to this accessory it is possible to obtain an asymmetrically narrower and sharper beam with a greater contrast between the illuminated and non-illuminated area.

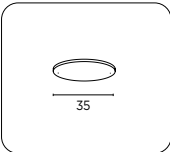
Visor	
9G 048	27€



The honeycomb louvre is an accessory used for the Secondary Louvre effect. It reduces the luminous flux by 20%.



Honeycomb louvre	
9G 023	18€




The satin diffuser increases the diffusion of the luminous flux by widening and softening the beam of light.



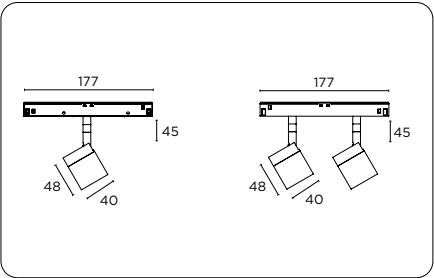
Satin diffuser	
9G 024	12€

SPOT 48-RT



Features one or two adjustable LED spots for the use on rear recessed Track 48-RT system. LED spots can be adjusted 350° horizontally and +/-90° vertically. Finishes include matte white, matte black and concrete grey. Each spot needs to be completed with the desired optics assembly including cloured ring (to be ordered separately). ON-OFF or DALI/PUSH dimming versions available. Lumen maintenance of 100.000 hrs at L80B10.

SPOT 48 - RT



353	SPOT 48 - RT	0€
+		
Versions		
T3	1X 6W	182€
T4	2X 6W	303€
+		
Control		
50	ON-OFF	0€
65	DALI/PUSH	20€
+		
Finish		
42	Matt white	0€
52	Matt black	0€
92	Concrete grey	0€
+		
CRI-CCT		
-	CRI85 3000K	0€
/9527	CRI95 2700K	0€
/9530	CRI95 3000K	0€
/9540	CRI95 4000K	0€
+		

Decorative ring		
3539050	Decorative ring	16€
+		
Ring finish		
1M	Brick red	0€
10	Lacquered red	0€
17	Matt orange	0€
20	Spring green	0€
33	Corn yellow	0€
42	Matt white	0€
52	Matt black	0€
92	Concrete grey	0€
+		
Optics		
/M	Medium	0€
/L	Large	0€
/W	Wide	0€

Independent accessories		
9Q31752	Optic Narrow	78€
9G049	Cut-off	21€
9G048	Visor	27€
9G023	Honeycomb louvre	18€
9G024	Satin diffuser	12€

R2 48-RT / Medium			3000 K / Ra 95		
m	Ø	Lux	21°	Glaring	-
1	0.38	2474		UGR	17.1
2	0.75	619		Colour deviation	3 SDCM
3	1.13	275		Fixture power	7.5 W
4	1.50	155		Fixture flux	604.0 lm
5	1.88	99		Fixture efficacy	81 lm/W
			IMax 2474 cd	LED values	5.9 W 800.0 lm

R2 48-RT / Large			3000 K / Ra 95		
m	Ø	Lux	30°	Glaring	-
1	0.54	1440		UGR	17.5
2	1.09	360		Colour deviation	3 SDCM
3	1.63	160		Fixture power	7.5 W
4	2.17	90		Fixture flux	601.0 lm
5	2.71	58		Fixture efficacy	80 lm/W
			IMax 1440 cd	LED values	5.9 W 800.0 lm

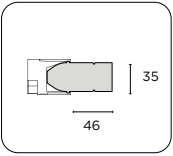
R2 48-RT / Wide			3000 K / Ra 95		
m	Ø	Lux	59°	Glaring	-
1	1.14	511		UGR	21.6
2	2.27	128		Colour deviation	3 SDCM
3	3.41	57		Fixture power	7.5 W
4	4.54	32		Fixture flux	521.0 lm
5	5.68	20		Fixture efficacy	69 lm/W
			IMax 511 cd	LED values	5.9 W 800.0 lm



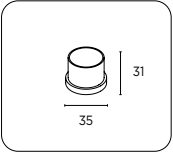
Optics with rings

Ring - Optic				
Ring finish		Optic		16€
353 90 50	1M	Brick red	/M Medium	
	10	Lacquered red	/L Large	
	17	Matt orange	/W Wide	
	20	Spring green		
	33	Corn yellow		
	42	Matt white		
	52	Matt black		
	64	Baby blue		
	92	Concrete grey		

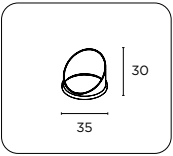
SPOT 48-RT accessories



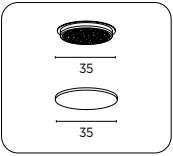
With the Narrow optic it is possible to obtain a 10° narrow beam.
Optic assembly and its coloured ring should not be ordered with this accessory.



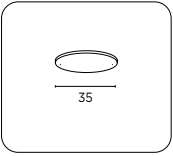
Thanks to this accessory it is possible to obtain a narrow and sharp beam, with a greater contrast between the illuminated and non illuminated area.



Thanks to this accessory it is possible to obtain an asymmetrically narrower and sharper beam with a greater contrast between the illuminated and non-illuminated area.



The honeycomb grid is an accessory used for the Secondary Louvre effect. It reduces the luminous flux by 20%.



The satin diffuser increases the diffusion of the luminous flux by widening and softening the beam of light.



Optic Narrow	
9Q 317 52	78€

Cut-Off	
9G 049	21€

Visor	
9G 048	27€

Honeycomb louvre	
9G 023	18€

Satin diffuser	
9G 024	12€

SPOT MICRO 48



SYSTEM



LED projector for Track 48_
high efficiency COB LED source application_

LED Projector for Track 48 surface, suspended and ceiling mounted application, manufactured from die-cast aluminium and fitted with one or two LED spots. Finishes include matte white, matte black.

Each spot needs to be completed with a mirror-painted polycarbonate reflective optic including decorative ring.

Available in three beam angles for Spot 48 and two beam angles for Spot micro 48. The decorative ring is available in nine finish options. DALI and PUSH dimming options.

Accessories include narrow optics attachment, honeycomb louvre and satin diffuser. Ingress protection of IP20.

Spot Micro 48 / Medium

m

Ø

Lux

1

0.49

910

2

0.97

227

3

1.46

101

4

1.95

57

5

2.43

36

27°

IMax 910 cd

3000 K / Ra 95

Glaring

-

UGR

18.2

Colour deviation

3 SDCM

Fixture power

5.2 W

Fixture flux

310.0 lm

Fixture efficacy

60 lm/W

LED values

4.5 W

504.0 lm

Spot Micro 48 / Large

m

Ø

Lux

1

0.99

295

2

1.98

74

3

2.96

33

4

3.95

18

5

4.94

12

53°

IMax 295 cd

3000 K / Ra 95

Glaring

-

UGR

23.1

Colour deviation

3 SDCM

Fixture power

5.2 W

Fixture flux

237.0 lm

Fixture efficacy

46 lm/W

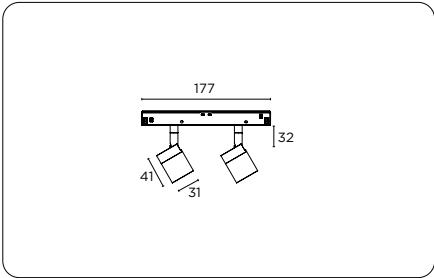
LED values

4.5 W

504.0 lm

In-depth studies and technical sheets
exenia.eu/products

SPOT MICRO 48



370T2	SPOT MICRO 48 2X4,5W	280€
+		
Control		
50	ON-OFF	0€
65	DALI/PUSH	20€
+		
Finish		
42	Matt white	0€
52	Matt black	0€
92	Concrete grey	0€
+		
CRI-CCT		
-	CRI85 3000K	0€
/9527	CRI95 2700K	0€
/9530	CRI95 3000K	0€
/9540	CRI95 4000K	0€
+		
Decorative ring		
3709050	Decorative ring	16€
+		
Ring finish		
1M	Brick red	0€
10	Lacquered red	0€
17	Matt orange	0€
20	Spring green	0€
33	Corn yellow	0€
42	Matt white	0€
52	Matt black	0€
64	Baby blue	0€
92	Concrete grey	0€
+		
Optics		
/M	Medium	0€
/L	Large	0€
↓		
Independent accessories		
9G031	Ring Secondary Louvre Matt black	18€
9G047	Visor	24€

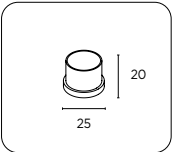
SPOT MICRO 48 optic



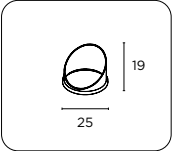
Optics with rings

Ring - Optic				
Ring finish		Optic		
370 90 50	1M	Brick red	/M	Medium
	10	Lacquered red	/L	Large
	17	Matt orange		
	20	Spring green		
	33	Corn yellow		
	42	Matt white		
	52	Matt black		
	64	Baby blue		
	92	Concrete grey		
				16€

SPOT MICRO 48 accessories



Thanks to this accessory it is possible to obtain a narrow and sharp beam, with a greater contrast between the illuminated and non illuminated area.



Thanks to this accessory it is possible to obtain an asymmetrically narrower and sharper beam with a greater contrast between the illuminated and non-illuminated area.

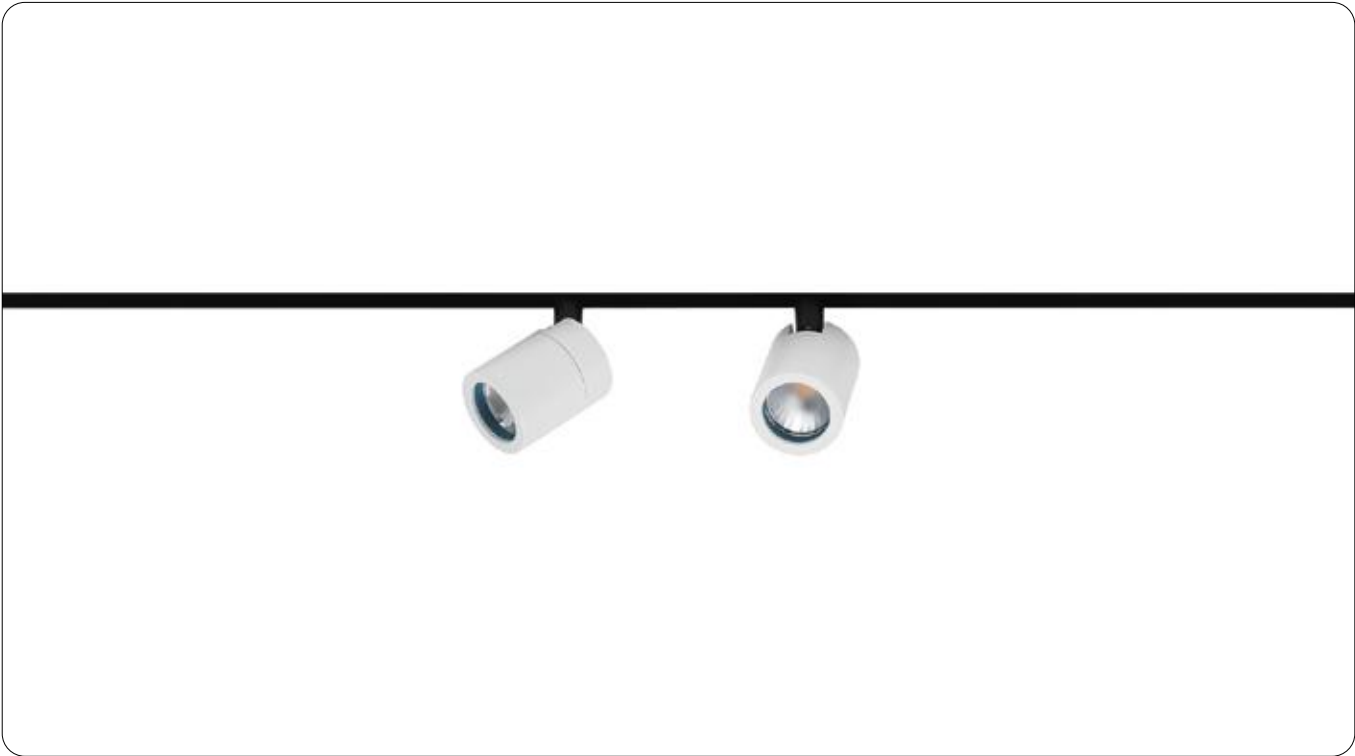
Cut-Off

9G 031	18€
--------	-----

Visor

9G 047	24€
--------	-----

SPOT MICRO 48-RT



High efficiency COB LED source_

LED Projector for Track 48-RT manufactured from die-cast aluminium and fitted with one or two LED spots. Finishes include matte white, matte black.

Each spot needs to be completed with a mirror-painted polycarbonate reflective optic including decorative ring. Available in three beam angles for Spot 48 and two beam angles for Spot micro 48. The decorative ring is available in nine finish options.

DALI and PUSH dimming options.

Accessories include narrow optics attachment, honeycomb louvre and satin diffuser. Ingress protection of IP20.

Spot Micro 48-RT / Medium

3000 K / Ra 95

m	Ø	Lux
1	0.49	910
2	0.97	227
3	1.46	101
4	1.95	57
5	2.43	36

27°

IMax 910 cd

Glaring	-
UGR	18.2
Colour deviation	3 SDCM
Fixture power	5.2 W
Fixture flux	310.0 lm
Fixture efficacy	60 lm/W
LED values	4.5 W 504.0 lm

Spot Micro 48-RT / Large

3000 K / Ra 95

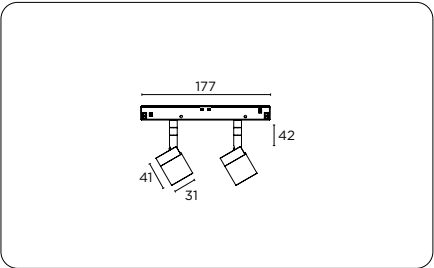
m	Ø	Lux
1	0.99	295
2	1.98	74
3	2.96	33
4	3.95	18
5	4.94	12

53°

IMax 295 cd

Glaring	-
UGR	23.1
Colour deviation	3 SDCM
Fixture power	5.2 W
Fixture flux	237.0 lm
Fixture efficacy	46 lm/W
LED values	4.5 W 504.0 lm

SPOT MICRO 48-RT



370T4	SPOT MICRO 48-RT 2X4,5W	280€
+		
Control		
50	ON-OFF	0€
65	DALI/PUSH	20€
+		
Finish		
42	Matt white	0€
52	Matt black	0€
92	Concrete grey	0€
+		
CRI-CCT		
-	CRI85 3000K	0€
/9527	CRI95 2700K	0€
/9530	CRI95 3000K	0€
/9540	CRI95 4000K	0€
+		
Decorative ring		
3709050	Decorative ring	16€
+		
Ring finish		
1M	Brick red	0€
10	Lacquered red	0€
17	Matt orange	0€
20	Spring green	0€
33	Corn yellow	0€
42	Matt white	0€
52	Matt black	0€
64	Baby blue	0€
92	Concrete grey	0€
+		
Optics		
/M	Medium	0€
/L	Large	0€

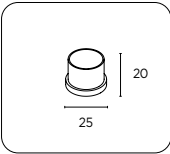
Independent accessories		
9G031	Ring Secondary Louvre Matt black	18€
9G047	Visor	24€



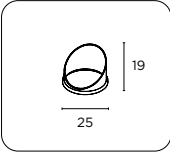
Optics with rings

Ring - Optic				
Ring finish		Optic		
370 90 50	1M	Brick red	/M	Medium
	10	Lacquered red	/L	Large
	17	Matt orange		
	20	Spring green		
	33	Corn yellow		
	42	Matt white		
	52	Matt black		
	64	Baby blue		
	92	Concrete grey		
				16€

SPOT MICRO 48-RT accessories



Thanks to this accessory it is possible to obtain a narrow and sharp beam, with a greater contrast between the illuminated and non illuminated area.



Thanks to this accessory it is possible to obtain an asymmetrically narrower and sharper beam with a greater contrast between the illuminated and non-illuminated area.

Cut-Off	
9G 031	18€
Visor	
9G 047	24€



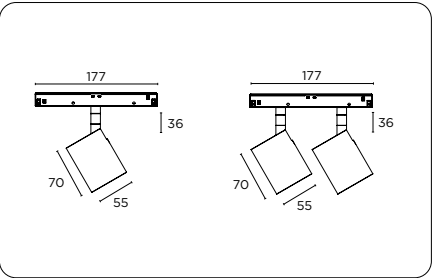
SPOT PLUS 48



Spot 48 features one or two adjustable LED spots for the use on trimless pendant/ceiling Track 48 system. LED spots can be adjusted 350° horizontally and +/-90° vertically. Finishes include matte white, matte black and concrete grey. Each spot needs to be completed with the desired optics assembly including colored ring (to be ordered separately). ON-OFF or DALI/ PUSH dimming versions available. Lumen maintenance of 100.000 hrs at L80B10.

Spot Plus 48 / Spot			3000 K / Ra 95	
m	Ø	Lux	29°	Glaring -
1	0.52	2966		UGR 18.9
2	1.04	741		Colour deviation 3 SDCM
3	1.56	330		Fixture power 13.5 W
4	2.08	185		Fixture flux 1202.0 lm
5	2.61	119		Fixture efficacy 89 lm/W
			IMax 2966 cd	LED values 12.1 W 1361.0 lm
Spot Plus 48 / Medium			3000 K / Ra 95	
m	Ø	Lux	47°	Glaring -
1	0.87	1795		UGR 20.6
2	1.73	449		Colour deviation 3 SDCM
3	2.60	199		Fixture power 13.5 W
4	3.46	112		Fixture flux 1205.0 lm
5	4.33	72		Fixture efficacy 89 lm/W
			IMax 1795 cd	LED values 12.1 W 1361.0 lm
Spot Plus 48 / Large			3000 K / Ra 95	
m	Ø	Lux	53°	Glaring -
1	1.00	1582		UGR 21.3
2	2.01	395		Colour deviation 3 SDCM
3	3.01	176		Fixture power 13.5 W
4	4.02	99		Fixture flux 1208.0 lm
5	5.02	63		Fixture efficacy 89 lm/W
			IMax 1582 cd	LED values 12.1 W 1361.0 lm

SPOT PLUS 48



364	SPOT PLUS 48	0€
+		
Versions		
T1	1X 13W	211€
T2	2X 13W	314€
+		
Control		
50	ON-OFF	0€
65	DALI/PUSH	20€
+		
Finish		
42	Matt white	0€
52	Matt black	0€
92	Concrete grey	0€
+		
CRI-CCT		
-	CRI85 3000K	0€
/9527	CRI95 2700K	0€
/9530	CRI95 3000K	0€
/9540	CRI95 4000K	0€
+		
Decorative ring		
6109050	Decorative ring	17€
+		
Ring finish		
10	Lacquered red	0€
17	Matt orange	0€
20	Spring green	0€
33	Corn yellow	0€
42	Matt white	0€
52	Matt black	0€
92	Concrete grey	0€
+		
Optics		
/S	Spot	0€
/M	Medium	0€
/L	Large	0€
↓		
Independent accessories		
9G040	Cut-off	24€
9G039	Visor	29€
9G025	Honeycomb louvre	18€
9G026	Satin diffuser	12€

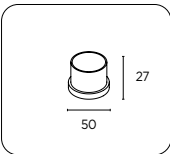
SPOT PLUS 48 optic



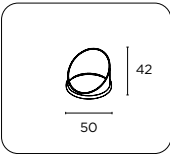
Optics with rings

Ring - Optic				
Ring finish		Optic		
610 90 50	10	Lacquered red	/S	Spot
	17	Matt orange	/M	Medium
	20	Spring green	/L	Large
	33	Corn yellow		
	42	Matt white		
	52	Matt black		
	92	Concrete grey		
	64	Baby blue		
				17€

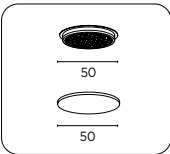
SPOT PLUS 48 accessories



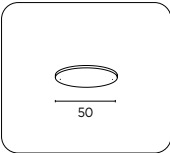
Thanks to this accessory it is possible to obtain a narrow and sharp beam, with a greater contrast between the illuminated and non illuminated area.



Thanks to this accessory it is possible to obtain an asymmetrically narrower and sharper beam with a greater contrast between the illuminated and non-illuminated area.



The honeycomb grid is an accessory used for the Secondary Louvre effect. It reduces the luminous flux by 20%.



The satin diffuser increases the diffusion of the luminous flux by widening and softening the beam of light.



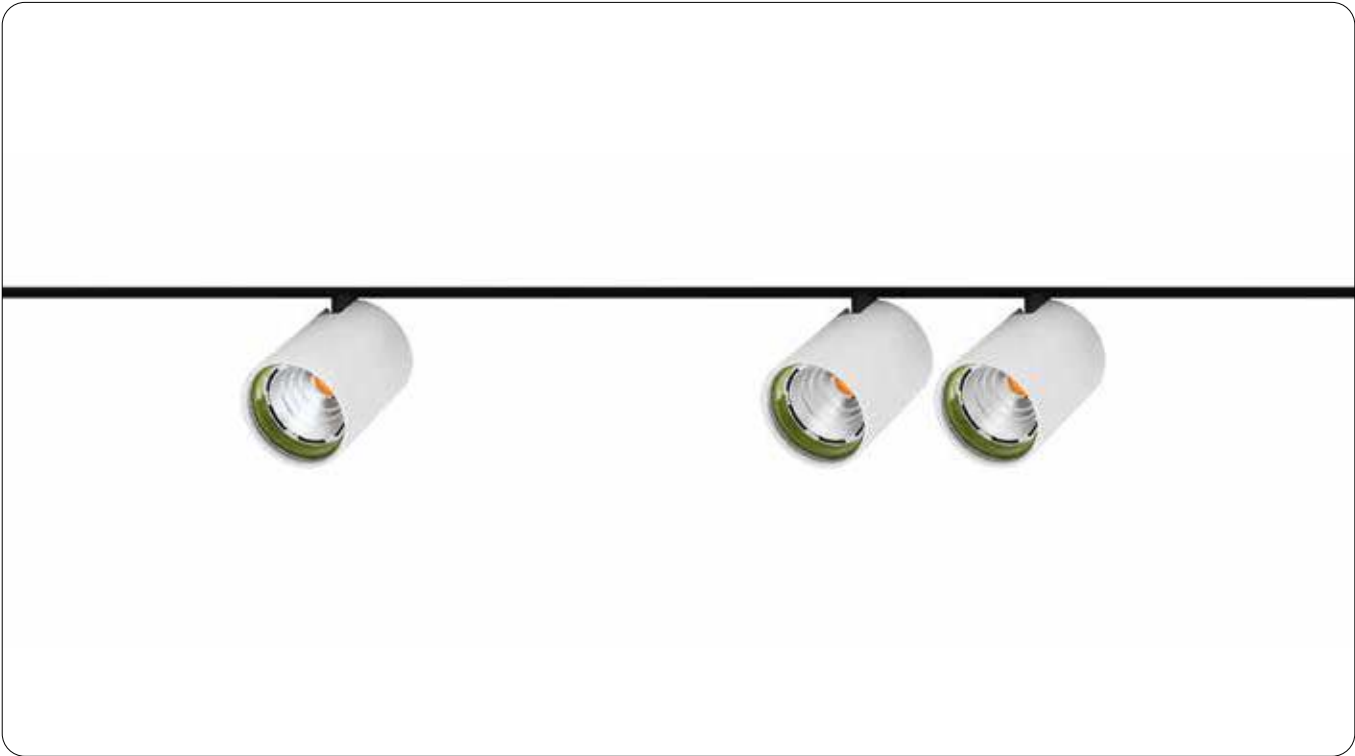
Cut-Off	
9G 040	24€

Visor	
9G 039	29€

Honeycomb louvre	
9G 025	18€

Satin diffuser	
9G 026	12€

SPOT PLUS 48-RT



Features one or two adjustable LED spots for the use on rear recessed Track 48-RT system.

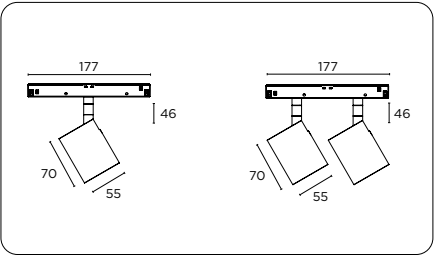
LED spots can be adjusted 350° horizontally and +/-90° vertically. Finishes include matte white, matte black and concrete grey. Each spot needs to be completed with the desired optics assembly including cloured ring (to be ordered separately).

ON-OFF or DALI/PUSH dimming versions available.

Lumen maintenance of 100.000 hrs at L80B10.

Spot Plus 48-RT / Spot			3000 K / Ra 95	
m	Ø	Lux	29°	Glaring -
1	0.52	2966		UGR 18.9
2	1.04	741		Colour deviation 3 SDCM
3	1.56	330		Fixture power 13.5 W
4	2.08	185		Fixture flux 1202.0 lm
5	2.61	119		Fixture efficacy 89 lm/W
			IMax 2966 cd	LED values 12.1 W 1361.0 lm
Spot Plus 48-RT / Medium			3000 K / Ra 95	
m	Ø	Lux	47°	Glaring -
1	0.87	1795		UGR 20.6
2	1.73	449		Colour deviation 3 SDCM
3	2.60	199		Fixture power 13.5 W
4	3.46	112		Fixture flux 1205.0 lm
5	4.33	72		Fixture efficacy 89 lm/W
			IMax 1795 cd	LED values 12.1 W 1361.0 lm
Spot Plus 48-RT / Large			3000 K / Ra 95	
m	Ø	Lux	53°	Glaring -
1	1.00	1582		UGR 21.3
2	2.01	395		Colour deviation 3 SDCM
3	3.01	176		Fixture power 13.5 W
4	4.02	99		Fixture flux 1208.0 lm
5	5.02	63		Fixture efficacy 89 lm/W
			IMax 1582 cd	LED values 12.1 W 1361.0 lm

SPOT PLUS 48 - RT



364	SPOT PLUS 48 - RT	0€
+		
Versions		
T3	1X 13W	211€
T4	2X 13W	314€
+		
Control		
50	ON-OFF	0€
65	DALI/PUSH	20€
+		
Finish		
42	Matt white	0€
52	Matt black	0€
92	Concrete grey	0€
+		
CRI-CCT		
-	CRI85 3000K	0€
/9527	CRI95 2700K	0€
/9530	CRI95 3000K	0€
/9540	CRI95 4000K	0€
+		
Decorative ring		
6109050	Decorative ring	17€
+		
Ring finish		
10	Lacquered red	0€
17	Matt orange	0€
20	Spring green	0€
33	Corn yellow	0€
42	Matt white	0€
52	Matt black	0€
92	Concrete grey	0€
+		
Optics		
/S	Spot	0€
/M	Medium	0€
/L	Large	0€

Independent accessories		
9G040	Cut-off	24€
9G039	Visor	29€
9G025	Honeycomb louvre	18€
9G026	Satin diffuser	12€

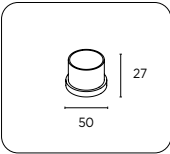
SPOT MICRO 48-RT



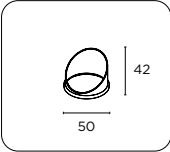
Optics with rings

Ring - Optic				
Ring finish		Optic		
610 90 50	10	Lacquered red	/S	Spot
	17	Matt orange	/M	Medium
	20	Spring green	/L	Large
	33	Corn yellow		
	42	Matt white		
	52	Matt black		
	92	Concrete grey		
	64	Baby blue		
				17€

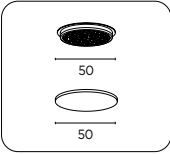
SPOT PLUS 48-RT accessories



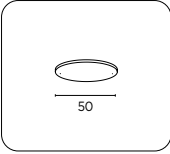
Thanks to this accessory it is possible to obtain a narrow and sharp beam, with a greater contrast between the illuminated and non illuminated area.



Thanks to this accessory it is possible to obtain an asymmetrically narrower and sharper beam with a greater contrast between the illuminated and non-illuminated area.



The honeycomb grid is an accessory used for the Secondary Louvre effect. It reduces the luminous flux by 20%.



The satin diffuser increases the diffusion of the luminous flux by widening and softening the beam of light.



Cut-Off

9G 040	24€
--------	-----

Visor

9G 039	29€
--------	-----

Honeycomb louvre

9G 025	18€
--------	-----

Satin diffuser

9G 026	12€
--------	-----

PINKO 48/48-RT Pendant

IP20    

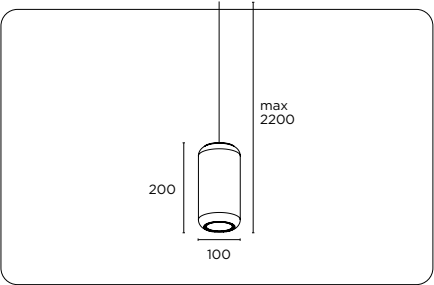


48V cylindrical LED luminaire for pendant mounting on Track 48 Evo, Track 48 and Track 48-RT. Manufactured from aluminium with rounded corners and a deep recessed LED light source.

Unique colour combinations can be created for this luminaire with the wide choice of inner bezel and housing finishes.

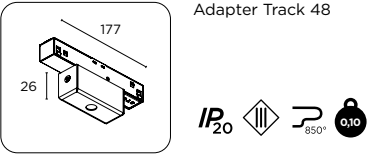
Lumen maintenance of 140.000 hrs at L80B10.

PINKO 48/48-RT







374T150	PINKO 48/48-RT - 6W	186€
+		
Finish		
1M	Brick red	0€
42	Matt white	0€
52	Matt black	0€
64	Baby blue	0€
86	Corten effect	0€
92	Concrete grey	0€
+		
Inside ring finish		
/1M	Brick red	0€
/22	Matt green	0€
/64	Baby blue	0€
/BK	Matt black	0€
/BZ	Dark bronze txt	0€
/GT	Gold txt	0€
/WH	Matt white	0€
/CT	Copper txt	0€
+		
CRI-CCT		
-	CRI85 3000K	0€
/9527	CRI95 2700K	0€
/9530	CRI95 3000K	0€
/9540	CRI95 4000K	0€
+		
Adapters		
7119030	Adapter for Track 48/48-RT ON-OFF	117€
7119065	Adapter for Track 48/48-RT DALI/PUSH	137€
+		
Adapter colour		
40	White	0€
50	Black	0€

PINKO 48/48-RT			3000 K / Ra 95		
m	Ø	Lux	57°	Glaring	-
1	1.08	344		UGR	19.7
2	2.16	86		Colour deviation	3 SDCM
3	3.24	38		Fixture power	7.0 W
4	4.32	21		Fixture flux	313.0 lm
5	5.40	14		Fixture efficacy	45 lm/W
			IMax 344 cd	LED values	6.4 W 940.0 lm



Adapter Track 48

IP20    

Adapter					
Control			Finish		
711 90	30	ON-OFF	117€	40	white
65	DALI/PUSH	137€	50	black	0€

WILLY 48/48-RT Pendant



WILLY 48/48-RT Pendant

IP20    

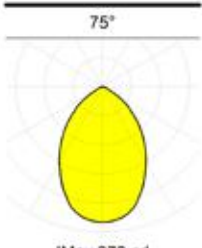


Willy 48 pendant to be used with a rear recessed trimless pendant/ceiling Track 48/48-RT system.

Polished aluminium housing, with external brick red, lacquer red, spring green, wheat yellow, glossy white, matte black, baby blue, concrete grey or with corten finish.

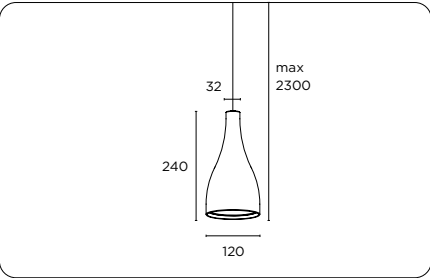
Each fixture should be equipped with its colored ring including optic (75° beam) and ON-OFF or DALI / PUSH adapter.

Lumen maintenance of 100.000 hrs at L80B10.

Willy 48/48-RT			3000 K / Ra 95		
m	Ø	Lux	75°	Glaring	-
1	1.54	372		UGR	25.6
2	3.08	93		Colour deviation	3 SDCM
3	4.62	41		Fixture power	6.6 W
4	6.16	23		Fixture flux	566.0 lm
5	7.70	15		Fixture efficacy	86 lm/W
			IMax 372 cd	LED values	5.9 W 800.0 lm

In-depth studies and technical sheets
exenia.eu/products

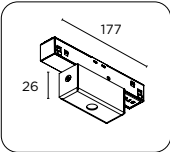
WILLY 48/48-RT



313T150	WILLY 48/48-RT - 6W	176€
+		
Finish		
1M	Brick red	0€
10	Lacquered red	0€
20	Spring green	0€
33	Corn yellow	0€
40	White	0€
52	Matt black	0€
64	Baby blue	0€
85	Corten	15€
92	Concrete grey	0€
+		
CRI-CCT		
-	CRI85 3000K	0€
/9527	CRI95 2700K	0€
/9530	CRI95 3000K	0€
/9540	CRI95 4000K	0€



Rings with optics included



Adapter Track 48

IP20    

Decorative ring		
3139200	Decorative ring. Optic di 75° included	29€
+		
Ring finish		
1M	Brick red	0€
10	Lacquered red	0€
20	Spring green	0€
33	Corn yellow	0€
40	White	0€
52	Matt black	0€
64	Baby blue	0€
92	Concrete grey	0€
+		
Adapters		
7119030	Adapter for Track 48/48-RT ON-OFF	117€
7119065	Adapter for Track 48/48-RT DALI/PUSH	137€
+		
Finish Adapter		
40	White	0€
50	Black	0€

Ring		
Ring finish		Beam
313 92 00	1M Brick red	75°
	10 Lacquered red	
	20 Spring green	
	33 Corn yellow	
	40 Glossy white	
	52 Matt black	
	64 Baby blue	
	92 Concrete grey	

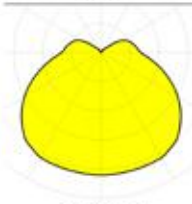
Adapter		
Control		Finish
711 90 30	ON-OFF	40 white
65	DALI/PUSH	50 black

GIOTTO 48/48-RT Pendant

IP40   

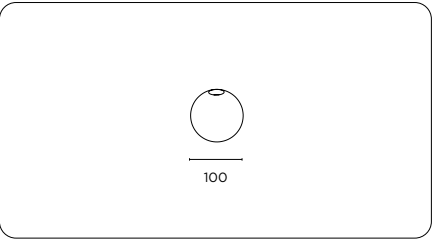


48V LED luminaire for pendant mounting on Track 48 Evo, Track 48 and Track 48-RT with Giotto sphere element for omni-directional light distribution, made from frosted glass and available with a diameter of 100mm or 150mm. Accessories include a coloured shade available in brick red, matt white, matt black, baby blue, concrete grey and corten effect. Lumen maintenance of 100.000 hrs at L80B10.

Giotto 48/48-RT		3000 K / Ra 95
	Glaring	-
	UGR	25.3
	Colour deviation	3 SDCM
	Fixture power	6.8 W
	Fixture flux	462.0 lm
	Fixture efficacy	68 lm/W
	LED values	6.1 W 720.0 lm

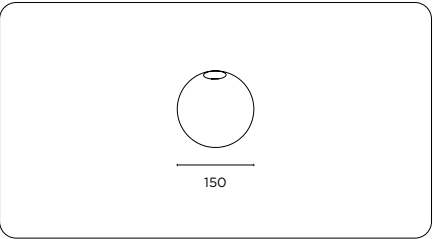
In-depth studies and technical sheets
exenia.eu/products

GIOTTO Pendant
48/48-RT Small

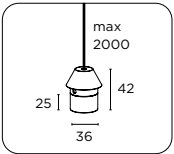


9V001S	GIOTTO Small	33€
+		
Versions		
376505442	Electric part LED included L=2000	74€
+		
CRI-CCT		
-	CRI85 3000K	0€
/9527	CRI95 2700K	0€
/9530	CRI95 3000K	0€
/9540	CRI95 4000K	0€
+		
Adapters		
7119030	Adapter for Track 48/48-RT ON-OFF	117€
7119065	Adapter for Track 48/48-RT DALI/PUSH	137€
+		
Finish Adapter		
40	White	0€
50	Black	0€
+		
Decorative ring		
3769700	Decorative ring	40€
+		
Ring finish		
1M	Brick red	0€
42	Matt white	0€
52	Matt black	0€
64	Baby blue	0€
86	Corten effect	0€
92	Concrete grey	0€

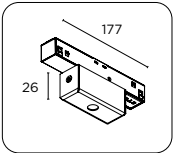
GIOTTO Pendant
48/48-RT Medium



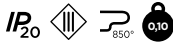
9V002S	GIOTTO Medium	37€
+		
Versions		
376505442	Electric part LED included L=2000	74€
+		
CRI-CCT		
-	CRI85 3000K	0€
/9527	CRI95 2700K	0€
/9530	CRI95 3000K	0€
/9540	CRI95 4000K	0€
+		
Adapters		
7119030	Adapter for Track 48/48-RT ON-OFF	117€
7119065	Adapter for Track 48/48-RT DALI/PUSH	137€
+		
Finish Adapter		
40	White	0€
50	Black	0€
+		
Decorative ring		
3769800	Decorative ring	50€
+		
Ring finish		
1M	Brick red	0€
42	Matt white	0€
52	Matt black	0€
64	Baby blue	0€
86	Corten effect	0€
92	Concrete grey	0€



Electric part LED
included L=2000



Adapter Track 48



Electric part									
				Finish		CRI - CCT*			
376 50 54	6W - tot 7,5W	74€	42	Matt white	-	85 - 3000K			0€
						/9527 95 - 2700K			
						/9530 95 - 3000K			
						/9540 95 - 4000K			

* For the version CRI 85 - 3000K
it is not necessary to fill in the field.

Adapter									
Control						Finish			
711 90	30	ON-OFF	117€			40	white		0€
	65	DALI/PUSH	137€			50	black		

GIOTTO 48/48-RT accessory



Double decorative shade to
be ordered separately.


Decorative ring					
	Versions		Finish		
376	9700	Ø 100 Small	40€	1M	Brick red
	9800	Ø 150 Medium	50€	42	Matt white
				52	Matt black
				64	Baby blue
				86	Corten effect
				92	Concrete grey
					0€

GIOTTO 48 ceiling




GIOTTO 48 ceiling

IP40   

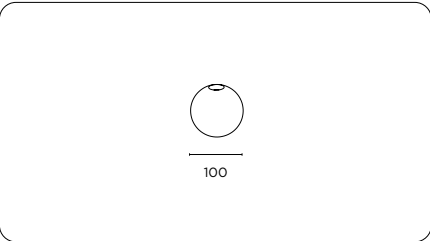


48V LED luminaire for all Track 48 sistems.
Fitted with Giotto sphere element with omni-directional light distribution, made from frosted glass and available with a diameter of 100mm or 150mm.
Lumen maintenance of 100.000 hrs at L80B10.

Giotto 48		3000 K / Ra 95
	Glaring	-
	UGR	25.3
	Colour deviation	3 SDCM
	Fixture power	6.8 W
	Fixture flux	462.0 lm
	Fixture efficacy	68 lm/W
	LED values	6.1 W 720.0 lm

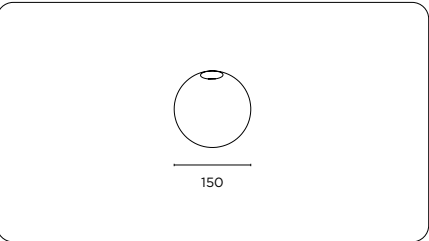
In-depth studies and technical sheets
exenia.eu/products

GIOTTO 48 Small

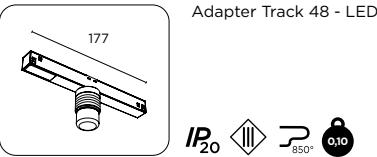


9V001S	GIOTTO Small	33€
+		
Versions		
7119120	Adapter Track 48 ON-OFF for suspended/ceiling version and trimless	173€
7119165	Adapter Track 48 DALI/PUSH for suspended/ceiling version and trimless	193€
+		
Finish		
40	White	0€
50	Black	0€
+		
CRI-CCT		
-	CRi85 3000K	0€
/9527	CRi95 2700K	0€
/9530	CRi95 3000K	0€
/9540	CRi95 4000K	0€

GIOTTO 48 Medium



9V002S	GIOTTO Medium	37€
+		
Versions		
7119120	Adapter Track 48 ON-OFF for suspended/ceiling version and trimless	173€
7119165	Adapter Track 48 DALI/PUSH for suspended/ceiling version and trimless	193€
+		
Finish		
40	White	0€
50	Black	0€
+		
CRI-CCT		
-	CRi85 3000K	0€
/9527	CRi95 2700K	0€
/9530	CRi95 3000K	0€
/9540	CRi95 4000K	0€



Adapter									
		Control			Finish	CRI - CCT*			
711 91	6W - tot 7,5W	20	ON-OFF	173€	40 white	-	85 - 3000K	0€	
		65	DALI/PUSH	193€	50 black	/9527	95 - 2700K		
						/9530	95 - 3000K		
						/9540	95 - 4000K		

* For the version CRI 85 - 3000K it is not necessary to fill in the field.

JAM 48/48-RT Pendant

IP40

F

850°

0,09



48V cylindrical LED luminaire for pendant mounting with Jam cylindrical element and omni-directional light distribution, made from frosted glass.

For all Track 48 systems.

Accessories include a decorative cover available in brick red, matt white, matt black, baby blue, concrete grey and corten effect.

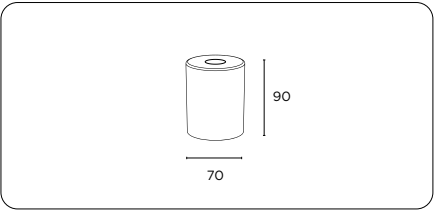
The Jam glass element can be mounted in different positions within the decorative cover from completely recessed to completely exposed.

Lumen maintenance of 100.000 hrs at L80B10.

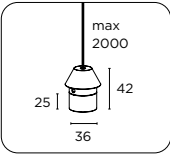
Jam 48/48-RT		3000 K / Ra 95
Glaring	-	
UGR	25.3	
Colour deviation	3 SDCM	
Fixture power	6.8 W	
Fixture flux	462.0 lm	
Fixture efficacy	68 lm/W	
LED values	6.1 W	720.0 lm

In-depth studies and technical sheets
exenia.eu/products

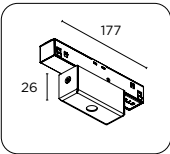
JAM Pendant 48/48-RT



9V003S	JAM	24€
+		
Versions		
376505442	Electric part inclusive of cable L=2000 and LED source	74€
+		
CRI-CCT		
-	CRI85 3000K	0€
/9527	CRI95 2700K	0€
/9530	CRI95 3000K	0€
/9540	CRI95 4000K	0€



Electric part LED included L=2000



Adapter Track 48

IP20

F

850°

0,10

Adapters		
7119030	Adapter for Track 48/48-RT ON-OFF	117€
7119065	Adapter for Track 48/48-RT DALI/PUSH	137€
+		
Finish Adapter		
40	White	0€
50	Black	0€
+		
Cover		
3769900	Decorative cover	40€

Finish cover		
1M	Brick red	0€
42	Matt white	0€
52	Matt black	0€
64	Baby blue	0€
86	Corten effect	0€
92	Concrete grey	0€

Electric part				
		Finish	CRI - CCT*	
376 50 54	6W - tot 7,5W	42	Matt white	- 85 - 3000K
				/9527 95 - 2700K
				/9530 95 - 3000K
				/9540 95 - 4000K
				0€

* For the version CRI 85 - 3000K it is not necessary to fill in the field.

Adapter				
Control			Finish	
711 90	30	ON-OFF	40	white
65	DALI/PUSH	137€	50	black
				0€

JAM 48/48-RT accessory



Decorative cover not included

Cover		
Finish		
376 99 00	40€	1M
		42
		52
		64
		86
		92
		0€

JAM 48 Pendant

IP40    



48V cylindrical LED luminaire for pendant mounting with Jam cylindrical element and omni-directional light distribution, made from frosted glass.


For all Track 48 systems.

Accessories include a decorative cover available in brick red, matt white, matt black, baby blue, concrete grey and corten effect.

The Jam glass element can be mounted in different positions within the decorative cover from completely recessed to completely exposed.

Lumen maintenance of 100.000 hrs at L80B10.

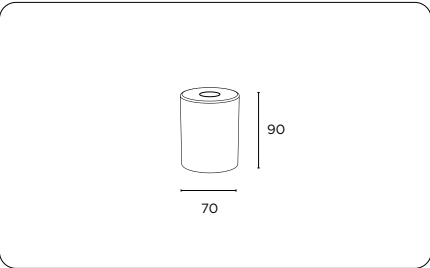
Jam 48



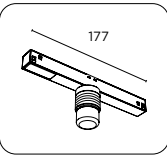
3000 K / Ra 95

Glaring	-
UGR	25.3
Colour deviation	3 SDCM
Fixture power	6.8 W
Fixture flux	462.0 lm
Fixture efficacy	68 lm/W
LED values	6.1 W 720.0 lm





JAM 48



9V003S	JAM	24€
+		
Adapters		
7119120	Adapter Track 48 ON-OFF for suspended/ceiling version and trimless	173€
7119165	Adapter Track 48 DALI/PUSH for suspended/ceiling version and trimless	193€
+		
Finish Adapter		
40	Glossy white	0€
50	Black	0€
+		
CRI-CCT		
-	CRI85 3000K	0€
/9527	CRI95 2700K	0€
/9530	CRI95 3000K	0€
/9540	CRI95 4000K	0€




Adapter Track 48 - LED

IP20    

Adapter									
Control			Finish		CRI - CCT*				
711 91	6W - tot 7,5W	20	ON-OFF	173€	40	white	-	85 - 3000K	0€
		65	DALI/PUSH	193€	50	black	/9527	95 - 2700K	
							/9530	95 - 3000K	
							/9540	95 - 4000K	

* For the version CRI 85 - 3000K it is not necessary to fill in the field.



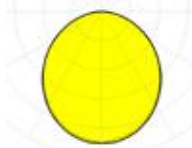


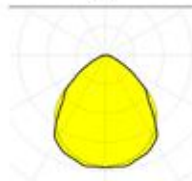
Linear LED lighting module_
high efficiency LED source_

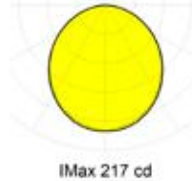
Linear LED lighting module for the installation on Track 48 system (surface, suspended and wall mounted) available in 600mm, 900mm or 1200mm length. Finish options include black and white. The module is fitted with a constant voltage power supply and extruded aluminium bar that easily snaps into the Track 48. Available in ON-OFF.


The LED module needs to be completed with an opal polycarbonate or microprismatic diffuser (to be ordered separately).

Lumen maintenance of 50.000 hrs at L80B10. Ingress protection of IP20.

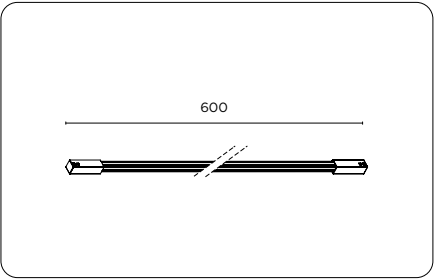
Zik 48 / 600 / Opal Dif.			3000 K / Ra 95	
m	Ø	Lux	108°	Glaring
1	2.77	135		UGR
2	5.53	34		25.7
3	8.30	15		Colour deviation
4	11.07	8		3 SDCM
5	13.84	5		Fixture power
				8.0 W
				Fixture flux
				372.0 lm
				Fixture efficacy
				46 lm/W
				LED values
				7.2 W
				760.0 lm
			IMax 135 cd	

Zik 48 / 600 / Microprismatic Dif.				3000 K / Ra 95	
m	Ø	Lux	96°	Glaring	-
1	2.14	193		UGR	22.7
2	4.27	48		Colour deviation	3 SDCM
3	6.41	21		Fixture power	8.0 W
4	8.55	12		Fixture flux	433.0 lm
5	10.68	8		Fixture efficacy	54 lm/W
				LED values	7.2 W 760.0 lm
				IMax	194 cd

Zik 48 / 900 / Opal Dif.			3000 K / Ra 95		
m	Ø	Lux	108°	Glaring	
1	2.77	217		UGR	25.7
2	5.53	54		Colour deviation	3 SDCM
3	8.30	24		Fixture power	12.8 W
4	11.07	14		Fixture flux	596.0 lm
5	13.84	9		Fixture efficacy	47 lm/W
			IMax 217 cd	LED values	11.5 W 1216.0 lm


Zik 48 / 900 / Microprismatic Dif.				3000 K / Ra 95	
m	Ø	Lux	96°	Glaring	-
1	2.14	309		UGR	22.7
2	4.27	77		Colour deviation	3 SDCM
3	6.41	34		Fixture power	12.8 W
4	8.55	19		Fixture flux	693.0 lm
5	10.68	12		Fixture efficacy	54 lm/W
				LED values	11.5 W 1216.0 lm
				IMax	311 cd

ZIK 48 600

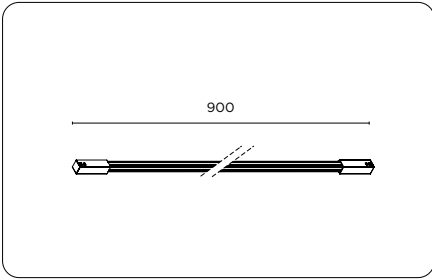


7117050	ZIK 48 600mm ON-OFF 7W	147€
+		
Finish		
40	White	0€
50	Black	0€
+		
CRI-CCT		
-	CRI85 3000K	0€
/9527	CRI95 2700K	0€
/9530	CRI95 3000K	0€
/9540	CRI95 4000K	0€

Independent accessories		
9G033/047	Diffuser Opal L=470	9€
9G034/047	Microprismatic diffuser L=470	9€



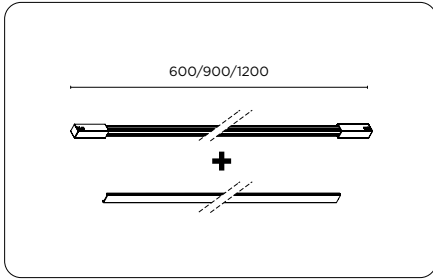
ZIK 48 900



7117150	ZIK 48 900mm ON-OFF 12W	177€
+		
Finish		
40	White	0€
50	Black	0€
+		
CRI-CCT		
-	CRI85 3000K	0€
/9527	CRI95 2700K	0€
/9530	CRI95 3000K	0€
/9540	CRI95 4000K	0€

Independent accessories		
9G033/077	Diffuser Opal L=770	12€
9G034/077	Microprismatic diffuser L=770	12€

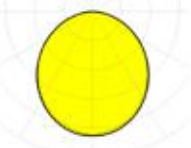
ZIK 48 1200




7117250	ZIK 48 1200mm ON-OFF 16W	205€
+		
Finish		
40	White	0€
50	Black	0€
+		
CRI-CCT		
-	CRI85 3000K	0€
/9527	CRI95 2700K	0€
/9530	CRI95 3000K	0€
/9540	CRI95 4000K	0€


Independent accessories		
9G033/107	Diffuser Opal L=1070	15€
9G034/107	Microprismatic diffuser L=1070	15€

Diffuser			
Finish		Lenght	
9GO	33 opal	/047	470 9€
	34 microprismatic	/077	770 12€
		/107	1070 15€

Zik 48 / 1200 / Opal Dif.			3000 K / Ra 95		
m	Ø	Lux	108°	Glaring	-
1	2.77	298		UGR	25.7
2	5.53	74		Colour deviation	3 SDCM
3	8.30	33		Fixture power	17.5 W
4	11.07	19		Fixture flux	819.0 lm
5	13.84	12		Fixture efficacy	47 lm/W
			IMax 298 cd	LED values	15.8 W 1672.0 lm

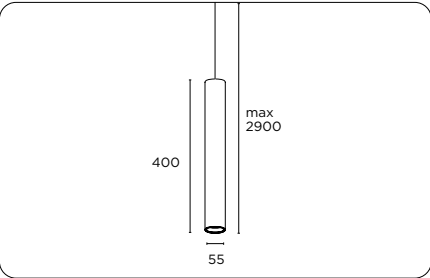
Zik 48 / 1200 / Microprismatic Dif.				3000 K / Ra 95	
m	Ø	Lux	96°	Glaring	-
1	2.14	425		UGR	22.7
2	4.27	106		Colour deviation	3 SDCM
3	6.41	47		Fixture power	17.5 W
4	8.55	27		Fixture flux	953.0 lm
5	10.68	17		Fixture efficacy	54 lm/W
				LED values	15.8 W 1672.0 lm
				IMax	427 cd

GO! 48/48-RT Pendant



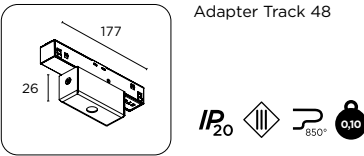
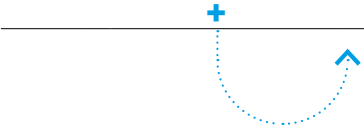
Decorative LED suspension for all Track 48 systems.
Aluminium housing with seven shades.
Lacquered red or matte black inner decorative rings are provided as a standard.
Each fixture should be equipped with ON-OFF or DALI/PUSH. Lumen maintenance of 100.000 hrs at L80B10.

GO! 48/48-RT

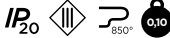


300T151	GO! 48/48-RT - 6W	209€
+		
Finish		
1M	Brick red	0€
10	Lacquered red	0€
40	White	0€
52	Matt black	0€
64	Baby blue	0€
70	Chrome	25€
92	Concrete grey	0€
+		
CRI-CCT		
-	CRI85 3000K	0€
/9527	CRI95 2700K	0€
/9530	CRI95 3000K	0€
/9540	CRI95 4000K	0€
+		
Adapters		
7119030	Adapter for Track 48/48-RT ON-OFF	117€
7119065	Adapter for Track 48/48-RT DALI/PUSH	137€
+		

Finish Adapter		
40	Glossy white	0€
50	Black	0€
+		
Decorative ring		
3009000	Decorative ring	15€
+		
Ring finish		
1M	Brick red	0€
17	Matt orange	0€
20	Spring green	0€
33	Corn yellow	0€
40	White	0€
64	Baby blue	0€
92	Concrete grey	0€



Adapter Track 48



Adapter				
Control			Finish	
711 90	30	ON-OFF	117€	40 white
	65	DALI/PUSH	137€	50 black

0€

GO! 48 accessory




Accessory decorative rings to be ordered separately as an alternative to the lacquered red and matt black rings supplied.


Decorative ring				
Finish				
300 90 00	1M	Brick red		15€
	17	Matt orange		
	20	Spring green		
	33	Corn yellow		
	40	Glossy white		
	64	Baby blue		
	92	Concrete grey		


PLURIEL 48/48-RT Pendant




Pluriel 48 pendant to be used with a rear recessed trimless pendant/ceiling Track 48/48-RT system. Aluminium housingbrick red, matte white, matte black, baby blue or concrete grey. Available with a sanded PMMA (Poly methyl methacrylate) diffuser that can be partially milled for a perfect light diffusion. This part can be also be made of aluminium equipped with a colored ring including an optic and entirely milled. Each fixture should be fitted with an ON-OFF or DALI/PUSH adapter. Lumen maintenance of 100.000 hrs at L80B10.

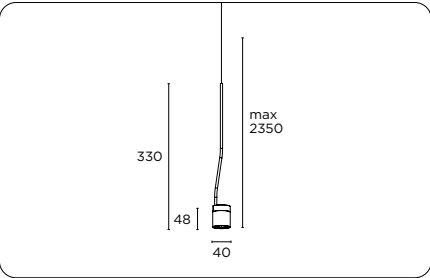
Pluriel 48/48-RT / Metacrylate				3000 K / Ra 85	
m	Ø	Lux	137.9°	Glaring	-
1	5.20	37		UGR	22.4
2	10.40	9		Colour deviation	3 SDCM
3	15.60	4		Fixture power	4.5 W
4	20.79	2		Fixture flux	188.0 lm
5	25.99	1		Fixture efficacy	42 lm/W
				LED values	3.5 W 308.0 lm
				IMax 37 cd	

Pluriel 48/48-RT / Medium			3000 K / Ra 85		
m	Ø	Lux	21°	Glaring	-
1	0.38	807		UGR	13.7
2	0.75	202		Colour deviation	3 SDCM
3	1.13	90		Fixture power	4.5 W
4	1.50	50		Fixture flux	197.0 lm
5	1.88	32		Fixture efficacy	44 lm/W
			IMax 807 cd	LED values	3.5 W 308.0 lm

Pluriel 48/48-RT / Large			3000 K / Ra 85		
m	Ø	Lux	30°	Glaring	
1	0.54	467		-	
2	1.09	117		UGR	14.1
3	1.63	52		Colour deviation	3 SDCM
4	2.17	29		Fixture power	4.5 W
5	2.71	19		Fixture flux	195.0 lm
			IMax 467 cd	Fixture efficacy	43 lm/W
				LED values	3.5 W 308.0 lm

Pluriel 48/48-RT / Wide			3000 K / Ra 85	
m	Ø	Lux	59°	Glaring
1	1.14	189		UGR
2	2.27	47		18.6
3	3.41	21		Colour deviation
4	4.54	12		3 SDCM
5	5.68	8		Fixture power
				4.5 W
				Fixture flux
				193.0 lm
				Fixture efficacy
				43 lm/W
				LED values
				3.5 W
				308.0 lm
				IMax 189 cd

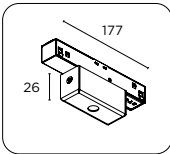
PLURIEL 48/48-RT



3535050	PLURIEL 48/48-RT 3,5W	116€
+		
Finish		
1M	Brick red	0€
42	Matt white	0€
52	Matt black	0€
64	Baby blue	0€
92	Concrete grey	0€
+		
CRI-CCT		
/8527	CRI85 2700K	0€
-	CRI85 3000K	0€
/8540	CRI85 4000K	0€
+		
Adapters		
7119030	Adapter for Track 48/48-RT ON-OFF	117€
7119065	Adapter for Track 48/48-RT DALI/PUSH	137€
+		
Finish Adapter		
40	Glossy white	0€
50	Black	0€



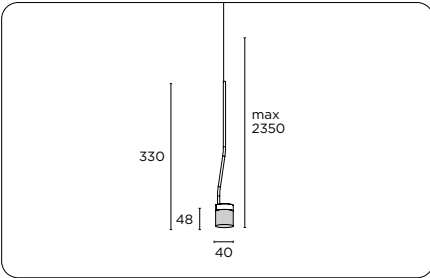
Rings with optics included



Adapter Track 48



PLURIEL Clear 48/48-RT




3535150	PLURIEL Clear 48/48-RT 3,5W	116€
+		
Finish		
1M	Brick red	0€
42	Matt white	0€
52	Matt black	0€
64	Baby blue	0€
92	Concrete grey	0€
+		
CRI-CCT		
/8527	CRI85 2700K	0€
-	CRI85 3000K	0€
/8540	CRI85 4000K	0€
+		
Adapters		
7119030	Adapter for Track 48/48-RT ON-OFF	117€
7119065	Adapter for Track 48/48-RT DALI/PUSH	137€
+		
Finish Adapter		
40	Glossy white	0€
50	Black	0€

Ring - Optic				
		Ring finish	Optic	
353 90 50	1M	Brick red	/M	Medium
	10	Lacquered red	/L	Large
	17	Matt orange	/W	Wide
	20	Spring green		
	33	Corn yellow		
	42	Matt white		
	52	Matt black		
	64	Baby blue		
	92	Concrete grey		
				16€

Adapter			
Control		Finish	
711 90	30 ON-OFF	40 white	0€
65	DALI/PUSH	50 black	

DRIVER BOX



Power supply kits with dedicated boxes in various powers and types of use, for 48V track.

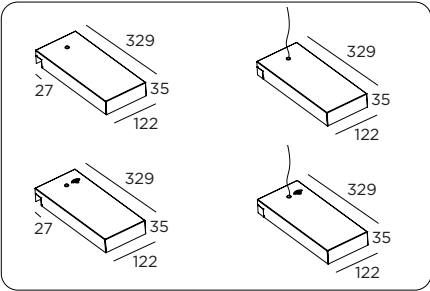
Available in versions on-off or DALI or with wireless control also under Casambi protocol.

With their three different dimensions and four offered wattages and their configurations settable to suit different needs, these supply kits are indispensable elements to complete the installation and to achieve its maximum simplification.

The models for integrated mounting into the track permit installations with completely hidden cablings.

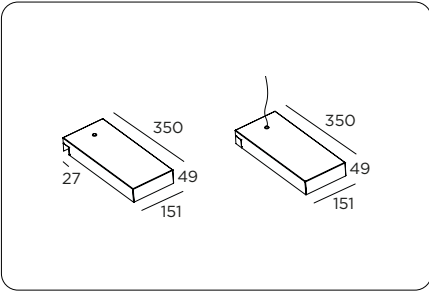


Driver Box



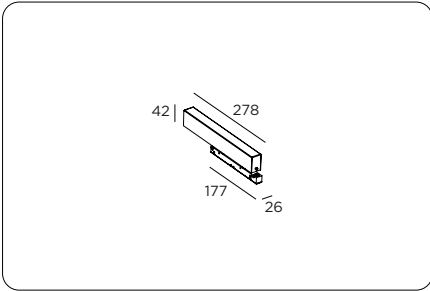
714	Driver Box	0€
+		
Versions		
91	75W	265€
93	150W	307€
+		
Control		
50	ON-OFF	0€
65	DALI	35€
CA	CASAMBI	245€
+		
Luminaire body colour		
42	Matt white	0€
52	Matt black	0€
+		
Colore Adapter		
/42	Matt white	0€
/52	Matt black	0€
Application		
/PL	Ceiling light	0€
/SO	Pendant	60€

Driver Box Maxi



714	Driver Box	0€
+		
Versions		
94	Maxi 480W	499€
+		
Control		
50	ON-OFF	0€
+		
Luminaire body colour		
42	Matt white	0€
52	Matt black	0€
+		
Colore Adapter		
/42	Matt white	0€
/52	Matt black	0€
Application		
/PL	Ceiling light	0€
/SO	Pendant	60€

Driver Box Slim



714	Driver Box	0€
+		
Versions		
92	Slim 96W	224€
+		
Control		
50	ON-OFF	0€
+		
Luminaire body colour		
42	Matt white	0€
52	Matt black	0€
+		
Colore Adapter		
/42	Matt white	0€
/52	Matt black	0€
Application		
/BI	Track	0€

SYSTEMS



LED RUNNER TRIM
650



LED RUNNER TRIMLESS
654

LUMINAIRES FOR SYSTEMS



LED RUNNER SPOT
662




LED RUNNER SPOT PLUS
666



LED RUNNER UNIT LED
670

LED RUNNER




Mechanic Joint

The basic segment of the LED Runner system can be mechanically joined together by a galvanized iron plate to be ordered as an accessory




Bottom Cover

The basic segment of the LED Runner system can be closed in the lower part through an aluminum cover or opal/microprismatic diffusers to be ordered separately.



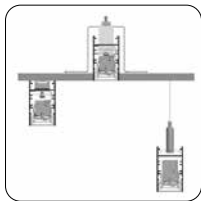
Installation Led Lighting Units

The LED lighting segments can be installed anywhere on the aluminum profile, far from one another, or in a continuous line.



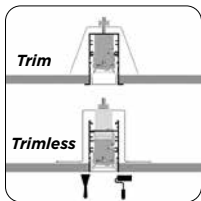
Electrical Cables Supports

The basic segments of the LED Runner system have some springs, that help to support the electrical cables inside the profile base. These supports help assemble the various light units upon installation.




Applications

The LED Runner system can be installed as Ceiling, Suspension and Recessed through the accessory brackets. The LED Runner system (Trimless version) can be installed as suspension through the appropriate steel cables provided as accessory. The units of the LED Runner system and the "L" connector (Trimless version) can be installed directly to the ceiling by a bracket to be ordered as an accessory.



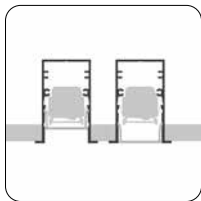
Recessed Installation

The false ceiling must be cut at the measure indicated on the assembling instructions, inserting the accessory brackets for the installation of the aluminum profile. For the Trimless version the false ceiling must be flattened later on for a perfect installation.



Wall To Wall Installation

The LED Runner system (Trimless version) can be installed Wall to Wall through the appropriate "L" brackets provide as accessory, they permit to support the profile without any suspension cables. This application permits to install profile with length up to 6m (White or Black) and up to 4,50m (Grey). The LED Runner system (Trimless version) can be installed Wall to Ceiling through the appropriate "L" brackets provide as accessory and suspension cables.



Diffusers

In the Trim version of the LED Runner system, the opal/microprismatic diffusers can be also installed 1 cm inward.

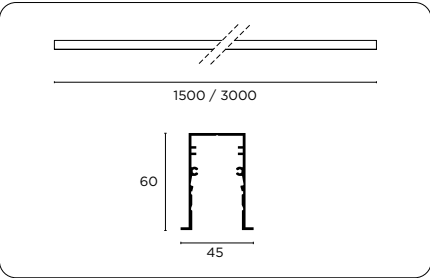
LED RUNNER TRIM



Available in Trim and Trimless versions_ system as ceiling, suspension or recessed_

The LED Runner system is made in estruded aluminum and available in Trim and Trimless versions, both profiles are in anodized grey or in matt white or matt black varnish. They are available in two different lengths and they can be easily joined by the specific brackets to create any form of system as ceiling, suspension or recessed application. In the Runner it is possible to install a wide range of LED products. The basic segments of LED RUNNER system can be cut at the desired length directly in our factory.


LED RUNNER TRIM System



7099000	LED RUNNER TRIM System	43€
+		
Finish		
42	Matt white	0€
52	Matt black	0€
80	Anodized grey	0€
+		
Versions		
/150	1500mm	0€
/300	3000mm	35€
+		
Connectors		
7089021	Straight bracket	19€
709900742	"L" connector - white	34€
709900752	"L" connector - black	34€
709900780	"L" connector Anodized grey	34€
709902242	Vertical "L" brackets - white	41€
709902252	Vertical "L" brackets - black	41€
709902280	Vertical "L" brackets - Anodized grey	41€
+		
Bracket		
7099005	Recessed bracket	20€

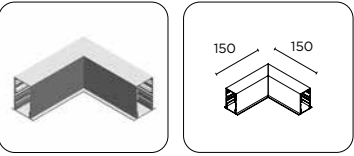
Accessories		
709900842	End cap side - white	6€
709900852	End cap side - black	6€
709900880	End cap side Anodized grey	6€
9G01342/150	Bottom cover white - 1500mm	22€
9G01342/300	Bottom cover white - 3000mm	42€
9G01352/150	Bottom cover black - 1500mm	22€
9G01352/300	Bottom cover black - 3000mm	42€
9G01380/150	Bottom cover - Anodized grey - 1500mm	22€
9G01380/300	Bottom cover - Anodized grey - 3000mm	42€
9G011/150	Diffuser opal - 1500mm	22€
9G011/300	Diffuser opal - 3000mm	42€
9G012/150	Microprismatic diffuser 1500mm	22€
9G012/300	Microprismatic diffuser 3000mm	42€
+		
Wiring		
7029009	300mm, 6x1.5mm2	36€
7029010	900mm, 6x1.5mm2	39€
7029011	1500mm, 6x1.5mm2	42€
7029012	3000mm, 6x1.5mm2	68€
7029013	5000mm, 6x1.5mm2	98€
7029014	10,000mm, 6x1.5mm2	106€

LED RUNNER TRIM connectors



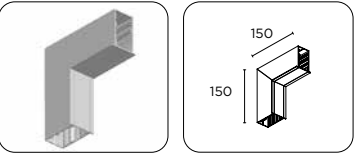
Straight connector.

Straight connector		
708 90 21		19€



"L" connector HORIZONTAL.
With this Accessory it is necessary to order two linear connection plates.

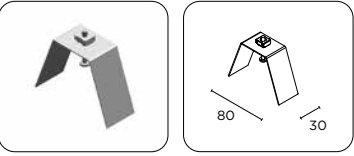
Connector horizontal		
Finish		
709 90 07	42	Matt white
	52	Matt black
	80	Anodized grey
		34€



"L" connector VERTICAL.
With this Accessory it is necessary to order two linear connection plates.

Connector vertical		
Finish		
709 90 22	42	Matt white
	52	Matt black
	80	Anodized grey
		41€

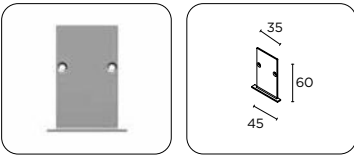
LED RUNNER TRIM mounting systems



Recessed bracket.
Maximum distance between the brackets 2,5 m.


Recessed bracket		
709 90 05		20€

LED RUNNER TRIM accessories




End cap side.

End cap side		
Finish		
709 90 08	42	Matt white
	52	Matt black
	80	Anodized grey
		6€



Bottom cover.

Cover		
Finish		
Lenght		
9G0 13	42	Matt white
	/150	1500
	52	Matt black
	/300	3000
	80	Anodized grey
		22€
		42€



Diffuser opal o microprismatic..

Diffuser		
Finish		
Lenght		
9G0	11	opal
	/150	1500
	12	microprismatic
	/300	3000
		22€
		42€

LED RUNNER TRIM through-wiring



Through-wiring with fast-on holder.

Wiring		
Conductors		
Lenght		
702 90	(6x1,5 mm²)	09
		300
		10
		900
		11
		1500
		12
		3000
		13
		5000
		14
		10000
		36€
		39€
		42€
		68€
		98€
		106€

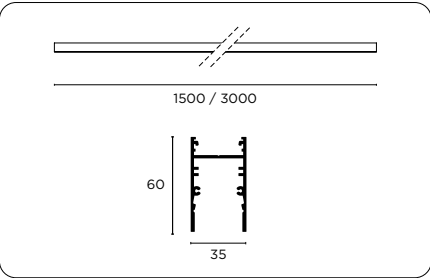
LED RUNNER TRIMLESS



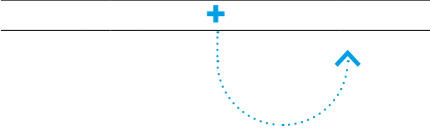
Available in Trim and Trimless versions_system as ceiling, suspension or recessed_

The LED Runner system is made in estruded aluminum and available in Trim and Trimless versions, both profiles are in anodized grey or in matt white or matt black varnish. They are available in two different lengths and they can be easily joined by the specific brackets to create any form of system as ceiling, suspension or recessed application. In the Runner it is possible to install a wide range of LED products. The basic segments of LED RUNNER system can be cut at the desired length directly in our factory.

LED RUNNER TRIMLESS System




7099000	LED RUNNER TRIMLESS	43€
+		
Finish		
42	Matt white	0€
52	Matt black	0€
80	Anodized grey	0€
+		
Versions		
/150	1500mm	0€
/300	3000mm	35€
+		
Connectors		
7089021	Straight bracket	19€
708900742	"L" connector - white	33€
708900752	"L" connector - black	33€
708900780	Giunto a "L" orizzontale - Anodized grey	33€
708902242	Vertical "L" brackets - white	36€
708902252	Vertical "L" brackets - black	36€
708902280	Vertical "L" brackets - Anodized grey	36€
+		
Mounting systems		
7089015	Steel cable	19€
7089023	Mounting bracket ceiling/wall	12€
7089005	Recessed bracket	22€
7089019	Mounting bracket wall	15€
9R0000242	Ceiling canopy - white	21€
9R0000252	Ceiling canopy - black	21€
9R0000291	Ceiling canopy - Anodized grey	21€



Accessories		
708900842	End cap side white	7€
708900852	End cap side - black	7€
708900880	End cap side - Anodized grey	7€
9G01342/150	Bottom cover white - 1500mm	22€
9G01342/300	Bottom cover white - 3000mm	42€
9G01352/150	Bottom cover black - 1500mm	22€
9G01352/300	Bottom cover black - 3000mm	42€
9G01380/150	Bottom cover Anodized grey - 1500mm	22€
9G01380/300	Bottom cover Anodized grey - 3000mm	42€
9G011/150	Diffuser opal 1500mm	22€
9G011/300	Diffuser opal 3000mm	42€
9G012/150	Microprismatic diffuser - 1500mm	22€
9G012/300	Microprismatic diffuser - 3000mm	42€
+		
Feeder		
7029009	300mm, 6x1.5mm²	36€
7029010	900mm, 6x1.5mm²	39€
7029011	1500mm, 6x1.5mm²	42€
7029012	3000mm, 6x1.5mm²	68€
7029013	5000mm, 6x1.5mm²	98€
7029014	10,000mm, 6x1.5mm²	106€
7029016	5000mm, 3x0.75mm²	35€
7029017	5000mm, 7x1.50mm²	120€

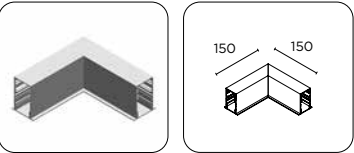
LED RUNNER TRIMLESS connectors



Straight connector.

IP40

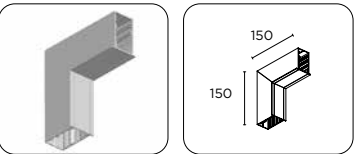
Straight connector		
708 90 21		19€



"L" connector HORIZONTAL.
With this Accessory it is necessary to order two linear connection plates.

IP40

Connector horizontal		
Finish		
709 90 07	42	Matt white
	52	Matt black
	80	Anodized grey
		34€

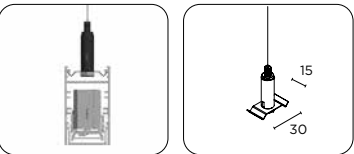


"L" connector VERTICAL.
With this Accessory it is necessary to order two linear connection plates.

IP40

Connector vertical		
Finish		
709 90 22	42	Matt white
	52	Matt black
	80	Anodized grey
		41€

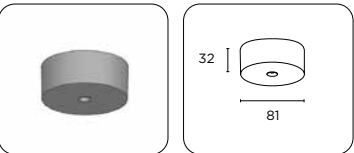
LED RUNNER TRIMLESS mounting systems



Wire hanger.
Maximum distance between the steel cables 2,5 m.

0,07

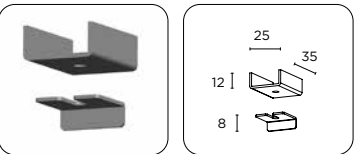
Wire		
Lenght		
708 90 15	5000	19€



Ceiling canopy.

IP40

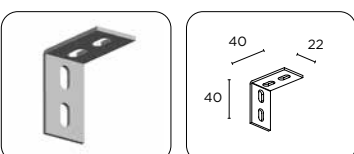
Canopy		
Finish		
9R0 00 02	42	Matt white
	52	Matt black
	91	Anodized grey
		21€



Ceiling-Wall bracket.

0,02

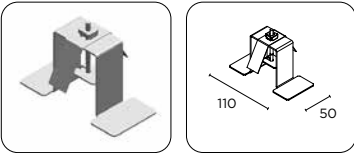
Ceiling-Wall bracket		
708 90 23		12€



Brackets for wall installation.
With this accessory there is no need to order the end cap.

0,02

Brackets		
708 90 19		15€



Recessed bracket.
Maximum distance between the brackets 2,5 m.

0,10

Recessed bracket		
708 90 05		22€


LED RUNNER TRIMLESS accessories



End cap side.

0,03

End cap side		
Finish		
708 90 08	42	Matt white
	52	Matt black
	80	Anodized grey
		7€



Bottom cover.

IP40

Cover		
Finish		Lenght
9G0 13	42	Matt white /150 1500
	52	Matt black /300 3000
	80	Anodized grey
		22€




Diffuser opal o microprismatic..

IP40

Diffuser		
Finish		Lenght
9G0	11	opal /150 1500
	12	microprismatic /300 3000
		22€

LED RUNNER TRIMLESS through-wiring



Through-wiring with fast-on holder.

Wiring				
Conductors		Lenght		
702 90	(6x1,5 mm²)	09	300	36€
		10	900	39€
		11	1500	42€
		12	3000	68€
		13	5000	98€
		14	10000	106€



Through-wiring di Feeder.

Wiring				
Conductors		Lenght		
702 90	16	(3x0,75 mm²)	5000	35€
	17	(7x1,50 mm²)	5000	120€



LED RUNNER SPOT



LED RUNNER SPOT

IP20 ⚡ ⚡ ⚡ 750°



Segment with 1 or 2 adjustable LED spots for LED Runner system. The spots can be adjusted 90° vertically and 350° horizontally.
Each spot has to be completed with decorative ring with included optics.
Lumen maintenance of 100.000 hrs at L80B10.

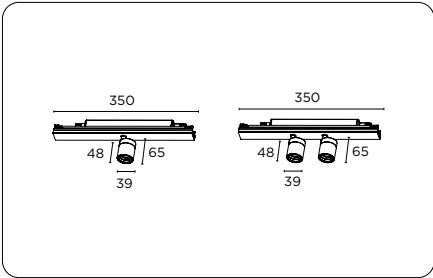
Led Runner Spot / Medium			3000 K / Ra 95		
m	Ø	Lux	21°	Glaring	-
1	0.38	3404		UGR	26.3
2	0.75	851		Colour deviation	3 SDCM
3	1.13	378		Fixture power	8.7 W
4	1.50	213		Fixture flux	831.0 lm
5	1.88	136		Fixture efficacy	96 lm/W
			IMax 3404 cd	LED values	8.7 W 1100.0 lm

Led Runner Spot / Large			3000 K / Ra 95		
m	Ø	Lux	30°	Glaring	-
1	0.54	1979		UGR	19.2
2	1.09	495		Colour deviation	3 SDCM
3	1.63	220		Fixture power	8.7 W
4	2.17	124		Fixture flux	826.0 lm
5	2.71	79		Fixture efficacy	95 lm/W
			IMax 1979 cd	LED values	8.7 W 1100.0 lm

Led Runner Spot / Wide			3000 K / Ra 95		
m	Ø	Lux	59°	Glaring	-
1	1.14	703		UGR	30.5
2	2.27	176		Colour deviation	3 SDCM
3	3.41	78		Fixture power	8.7 W
4	4.54	44		Fixture flux	716.0 lm
5	5.68	28		Fixture efficacy	82 lm/W
			IMax 703 cd	LED values	8.7 W 1100.0 lm

In-depth studies and technical sheets
exenia.eu/products

LED RUNNER SPOT



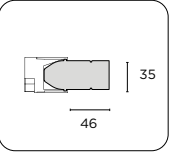
353	LED RUNNER SPOT	0€
+		
Versions		
70	1x 9W	212€
71	2x 9W	267€
+		
Control		
50	ON-OFF	0€
61	1.10V	50€
65	DALI	50€
69	PUSH	50€
+		
Finish		
42	Matt white	0€
52	Matt black	0€
80	Anodized grey	0€
+		
CRI-CCT		
-	CRI85 3000K	0€
/9527	CRI95 2700K	0€
/9530	CRI95 3000K	0€
/9540	CRI95 4000K	0€
+		
Decorative ring		
3539050	Decorative ring	16€
+		
Ring finish		
1M	Brick red	0€
10	Lacquered red	0€
17	Matt orange	0€
20	Spring green	0€
33	Corn yellow	0€
42	Matt white	0€
52	Matt black	0€
64	Baby blue	0€
92	Concrete grey	0€
+		
Optics		
/M	Medium	0€
/L	Large	0€
/W	Wide	0€
↓		
Independent accessories		
9Q31752	Optic Narrow	78€
9G049	Cut-off	21€
9G048	Visor	27€
9G023	Honeycomb louvre	18€
9G024	Satin diffuser	12€



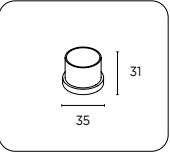
Optics with rings

Ring - Optic				
Ring finish		Optic		16€
353 90 50	1M	Brick red	/M Medium	
	10	Lacquered red	/L Large	
	17	Matt orange	/W Wide	
	20	Spring green		
	33	Corn yellow		
	42	Matt white		
	52	Matt black		
	64	Baby blue		
	92	Concrete grey		

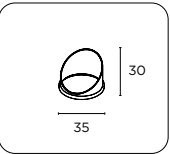
LED RUNNER SPOT accessories



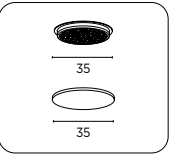
With the Narrow optic it is possible to obtain a 10° narrow beam.
Optic assembly and its coloured ring should not be ordered with this accessory.



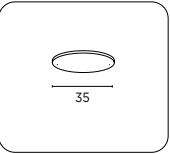
Thanks to this accessory it is possible to obtain a narrow and sharp beam, with a greater contrast between the illuminated and non illuminated area.



Thanks to this accessory it is possible to obtain an asymmetrically narrower and sharper beam with a greater contrast between the illuminated and non-illuminated area.



The honeycomb grid is an accessory used for the anti-glare effect. It reduces the luminous flux by 20%.



The satin diffuser increases the diffusion of the luminous flux by widening and softening the beam of light.



Optic Narrow	
9Q 317 52	78€

Cut-Off	
9G 049	21€

Visor	
9G 048	27€

Honeycomb louvre	
9G 023	18€

Satin diffuser	
9G 024	12€

LED RUNNER SPOT PLUS

IP20 ⚡ ⚡ ⚡ ⚡



Lighting segment with 1 or 2 adjustable LED spots for LED Runner system.
The spots can be adjusted 90° vertically and 350° horizontally.
Each spot has to be completed with decorative accessory ring with included optics.
Lumen maintenance of 100.000 hrs at L80B10.

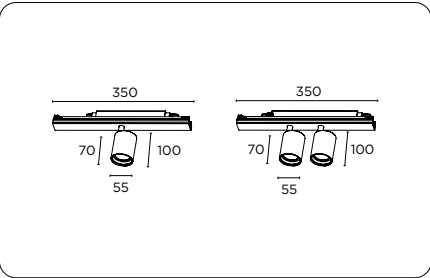
Led Runner Spot Plus / Large				3000 K / Ra 95	
m	Ø	Lux	53°	Glaring	-
1	1.00	1582		UGR	21.3
2	2.01	395		Colour deviation	3 SDCM
3	3.01	176		Fixture power	13.5 W
4	4.02	99		Fixture flux	1208.0 lm
5	5.02	63		Fixture efficacy	89 lm/W
				LED values	12.1 W 1361.0 lm
				IMax 1582 cd	

Led Runner Spot Plus / Medium				3000 K / Ra 95	
m	Ø	Lux	47°	Glaring	-
1	0.87	1795		UGR	20.6
2	1.73	449		Colour deviation	3 SDCM
3	2.60	199		Fixture power	13.5 W
4	3.46	112		Fixture flux	1205.0 lm
5	4.33	72		Fixture efficacy	89 lm/W
				LED values	12.1 W 1361.0 lm
				IMax 1795 cd	

Led Runner Spot Plus / Spot				3000 K / Ra 95	
m	Ø	Lux	29°	Glaring	-
1	0.52	2966		UGR	18.9
2	1.04	741		Colour deviation	3 SDCM
3	1.56	330		Fixture power	13.5 W
4	2.08	185		Fixture flux	1202.0 lm
5	2.61	119		Fixture efficacy	89 lm/W
				LED values	12.1 W 1361.0 lm
				IMax 2966 cd	

In-depth studies and technical sheets
exenia.eu/products

LED RUNNER SPOT PLUS



364	LED RUNNER SPOT PLUS	0€
+		
Versions		
70	1x 13W	294€
71	2x 13W	325€
+		
Control		
50	ON-OFF	0€
61	1.10V	50€
65	DALI	50€
69	PUSH	50€
+		
Finish		
42	Matt white	0€
52	Matt black	0€
80	Anodized grey	0€
+		
CRI-CCT		
-	CRI85 3000K	0€
/9527	CRI95 2700K	0€
/9530	CRI95 3000K	0€
/9540	CRI95 4000K	0€
+		
Decorative ring		
6109050	Decorative ring	17€
+		
Ring finish		
10	Lacquered red	0€
17	Matt orange	0€
20	Spring green	0€
33	Corn yellow	0€
42	Matt white	0€
52	Matt black	0€
92	Concrete grey	0€
64	Baby blue	0€
+		
Optics		
/S	Spot	0€
/M	Medium	0€
/L	Large	0€

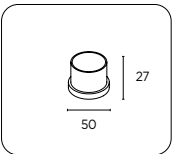
Independent accessories		
9G040	Cut-off	24€
9G039	Visor	29€
9G025	Honeycomb louvre	18€
9G026	Satin diffuser	12€



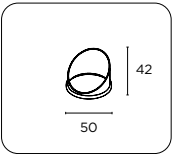
Optics with rings

Ring - Optic				
Ring finish		Optic		
610 90 50	10	Lacquered red	/S	Spot
	17	Matt orange	/M	Medium
	20	Spring green	/L	Large
	33	Corn yellow		
	42	Matt white		
	52	Matt black		
	92	Concrete grey		
	64	Baby blue		
				17€

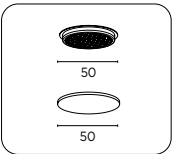
LED RUNNER SPOT PLUS accessories



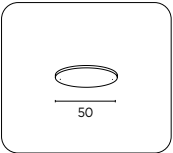
Thanks to this accessory it is possible to obtain a narrow and sharp beam, with a greater contrast between the illuminated and non illuminated area.



Thanks to this accessory it is possible to obtain an asymmetrically narrower and sharper beam with a greater contrast between the illuminated and non-illuminated area.



The honeycomb grid is an accessory used for the anti-glare effect. It reduces the luminous flux by 20%.



The satin diffuser increases the diffusion of the luminous flux by widening and softening the beam of light.



Cut-Off	
9G 040	24€

Visor	
9G 039	29€


Honeycomb louvre	
9G 025	18€


Satin diffuser	
9G 026	12€

LED RUNNER UNIT LED




Lighting segment for LED Runner system with LED sources to be easily installed with snap on system.
Opal or microprismatic polycarbonate diffuser to be ordered separately.
Lumen maintenance of 60.000 hrs at L80B10.

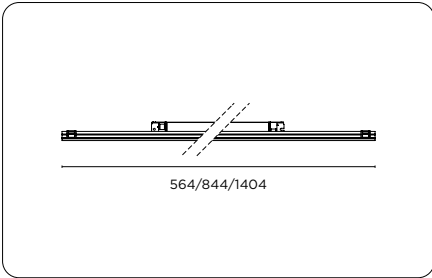
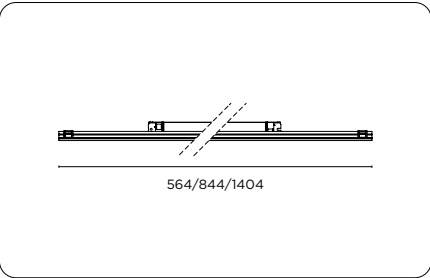
Led Runner Unit LED / 564 / Microprismatic Dif.				3000 K / Ra 85	
m	Ø	Lux	<div><div>96°</div><div>IMax 488 cd</div></div>		
1	2.14	485		Glaring	-
2	4.27	121		UGR	22.6
3	6.41	54		Colour deviation	3 SDCM
4	8.55	30		Fixture power	13.6 W
5	10.68	19		Fixture flux	1088.0 lm
			Fixture efficacy	80 lm/W	
			LED values	12.2 W	1740.0 lm

3000 K / Ra 85				
m	Ø	Lux	108°	Glaring
1	2.77	555		UGR 26.0
2	5.53	139		Colour deviation 3 SDCM
3	8.30	62		Fixture power 20.5 W
4	11.07	35		Fixture flux 1527.0 lm
5	13.84	22		Fixture efficacy 74 lm/W
				LED values 18.3 W 2844.0 lm
				IMax 555 cd

Led Runner Unit LED / 564 / Opal Dif.				3000 K / Ra 85	
m	Ø	Lux	108°	Glaring	-
1	2.77	340		UGR	25.7
2	5.53	85		Colour deviation	3 SDCM
3	8.30	38		Fixture power	13.6 W
4	11.07	21		Fixture flux	934.0 lm
5	13.84	14		Fixture efficacy	69 lm/W
			IMax 340 cd	LED values	12.2 W 1740.0 lm

Led Runner Unit LED / 844 / Microprismatic Dif.				3000 K / Ra 85	
m	Ø	Lux	<div><div>96°</div><div>IMax 798 cd</div></div>		
1	2.14	794		Glaring	-
2	4.27	198		UGR	22.9
3	6.41	88		Colour deviation	3 SDCM
4	8.55	50		Fixture power	20.5 W
5	10.68	32		Fixture flux	1779.0 lm
			Fixture efficacy	87 lm/W	
			LED values	18.3 W	2844.0 lm

UNIT LED - LED RUNNER



70871	Led Runner Unit Led 13W 564mm	195€
70872	Led Runner Unit Led 19W 844mm	242€
70874	Led Runner Unit Led 32W 1404mm	364€
+		
Control		
50	ON-OFF	0€
+		
Finish		
00	Aluminum	0€
+		
CRI-CCT		
-	CRI85 3000K	0€
/8527	CRI85 2700K	0€
/8540	CRI85 4000K	0€
+		
Diffuser		
9G011/150	Diffuser opal 1500mm	22€
9G011/300	Diffuser opal 3000mm	42€
9G012/150	Diffuser microprismatic 1500mm	22€
9G012/300	Microprismatic diffuser 3000mm	42€

70871	Led Runner Unit Led 28W 564mm	195€
70872	Led Runner Unit Led 42W 844mm	242€
70874	Led Runner Unit Led 70W 1404mm	364€
+		
Control		
61	1.10V	50€
65	DALI	50€
69	PUSH	50€
+		
Finish		
00	Aluminum	0€
+		
CRI-CCT		
-	CRI85 3000K	0€
/8527	CRI85 2700K	0€
/8540	CRI85 4000K	0€
+		
Diffuser		
9G011/150	Diffuser opal 1500mm	22€
9G011/300	Diffuser opal 3000mm	42€
9G012/150	Diffuser microprismatic 1500mm	22€
9G012/300	Microprismatic diffuser 3000mm	42€




Diffuser opal o microprismatic



Diffuser				
Finish			Lenght	
9G0	11	opal	/150	1500 22€
	12	microprismatic	/300	3000 42€

Led Runner Unit LED / 1404 / Opal Dif.				3000 K / Ra 85	
m	Ø	Lux	108°	Glaring	
1	2.77	842		UGR	25.7
2	5.53	211		Colour deviation	3 SDCM
3	8.30	94		Fixture power	32.0 W
4	11.07	53		Fixture flux	2315.0 lm
5	13.84	34		Fixture efficacy	72 lm/W
			IMax 842 cd	LED values	28.5 W 4312.0 lm

Led Runner Unit LED / 1404 / Microprismatic Dif. 3000 K / Ra 85					
m	Ø	Lux	96°	Glaring	
1	2.14	1196		-	
2	4.27	299		UGR	22.5
3	6.41	133		Colour deviation	3 SDCM
4	8.55	75		Fixture power	32.0 W
5	10.68	48		Fixture flux	2681.0 lm
				Fixture efficacy	84 lm/W
				LED values	28.5 W 4312.0 lm
			IMax 1202 cd		

FLOOR FIXTURES







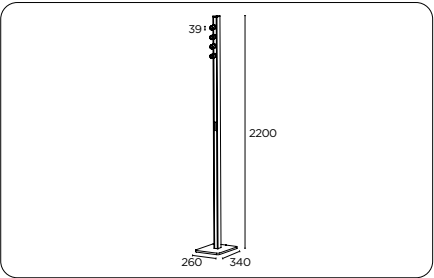
Adjustable optical groups_
high efficacy LED COB source_

Accademia is a free-standing application of the Museo Mini with 4 independently orientable LED spotlights. The body is made of painted aluminium, available in matt white, matt black or anodised grey versions. The anodised version is provided with spots in matt black. This product is designed to solve installation challenges in constrained spaces such as frescoed rooms and historic buildings or where the introduction of additional equipments is impossible. Driver on board 220/240V - 50/60Hz.

Accademia / Medium			3000 K / Ra 95	
m	Ø	Lux	21°	Glaring -
1	0.38	3404		UGR 26.3
2	0.75	851		Colour deviation 3 SDCM
3	1.13	378		Fixture power 9.7 W
4	1.50	213		Fixture flux 831.0 lm
5	1.88	136		Fixture efficacy 86 lm/W
			IMax 3404 cd	LED values 8.7 W 1100.0 lm

Accademia / Large			3000 K / Ra 95	
m	Ø	Lux	30°	Glaring -
1	0.54	1979		UGR 19.2
2	1.09	495		Colour deviation 3 SDCM
3	1.63	220		Fixture power 9.7 W
4	2.17	124		Fixture flux 826.0 lm
5	2.71	79		Fixture efficacy 85 lm/W
			IMax 1979 cd	LED values 8.7 W 1100.0 lm

Accademia / Wide			3000 K / Ra 95	
m	Ø	Lux	59°	Glaring -
1	1.14	703		UGR 30.5
2	2.27	176		Colour deviation 3 SDCM
3	3.41	78		Fixture power 9.7 W
4	4.54	44		Fixture flux 716.0 lm
5	5.68	28		Fixture efficacy 74 lm/W
			IMax 703 cd	LED values 8.7 W 1100.0 lm



35330	ACCADEMIA 4x9W	1.163€
-------	----------------	--------

Control		
68	PUSH	0€

Finish		
42	Matt white	0€
52	Matt black	0€
80	Anodized grey	0€

CRI-CCT		
-	CRI85 3000K	0€
/9527	CRI95 2700K	0€
/9530	CRI95 3000K	0€
/9540	CRI95 4000K	0€

Decorative ring		
3539050	Decorative ring	16€

Finish Decorative ring		
1M	Brick red	0€
10	Lacquered red	0€
17	Matt orange	0€
20	Spring green	0€
33	Corn yellow	0€
42	Matt white	0€
52	Matt black	0€
64	Baby blue	0€
92	Concrete grey	0€

Optics		
/M	Medium	0€
/L	Large	0€
/W	Wide	0€

Independent accessories		
9Q31752	Optic Narrow	78€
9G049	Cut-off	21€
9G048	Visor	27€
9G023	Honeycomb louvre	18€
9G024	Satin diffuser	12€

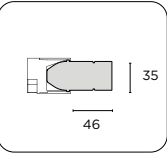
ACCADEMIA



This ring comes with optic and protective screen.

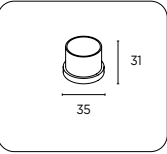
Ring - Optic					
Ring finish			Optic		
353 90 50	1M	Brick red	/M	Medium	16€
	10	Lacquered red	/L	Large	
	17	Matt orange	/W	Wide	
	20	Spring green			
	33	Corn yellow			
	42	Matt white			
	52	Matt black			
	64	Baby blue			
	92	Concrete grey			

ACCADEMIA accessories



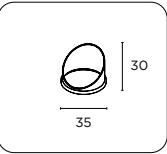

With the Narrow optic it is possible to obtain a 10° narrow beam.
Optic assembly and its coloured ring should not be ordered with this accessory.

Optic Narrow	
9Q 317 52	78€



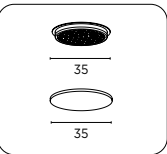
Thanks to this accessory it is possible to obtain a narrow and sharp beam, with a greater contrast between the illuminated and non illuminated area.

Cut-Off	
9G 049	21€



Thanks to this accessory it is possible to obtain an asymmetrically narrower and sharper beam with a greater contrast between the illuminated and non-illuminated area.

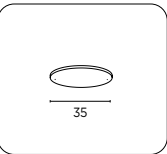
Visor	
9G 048	27€



The honeycomb grid is an accessory used for the anti-glare effect. It reduces the luminous flux by 20%.



Honeycomb louvre	
9G 023	18€



The satin diffuser increases the diffusion of the luminous flux by widening and softening the beam of light.



Satin diffuser	
9G 024	12€



OUTDOOR COLLECTION

PROJECTORS



BOLLARD



WALL



DOWNLIGHTS



WOLF BASE



WOLF BASE

A+ $\frac{1}{2}$ IP₆₆ IK₀₈ $\frac{2}{550^\circ}$ 0.60 0.3m



LED base projector with integral power supply_

LED base projector with body in die-cast aluminium and glass sealed optical chamber.

Luminaire head allows for 305° rotation and 135° tilt. Available with nominal 7W and 13W in 2700K, 3000K or 4000K in CRI95 or 3000K in CRI85. Lumen maintenance of 115,000 hrs at L80 B10.

Natural powder coat finish options include carbon grey, mud brown, matt sand, matt white textured and rust effect.

Optics choices include Spot, Flood, Medium and Wide. WOLF is available with a range of optical accessories including honeycomb louvre (factory fitted) as well as coloured ring, snoot, visor and adjustable elliptical lens accessory 14°x60° (field changeable and to be ordered separately).

Coloured rings are made from UV resistant PMMA and are available in translucent orange, translucent blue, translucent green and neutral. Ingress protection of IP66. Class I luminaire including ON/OFF power supply fitted in the base.

Wolf Base / 7W / Spot			3000 K / Ra 95	
m	Ø	Lux	15°	Glaring
1	0.26	3339		-
2	0.52	835		UGR 17.2
3	0.79	371		Colour deviation 3 SDCM
4	1.05	209		Fixture power 7.8 W
5	1.31	134		Fixture flux 518.0 lm
			IMax 3339 cd	Fixture efficacy 66 lm/W
				LED values 7.0 W 695.0 lm

Wolf Base / 7W / Flood			3000 K / Ra 95	
m	Ø	Lux	20°	Glaring
1	0.36	1971		-
2	0.72	493		UGR 17.8
3	1.08	219		Colour deviation 3 SDCM
4	1.45	123		Fixture power 7.8 W
5	1.81	79		Fixture flux 511.0 lm
			IMax 1971 cd	Fixture efficacy 66 lm/W
				LED values 7.0 W 695.0 lm

Wolf Base / 7W / Medium			3000 K / Ra 95	
m	Ø	Lux	33°	Glaring
1	0.59	1088		-
2	1.17	272		UGR 19.1
3	1.76	121		Colour deviation 3 SDCM
4	2.34	68		Fixture power 7.8 W
5	2.93	44		Fixture flux 516.0 lm
			IMax 1088 cd	Fixture efficacy 66 lm/W
				LED values 7.0 W 695.0 lm

Wolf Base / 7W / Wide			3000 K / Ra 95	
m	Ø	Lux	37°	Glaring
1	0.67	920		-
2	1.34	230		UGR 18.7
3	2.01	102		Colour deviation 3 SDCM
4	2.68	57		Fixture power 7.8 W
5	3.35	37		Fixture flux 490.0 lm
			IMax 920 cd	Fixture efficacy 63 lm/W
				LED values 7.0 W 695.0 lm

Wolf Base / 7W / Elliptical			3000 K / Ra 95	
m	Ø	Lux	29°	Glaring
1	0.74	936		-
2	1.48	234		UGR 31.6
3	2.21	104		Colour deviation 3 SDCM
4	2.95	58		Fixture power 7.8 W
5	3.69	37		Fixture flux 417.0 lm
			IMax 936 cd	Fixture efficacy 53 lm/W
				LED values 7.0 W 695.0 lm

Wolf Base / 13W / Spot			3000 K / Ra 95	
m	Ø	Lux	20°	Glaring
1	0.34	4232		-
2	0.69	1058		UGR 19.1
3	1.03	470		Colour deviation 3 SDCM
4	1.38	264		Fixture power 13.9 W
5	1.72	169		Fixture flux 959.0 lm
			IMax 4232 cd	Fixture efficacy 69 lm/W
				LED values 12.2 W 1370.0 lm

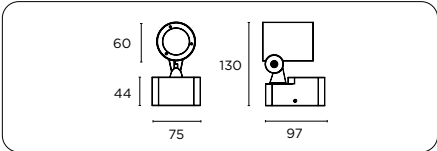
Wolf Base / 13W / Flood			3000 K / Ra 95	
m	Ø	Lux	25°	Glaring
1	0.44	2905		-
2	0.88	726		UGR 19.9
3	1.32	323		Colour deviation 3 SDCM
4	1.75	182		Fixture power 13.9 W
5	2.19	116		Fixture flux 943.6 lm
			IMax 2905 cd	Fixture efficacy 68 lm/W
				LED values 12.2 W 1370.0 lm

Wolf Base / 13W / Medium			3000 K / Ra 95	
m	Ø	Lux	37°	Glaring
1	0.67	1845		-
2	1.33	461		UGR 21.4
3	2.00	205		Colour deviation 3 SDCM
4	2.67	115		Fixture power 13.9 W
5	3.33	74		Fixture flux 990.6 lm
			IMax 1845 cd	Fixture efficacy 71 lm/W
				LED values 12.2 W 1370.0 lm

Wolf Base / 13W / Wide			3000 K / Ra 95	
m	Ø	Lux	54°	Glaring
1	1.02	1286		-
2	2.04	321		UGR 22.0
3	3.06	143		Colour deviation 3 SDCM
4	4.08	80		Fixture power 13.9 W
5	5.09	51		Fixture flux 952.5 lm
			IMax 1286 cd	Fixture efficacy 69 lm/W
				LED values 12.2 W 1370.0 lm

Wolf Base / 13W / Elliptical			3000 K / Ra 95	
m	Ø	Lux	44°	Glaring
1	1.27	1342		-
2	2.54	335		UGR 30.4
3	3.81	149		Colour deviation 3 SDCM
4	5.08	84		Fixture power 13.9 W
5	6.35	54		Fixture flux 898.2 lm
			IMax 1342 cd	Fixture efficacy 65 lm/W
				LED values 12.2 W 1370.0 lm

WOLF Base projector



8402	WOLF Base projector	239€
------	---------------------	------

+		
Versions		
40	7W	0€
4A	13W	15€

+		
Control		
0	ON-OFF	0€

+		
Finish		
R	Corten effect	0€
M	Mud brown	0€
S	Sand	0€
G	Concrete grey	0€
W	Matt white txt	0€

+		
CRI-CCT		
B3	CRI85 3000K	0€
52	CRI95 2700K	0€
53	CRI95 3000K	0€
54	CRI95 4000K	0€

+		
Optics		
S	Spot	0€
F	Flood	0€
M	Medium	0€
W	Wide	0€

+		
Honeycomb louvre		
H	Honeycomb louvre	8€

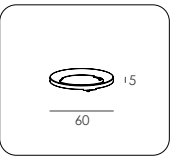
+		
Decorative ring		
84009000	Decorative ring	11€

+		
Ring finish		
T0	Translucent	0€
T1	Translucent Orange	0€
T2	Translucent Green	0€
T6	Translucent Blue	0€

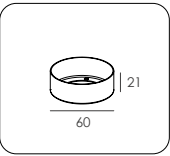


Optical Accessories		
9G050	Snoot	28€
9G051	Visor	22€
9G052	Elliptical lens (14°x60°)	20€
Connector option		
9G065	CONNECTOR 3x1mmq 2 OUTPUTS C/GEL IP68 PLASTIC BLACK	25€

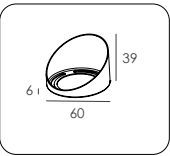
WOLF BASE accessories



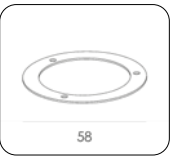

Colored polycarbonate decorative ring in paste, translucent appearance.



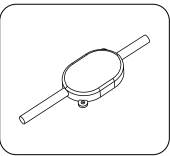
Thanks to this accessory it is possible to obtain a narrow and sharp beam, with a strong contrast between the illuminated and unlit area.



Thanks to this accessory it is possible to obtain an asymmetrically narrower and sharper beam with a greater contrast between the illuminated and non-illuminated area.



With this accessory you can obtain a narrow beam with an elliptical 18°x40° shape.



With this accessory, you can create connections while ensuring IP68 grade protection.



Decorative ring		
8 400 90 00	T0	neutral
	T1	orange fire
	T2	green
	T6	blue
		11€

Snoot		
9G 050		28€

Visor		
9G 051		22€

Elliptical lens		
9G 052		20€
only for Spot optics		

Connector		
9G 065	3x1 mmq - 2 outputs	25€





LED projector with remote power supply_

LED projector with body in die-cast aluminium and glass sealed optical chamber. To be specified with remote power supply and a choice of wall mount, tree mount or stake mount options.

The luminaire head allows for 305° rotation and 135° tilt. Available with nominal 7W (840lm) or 13W(1690m) in 2700K, 3000K or 4000K in CRI95 or 3000K in CRI85. Lumen maintenance of 115,000 hrs at L80 B10.

Natural powder coat finish options include carbon grey, mud brown, matt sand, matt white textured and rust effect.

Optics choices include Spot (15° for 7W and 19° for 13W), Flood (21° for 7W and 25° for 13W), Medium (32° for 7W and 37° for 13W) and Wide (38° for 7W and 54° for 13W). WOLF is available with a range of optical accessories including honeycomb louvre (factory fitted) as well as coloured ring, snoot, visor (field changeable and to be ordered separately).

Coloured rings are made from UV resistant PMMA and are available in translucent orange, translucent blue, translucent green and neutral. Ingress protection of IP66. Class III luminaire for use with remote ON/OFF or DALI power supply.

Wolf / 7W / Spot			3000 K / Ra 95	
m	Ø	Lux	15°	Glaring
1	0.26	3339		-
2	0.52	835		UGR 17.2
3	0.79	371		Colour deviation 3 SDCM
4	1.05	209		Fixture power 7.0 W
5	1.31	134		Fixture flux 518.0 lm
			IMax 3339 cd	Fixture efficacy 74 lm/W
				LED values 7.0 W 695.0 lm

Wolf / 7W / Flood			3000 K / Ra 95	
m	Ø	Lux	20°	Glaring
1	0.36	1971		-
2	0.72	493		UGR 17.8
3	1.08	219		Colour deviation 3 SDCM
4	1.45	123		Fixture power 7.0 W
5	1.81	79		Fixture flux 511.0 lm
			IMax 1971 cd	Fixture efficacy 73 lm/W
				LED values 7.0 W 695.0 lm

Wolf / 7W / Medium			3000 K / Ra 95	
m	Ø	Lux	33°	Glaring
1	0.59	1088		-
2	1.17	272		UGR 19.1
3	1.76	121		Colour deviation 3 SDCM
4	2.34	68		Fixture power 7.0 W
5	2.93	44		Fixture flux 516.0 lm
			IMax 1088 cd	Fixture efficacy 74 lm/W
				LED values 7.0 W 695.0 lm

Wolf / 7W / Wide			3000 K / Ra 95	
m	Ø	Lux	37°	Glaring
1	0.67	920		-
2	1.34	230		UGR 18.7
3	2.01	102		Colour deviation 3 SDCM
4	2.68	57		Fixture power 7.0 W
5	3.35	37		Fixture flux 490.0 lm
			IMax 920 cd	Fixture efficacy 70 lm/W
				LED values 7.0 W 695.0 lm

Wolf / 7W / Ellipse			3000 K / Ra 95	
m	Ø	Lux	29°	Glaring
1	0.74	936		-
2	1.48	234		UGR 31.6
3	2.21	104		Colour deviation 3 SDCM
4	2.95	58		Fixture power 7.0 W
5	3.69	37		Fixture flux 417.0 lm
			IMax 936 cd	Fixture efficacy 60 lm/W
				LED values 7.0 W 695.0 lm

Wolf / 13W / Spot			3000 K / Ra 95	
m	Ø	Lux	20°	Glaring
1	0.34	4232		-
2	0.69	1058		UGR 19.1
3	1.03	470		Colour deviation 3 SDCM
4	1.38	264		Fixture power 12.2 W
5	1.72	169		Fixture flux 959.0 lm
			IMax 4232 cd	Fixture efficacy 79 lm/W
				LED values 12.2 W 1370.0 lm

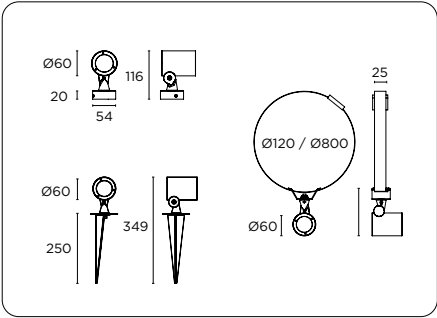
Wolf / 13W / Flood			3000 K / Ra 95	
m	Ø	Lux	25°	Glaring
1	0.44	2905		-
2	0.88	726		UGR 19.9
3	1.32	323		Colour deviation 3 SDCM
4	1.75	182		Fixture power 12.2 W
5	2.19	116		Fixture flux 943.6 lm
			IMax 2905 cd	Fixture efficacy 77 lm/W
				LED values 12.2 W 1370.0 lm

Wolf / 13W / Medium			3000 K / Ra 95	
m	Ø	Lux	37°	Glaring
1	0.67	1845		-
2	1.33	461		UGR 21.4
3	2.00	205		Colour deviation 3 SDCM
4	2.67	115		Fixture power 12.2 W
5	3.33	74		Fixture flux 990.6 lm
			IMax 1845 cd	Fixture efficacy 81 lm/W
				LED values 12.2 W 1370.0 lm

Wolf / 13W / Wide			3000 K / Ra 95	
m	Ø	Lux	54°	Glaring
1	1.02	1286		-
2	2.04	321		UGR 22.0
3	3.06	143		Colour deviation 3 SDCM
4	4.08	80		Fixture power 12.2 W
5	5.09	51		Fixture flux 952.5 lm
			IMax 1286 cd	Fixture efficacy 78 lm/W
				LED values 12.2 W 1370.0 lm

Wolf / 13W / Ellipse			3000 K / Ra 95	
m	Ø	Lux	44°	Glaring
1	1.27	1342		-
2	2.54	335		UGR 30.4
3	3.81	149		Colour deviation 3 SDCM
4	5.08	84		Fixture power 12.2 W
5	6.35	54		Fixture flux 898.2 lm
			IMax 1342 cd	Fixture efficacy 74 lm/W
				LED values 12.2 W 1370.0 lm

WOLF Projector CC



8402	WOLF Projector	188€
+		
Versions		
43	7W	0€
44	13W	15€
+		
Driver		
R	Remote driver	0€
+		
Finish		
G	Concrete grey	0€
M	Mud brown	0€
R	Corten effect	0€
S	Sand	0€
W	Matt white txt	0€
+		
Mounting		
S	Stake mount	0€
T	Belt mount	0€
W	Wall mount	0€
+		
CRI-CCT		
B3	CRI85 3000K	0€
52	CRI95 2700K	0€
53	CRI95 3000K	0€
54	CRI95 4000K	0€

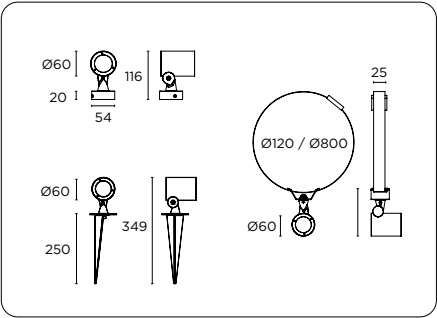
Optics		
S	Spot	0€
F	Flood	0€
M	Medium	0€
W	Wide	0€
+		
Honeycomb louvre		
H	Honeycomb louvre	8€
+		
Decorative ring		
84009000	Decorative ring	11€
+		
T0	Neutral	0€
T1	Orange	0€
T6	Ocean blue	0€
T2	Green	0€

Optical Accessories		
9G050	Snoot	28€
9G051	Visor	22€
9G052	Elliptical lens (14°x60°)	20€
+		
Connector option		
9G065	CONNECTOR 3x1mmq 2 OUTPUT C/ GEL IP68 PLASTIC BLACK	25€
+		
9G066	CONNECTOR 3x1,5mmq 2 OUTPUT C/ GEL IP68 PLASTIC BLACK	25€

The DC-CC (constant current) product version is suggest:

- when is not possible use electrical cable more than 1,5mm² and only the fixture's wire can be used.
- when with a single power supply have to manage up to 3 fixtures.
- for the distance power supply- product up to 15 meters.

WOLF CV 24/48V



8402	WOLF Projector	239€
+		
Versions		
41	Step-down 7W 24V/48V	0€
42	Step-down 13W A 48V	15€
+		
Driver		
R	Remote driver	0€
+		
Finish		
G	Concrete grey	0€
M	Mud brown	0€
R	Corten effect	0€
S	Sand	0€
W	Matt white txt	0€
+		
Mounting		
S	Stake mount	0€
T	Belt mount	0€
W	Wall mount	0€
+		
CRI-CCT		
B3	CRI85 3000K	0€
52	CRI95 2700K	0€
53	CRI95 3000K	0€
54	CRI95 4000K	0€

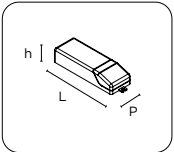
Optics		
S	Spot	0€
F	Flood	0€
M	Medium	0€
W	Wide	0€
+		
Honeycomb louvre		
H	Honeycomb louvre	8€
+		
Decorative ring		
84009000	Decorative ring	11€
+		
T0	Neutral	0€
T1	Orange	0€
T6	Ocean blue	0€
T2	Green	0€

Optical Accessories		
9G050	Snoot	28€
9G051	Visor	22€
9G052	Elliptical lens (14°x60°)	20€
+		
Connector option		
9G065	CONNECTOR 3x1mmq 2 OUTPUT C/ GEL IP68 PLASTIC BLACK	25€
+		
9G066	CONNECTOR 3x1,5mmq 2 OUTPUT C/ GEL IP68 PLASTIC BLACK	25€

The DC-CV (constant voltage) product version is suggest:

- when is possible use electrical cable section more than 2,5mm² and a SELV installation is required.
- when with a single power supply have to control several fixtures.
- when the distance power supply- product is more than 15 meters.

WOLF power supply



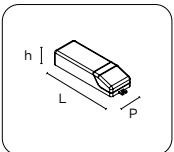
Driver LED

Power supplies for version 7W (DC 700mA - Vf=9,6V)							
	Control	LxPxh	Power	Voltage	Frequency	Compositions	
9D070010AL/IP67	ON/OFF	38x79x25	10W	220/240V	50/60Hz	max 1pcs	44€
	9D070038DDAL/IP67	DALI	35x185x33	38W	220/240V	50/60Hz	max 5pcs

Power supplies for version 7W (DC 700mA - Vf=9,6V)								
	Control	LxPxh	Power	Voltage	Frequency	Compositions		
IP ₂₀	9D070009AL	ON/OFF	39x76x23	9W	220/240V	50/60Hz	max 1pcs	20€
	9D070020AL	ON/OFF	38x125x23	20W	220/240V	50/60Hz	max 2pcs	31€
	9D070030AL	ON/OFF	38x125x23	30W	220/240V	50/60Hz	max 3pcs	32€
	9D070020DDTC	DALI	52x120x22	20W	220/240V	50/60Hz	max 2pcs	51€

Power supplies for version 13W (DC 350mA - Vf=35V)								
	Control	LxPxh	Power	Voltage	Frequency	Compositions		
IP67	9D035014AL/IP67	ON/OFF	38x79x25	14W	220/240V	50/60Hz	max 1pcs	48€
	9D035019DDAL/IP67	DALI	35x185x33	19W	220/240V	50/60Hz	max 1pcs	98€

Power supplies for version 13W (DC 350mA - Vf=35V)								
	Control	LxPxh	Power	Voltage	Frequency	Compositions		
IP ₂₀	9D035016AL	ON/OFF	38x125x22	16W	220/240V	50/60Hz	max 1pcs	31€
	9D035017DDTC	DALI	52x120x22	17W	220/240V	50/60Hz	max 1pcs	51€



Driver LED

Power supplies for version 7W (DC 24V)							
	Control	LxPxh	Power	Voltage	Frequency	Compositions	
9D24V014AL/IP67	ON/OFF	38x79x25	14W	220/240V	50/60Hz	max 2pcs	48€
	DALI	35x185x33	24W	220/240V	50/60Hz	max 3pcs	108€

Connect in parallel.

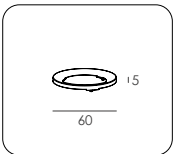
Power supplies for version 7W (DC 24/48V)							
	Control	LxPxh	Power	Voltage	Frequency	Compositions	
9D24V010AL	ON/OFF	39x76x23	10W	220/240V	50/60Hz	max 1pcs	27€
9D24V030AL	ON/OFF	38x125x23	29W	220/240V	50/60Hz	max 3pcs	37€
9D24V060TR	ON/OFF	43X225X30	60W	220/240V	50/60Hz	max 8pcs	87€
9D24V180TR	ON/OFF	64x280x31	180W	220/240V	50/60Hz	max 25pcs	177€
9D24V150DDTR	DALI	43X325X31	150W	220/240V	50/60Hz	max 21pcs	193€
9D48V030AL	ON/OFF	38x125x23	29W	220/240V	50/60Hz	max 4pcs	33€
9D48V070TC	ON/OFF	60x225x36	70W	220/240V	50/60Hz	max 10pcs	74€
9D48V150TC	ON/OFF	60x240x49	150W	220/240V	50/60Hz	max 20pcs	124€
9D48V075AL	ON/OFF	41x280x29	75W	220/240V	50/60Hz	max 10pcs	67€
9D48V150AL	ON/OFF	41x280x29	150W	220/240V	50/60Hz	max 20pcs	86€

Connect in parallel.

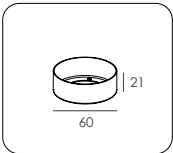
Power supplies for version 13W (DC 48V)							
	Control	LxPxh	Power	Voltage	Frequency	Compositions	
9D48V030AL	ON/OFF	38x125x23	29W	220/240V	50/60Hz	max 2pcs	33€
9D48V070TC	ON/OFF	60x225x36	70W	220/240V	50/60Hz	max 5pcs	74€
9D48V150TC	ON/OFF	60x240x49	150W	220/240V	50/60Hz	max 10pcs	124€
9D48V075AL	ON/OFF	41x280x29	75W	220/240V	50/60Hz	max 5pcs	67€
9D48V150AL	ON/OFF	41x280x29	150W	220/240V	50/60Hz	max 10pcs	86€

Connect in parallel.

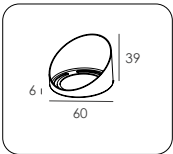
WOLF accessories



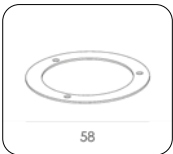

Colored polycarbonate decorative ring in paste, translucent appearance.



Thanks to this accessory it is possible to obtain a narrow and sharp beam, with a strong contrast between the illuminated and unlit area.

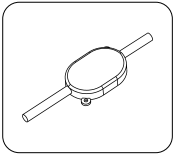


Thanks to this accessory it is possible to obtain an asymmetrically narrower and sharper beam with a greater contrast between the illuminated and non-illuminated area.



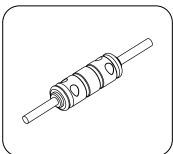
With this accessory you can obtain a narrow beam with an elliptical 18°x40° shape.

750°



With this accessory, you can create connections while ensuring IP68 grade protection.

IP₆₈



With this accessory, you can create connections while ensuring IP68 grade protection.

IP₆₈

Decorative ring		
8 400 90 00	T0	neutral
	T1	orange fire
	T2	green
	T6	blu
		11€

Snoot	
9G 050	28€

Visor	
9G 051	22€

Elliptical lens	
9G 052	20€

only for Spot optics

Connector		
9G 065	3x1 mmq - 2 outputs	25€

Connector		
9G 066	3x1,5 mmq - 2 outputs	25€





Pole mount system to use with WOLF LED projector_

Pole mount system to use with WOLF LED projector for surface and wall mount installations.

The CACTUS pole is available in three standard lengths of 600mm, 1000mm and 2000mm. Up to three WOLF LED projectors can be fitted on the CACTUS pole for 1000mm and 2000mm.

Up to two LED projectors can be fitted on the 600mm CACTUS.

Natural powder coat finish options include carbon grey, mud brown, matt sand, matt white textured and rust effect.

A range of external drivers and accessories is available for this range to enable ON/OFF and DALI dimming.

Wolf / 7W / Spot			3000 K / Ra 95		
m	Ø	Lux	15°	Glaring	-
1	0.26	3339		UGR	17.2
2	0.52	835		Colour deviation	3 SDCM
3	0.79	371		Fixture power	7.8 W
4	1.05	209		Fixture flux	518.0 lm
5	1.31	134		Fixture efficacy	66 lm/W
			IMax 3339 cd	LED values	7.0 W 695.0 lm

Wolf / 7W / Flood			3000 K / Ra 95		
m	Ø	Lux	20°	Glaring	-
1	0.36	1971		UGR	17.8
2	0.72	493		Colour deviation	3 SDCM
3	1.08	219		Fixture power	7.8 W
4	1.45	123		Fixture flux	511.0 lm
5	1.81	79		Fixture efficacy	66 lm/W
			IMax 1971 cd	LED values	7.0 W 695.0 lm

Wolf / 7W / Medium			3000 K / Ra 95		
m	Ø	Lux	33°	Glaring	-
1	0.59	1088		UGR	19.1
2	1.17	272		Colour deviation	3 SDCM
3	1.76	121		Fixture power	7.8 W
4	2.34	68		Fixture flux	516.0 lm
5	2.93	44		Fixture efficacy	66 lm/W
			IMax 1088 cd	LED values	7.0 W 695.0 lm

Wolf / 7W / Wide			3000 K / Ra 95		
m	Ø	Lux	37°	Glaring	-
1	0.67	920		UGR	18.7
2	1.34	230		Colour deviation	3 SDCM
3	2.01	102		Fixture power	7.8 W
4	2.68	57		Fixture flux	490.0 lm
5	3.35	37		Fixture efficacy	63 lm/W
			IMax 920 cd	LED values	7.0 W 695.0 lm

Wolf / 7W / Ellipse			3000 K / Ra 95		
m	Ø	Lux	29°	Glaring	-
1	0.74	936		UGR	31.6
2	1.48	234		Colour deviation	3 SDCM
3	2.21	104		Fixture power	7.8 W
4	2.95	58		Fixture flux	417.0 lm
5	3.69	37		Fixture efficacy	53 lm/W
			IMax 936 cd	LED values	7.0 W 695.0 lm

Wolf / Strp 300			3000 K / Ra 85		
m	Ø	Lux	83°	Glaring	-
1	1.54	55		UGR	18.3
2	3.08	14		Colour deviation	3 SDCM
3	4.62	6		Fixture power	4.5 W
4	6.16	3		Fixture flux	107.0 lm
5	7.70	2		Fixture efficacy	24 lm/W
			IMax 55 cd	LED values	4.5 W 225.0 lm

Wolf / 13W / Spot			3000 K / Ra 95		
m	Ø	Lux	20°	Glaring	-
1	0.34	4232		UGR	19.1
2	0.69	1058		Colour deviation	3 SDCM
3	1.03	470		Fixture power	13.9 W
4	1.38	264		Fixture flux	959.0 lm
5	1.72	169		Fixture efficacy	69 lm/W
			IMax 4232 cd	LED values	12.2 W 1370.0 lm

Wolf / 13W / Flood			3000 K / Ra 95		
m	Ø	Lux	25°	Glaring	-
1	0.44	2905		UGR	19.9
2	0.88	726		Colour deviation	3 SDCM
3	1.32	323		Fixture power	13.9 W
4	1.75	182		Fixture flux	943.6 lm
5	2.19	116		Fixture efficacy	68 lm/W
			IMax 2905 cd	LED values	12.2 W 1370.0 lm

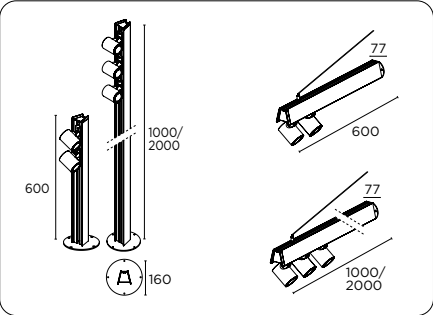
Wolf / 13W / Medium			3000 K / Ra 95		
m	Ø	Lux	37°	Glaring	-
1	0.67	1845		UGR	21.4
2	1.33	461		Colour deviation	3 SDCM
3	2.00	205		Fixture power	13.9 W
4	2.67	115		Fixture flux	990.6 lm
5	3.33	74		Fixture efficacy	71 lm/W
			IMax 1845 cd	LED values	12.2 W 1370.0 lm

Wolf / 13W / Wide			3000 K / Ra 95		
m	Ø	Lux	54°	Glaring	-
1	1.02	1286		UGR	22.0
2	2.04	321		Colour deviation	3 SDCM
3	3.06	143		Fixture power	13.9 W
4	4.08	80		Fixture flux	952.5 lm
5	5.09	51		Fixture efficacy	69 lm/W
			IMax 1286 cd	LED values	12.2 W 1370.0 lm

Wolf / 13W / Ellipse			3000 K / Ra 95		
m	Ø	Lux	44°	Glaring	-
1	1.27	1342		UGR	30.4
2	2.54	335		Colour deviation	3 SDCM
3	3.81	149		Fixture power	13.9 W
4	5.08	84		Fixture flux	898.2 lm
5	6.35	54		Fixture efficacy	65 lm/W
			IMax 1342 cd	LED values	12.2 W 1370.0 lm

Wolf / Strp 600			3000 K / Ra 85		
m	Ø	Lux	83°	Glaring	-
1	1.54	110		UGR	20.7
2	3.08	27		Colour deviation	3 SDCM
3	4.62	12		Fixture power	9.4 W
4	6.16	7		Fixture flux	214.0 lm
5	7.70	4		Fixture efficacy	23 lm/W
			IMax 110 cd	LED values	9.4 W 450.0 lm

CACTUS Pole System
for WOLF CC



8403	CACTUS Pole System	173€
------	--------------------	------



Mounting		
3	Ground mounting	0€
6	Wall mounting	20€



Versions		
0	60 cm	0€
1	100 cm	25€
2	200 cm	95€



Strip LED		
0	No Strip Led	0€



Finish		
R	Corten effect	0€
M	Mud brown	0€
S	Sand	0€
G	Concrete grey	0€
W	Matt white txt	0€



WOLF Projector		
840273R	WOLF Remote driver 7W	188€
840274R	WOLF Remote driver 13W	203€



G	Concrete grey	0€
M	Mud brown	0€
S	Sand	0€
R	Corten effect	0€
W	Matt white txt	0€



B3	CRI85 3000K	0€
52	CRI95 2700K	0€
53	CRI95 3000K	0€
54	CRI95 4000K	0€



Optics		
S	Spot	0€
F	Flood	0€
M	Medium	0€
W	Wide	0€



H	Honeycomb louvre	8€
---	------------------	----



84009000	Decorative ring	11€
----------	-----------------	-----



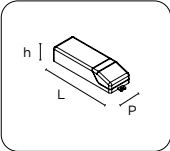
Ring color		
T0	Translucent	0€
T1	Translucent Orange	0€
T2	Translucent Green	0€
T6	Translucent Blue	0€



Optical Accessories		
9G050	Snoot	28€
9G051	Visor	22€
9G052	Elliptical lens (14°x60°)	20€

The DC-CC (constant current) product version is suggest:

- when is not possible use electrical cable more than 1,5mm² and only the fixture's wire can be used.
- when with a single power supply have to manage up to 3 fixtures.
- for the distance power supply- product up to 15 meters.



Driver LED

IP₆₇

Power supplies for version 7W (DC 700mA - Vf=9,6V)							
	Control	LxPxh	Power	Voltage	Frequency	Compositions	
9D070010AL/IP67	ON/OFF	38x79x25	10W	220/240V	50/60Hz	max 1pcs	44€
9D070019AL/IP67	ON/OFF	38x120x25	19W	220/240V	50/60Hz	max 2pcs	54€
9D070038DDAL/IP67	DALI	35x185x33	38W	220/240V	50/60Hz	max 2pcs	104€

Power supplies for version 7W (DC 700mA - Vf=9,6V)

IP₂₀

	Control	LxPxh	Power	Voltage	Frequency	Compositions	
9D070009AL	ON/OFF	39x76x23	10W	220/240V	50/60Hz	max 1pcs	20€
9D070020AL	ON/OFF	38x125x23	20W	220/240V	50/60Hz	max 2pcs	31€

Power supplies for version 13W (DC 350mA - Vf=35V)

IP₆₇

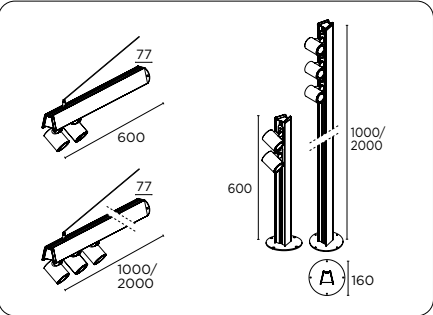
	Control	LxPxh	Power	Voltage	Frequency	Compositions	
9D035014AL/IP67	ON/OFF	38x79x25	14W	220/240V	50/60Hz	max 1pcs	48€
9D035019DDAL/IP67	DALI	35x185x33	19W	220/240V	50/60Hz	max 1pcs	98€

Power supplies for version 13W (DC 350mA - Vf=35V)

IP₂₀

	Control	LxPxh	Power	Voltage	Frequency	Compositions	
9D035016AL	ON/OFF	38x125x22	16W	220/240V	50/60Hz	max 1pcs	31€
9D035017DDTC	DALI	52x120x22	17W	220/240V	50/60Hz	max 1pcs	51€

CACTUS Pole System
for WOLF (24/48V)



8403	CACTUS Pole System	173€
------	--------------------	------

Mounting		
3	Ground mounting	0€
6	Wall mounting	20€

Versions		
0	60 cm	0€
1	100 cm	25€
2	200 cm	95€

Strip LED		
0	No Strip Led	0€

Finish		
R	Corten effect	0€
M	Mud brown	0€
S	Sand	0€
G	Concrete grey	0€
W	Matt white txt	0€

WOLF Projector		
----------------	--	--

840271R	WOLF Remote driver 7W 24V/48V	239€
---------	----------------------------------	------

840272R	WOLF Remote driver 13W A 48V	254€
---------	---------------------------------	------

Finish		
G	Concrete grey	0€
M	Mud brown	0€
S	Sand	0€
R	Corten effect	0€
W	Matt white txt	0€

CRI-CCT		
B3	CRI85 3000K	0€
52	CRI95 2700K	0€
53	CRI95 3000K	0€
54	CRI95 4000K	0€

Optics		
S	Spot	0€
F	Flood	0€
M	Medium	0€
W	Wide	0€

Honeycomb louvre		
H	Honeycomb louvre	8€

Decorative ring		
84009000	Decorative ring	11€

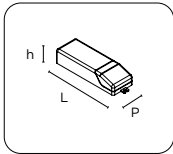
Ring finish		
T0	Translucent	0€
T1	Translucent Orange	0€
T2	Translucent Green	0€
T6	Translucent Blue	0€

Optical Accessories		
9G050	Shoot	28€
9G051	Visor	22€
9G052	Elliptical lens (14°x60°)	20€

Independent accessories		
711902340	Lower casing white Lenght 1m.	12€
711902350	Bottom cover black Lenght 1m.	12€
9G065	CONNECTOR 3x1mmq 2 OUTPUTS C/GEL IP68 PLASTIC BLACK	25€
9G066	CONNECTOR 3x1,5mmq 2 OUTPUTS C/GEL IP68 PLASTIC BLACK	25€

The DC-CV (constant voltage) product version is suggest:

- when is possible use electrical cable section more than 2,5mm² and a SELV installation is required.
- when with a single power supply have to control several fixtures.
- when the distance power supply- product is more than 15 meters.



Driver LED

IP₆₇

Power supplies for version 7W (DC 24V)							
	Control	LxPxh	Power	Voltage	Frequency	Compositions	
9D24V014AL/IP67	ON/OFF	38x79x25	14W	220/240V	50/60Hz	max 2pcs	55€
9D24V024DDAL/IP67	DALI	35x185x33	24W	220/240V	50/60Hz	max 3pcs	68€

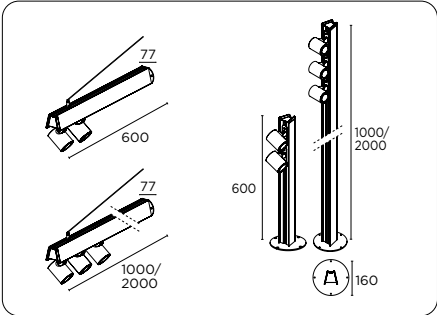
IP₂₀

Power supplies for version 7W (DC 24/48V)							
	Control	LxPxh	Power	Voltage	Frequency	Compositions	
9D24V030AL	ON/OFF	38x125x23	29W	220/240V	50/60Hz	max 3pcs	37€
9D24V060TR	ON/OFF	43x225x30	60W	220/240V	50/60Hz	max 8pcs	87€
9D24V180TR	ON/OFF	64x280x31	180W	220/240V	50/60Hz	max 25pcs	177€
9D24V150DDTR	DALI	43x325x31	150W	220/240V	50/60Hz	max 21pcs	193€
9D48V030AL	ON/OFF	38x125x23	29W	220/240V	50/60Hz	max 4pcs	33€
9D48V070TC	ON/OFF	60x225x36	70W	220/240V	50/60Hz	max 10pcs	74€
9D48V150TC	ON/OFF	60x240x49	150W	220/240V	50/60Hz	max 20pcs	124€
9D48V075AL	ON/OFF	41x280x29	75W	220/240V	50/60Hz	max 10pcs	67€
9D48V150AL	ON/OFF	41x280x29	150W	220/240V	50/60Hz	max 20pcs	86€

IP₂₀

Power supplies for version 13W (DC 48V)							
	Control	LxPxh	Power	Voltage	Frequency	Compositions	
9D48V030AL	ON/OFF	38x125x23	29W	220/240V	50/60Hz	max 2pcs	33€
9D48V070TC	ON/OFF	60x225x36	70W	220/240V	50/60Hz	max 5pcs	74€
9D48V150TC	ON/OFF	60x240x49	150W	220/240V	50/60Hz	max 10pcs	124€
9D48V075AL	ON/OFF	41x280x29	75W	220/240V	50/60Hz	max 5pcs	67€
9D48V150AL	ON/OFF	41x280x29	150W	220/240V	50/60Hz	max 10pcs	86€

CACTUS Pole System
+ Strip Led for WOLF CC



8403 CACTUS Pole System with Strip LED **173€**

Mounting		
3	Ground mounting	0€
6	Wall mounting	20€

Versions		
0	60 cm	0€
1	100 cm	25€
2	200 cm	95€

Strip LED		
3	Strip LED 300mm	60€
6	Strip LED 600mm	80€

Fixture body finish		
R	Corten effect	0€
M	Mud brown	0€
S	Sand	0€
G	Concrete grey	0€
W	Matt white txt	0€

CRI-CCT		
B2	CRI85 2700K	0€
B3	CRI85 3000K	0€
B4	CRI85 4000K	0€

WOLF Projector		
840273R	WOLF Remote driver 7W	188€
840274R	WOLF Remote driver 13W	203€

Finish PROJECTORS		
G	Concrete grey	0€
M	Mud brown	0€
S	Sand	0€
R	Corten effect	0€
W	Matt white txt	0€

CRI-CCT		
B3	CRI85 3000K	0€
52	CRI95 2700K	0€
53	CRI95 3000K	0€
54	CRI95 4000K	0€

Optics		
S	Spot	0€
F	Flood	0€
M	Medium	0€
W	Wide	0€

Honeycomb louvre		
H	Honeycomb louvre	8€

Decorative ring		
84009000	Decorative ring	11€

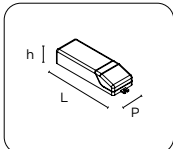
Ring finish		
T0	Neutral	0€
T1	Orange firene	0€
T6	Ocean blue	0€
T2	Green	0€

Optical Accessories		
9G050	Snoot	28€
9G051	Visor	22€
9G052	Elliptical lens (14°x60°)	20€

The DC-CC (constant current) product version is suggest:

- when is not possible use electrical cable more than 1,5mm² and only the fixture's wire can be used.
- when with a single power supply have to manage up to 3 fixtures.
- for the distance power supply- product up to 15 meters.

Independent accessories		
711902340	Lower casing white Lenght 1m.	12€
711902350	Bottom cover black Lenght 1m.	12€
9G065	CONNECTOR 3x1mmq 2 OUTPUTS C/GEL IP68 PLASTIC BLACK	25€
9G066	CONNECTOR 3x1,5mmq 2 OUTPUTS C/GEL IP68 PLASTIC BLACK	25€



Driver LED

Power supplies for strip led (DC 24V)

	Control	LxPxh	Power	Voltage	Frequency	
9D24V010AL	ON/OFF	39x76x23	10W	220/240V	50/60Hz	27€

Power supplies for strip led (DC 24V)

	Control	LxPxh	Power	Voltage	Frequency	
9D24V014AL/IP67	ON/OFF	38x79x25	14W	220/240V	50/60Hz	48€
9D24V024DDAL/IP67	DALI	35x185x33	24W	220/240V	50/60Hz	108€

Power supplies for version 7W (DC 700mA - Vf=9,6V)

	Control	LxPxh	Power	Voltage	Frequency	Compositions	
9D070010AL/IP67	ON/OFF	38x79x25	10W	220/240V	50/60Hz	max 1pcs	44€
9D070019AL/IP67	ON/OFF	38x120x25	19W	220/240V	50/60Hz	max 2pcs	54€
9D070038DDAL/IP67	DALI	35x185x33	38W	220/240V	50/60Hz	max 2pcs	104€

Power supplies for version 7W (DC 700mA - Vf=9,6V)

	Control	LxPxh	Power	Voltage	Frequency	Compositions	
9D070009AL	ON/OFF	39x76x23	10W	220/240V	50/60Hz	max 1pcs	20€
9D070020AL	ON/OFF	38x125x23	20W	220/240V	50/60Hz	max 2pcs	31€

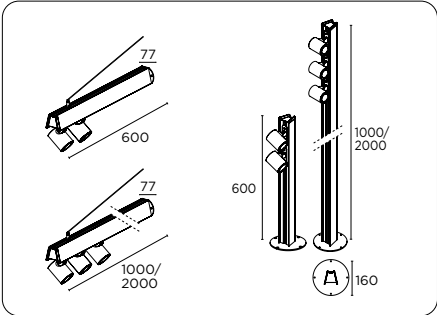
Power supplies for version 13W (DC 350mA - Vf=35V)

	Control	LxPxh	Power	Voltage	Frequency	Compositions	
9D035014AL/IP67	ON/OFF	38x79x25	14W	220/240V	50/60Hz	max 1pcs	48€
9D035019DDAL/IP67	DALI	35x185x33	19W	220/240V	50/60Hz	max 1pcs	98€

Power supplies for version 13W (DC 350mA - Vf=35V)

	Control	LxPxh	Power	Voltage	Frequency	Compositions	
9D035016AL	ON/OFF	38x125x22	16W	220/240V	50/60Hz	max 1pcs	31€
9D035017DDTC	DALI	52x120x22	17W	220/240V	50/60Hz	max 1pcs	51€

CACTUS Pole System
+ Strip Led CV - for WOLF CV (24/48V)



8403	CACTUS Pole System with Strip LED CV	173€
------	--------------------------------------	------

Mounting		
3	Ground mounting	0€
6	Wall mounting	20€

Versions		
0	60 cm	0€
1	100 cm	25€
2	200 cm	95€

Strip LED		
3	Strip LED 300mm	60€
6	Strip LED 600mm	80€

Fixture body finish		
R	Corten effect	0€
M	Mud brown	0€
S	Sand	0€
G	Concrete grey	0€
W	Matt white txt	0€

CRI-CCT		
B2	CRI85 2700K	0€
B3	CRI85 3000K	0€
B4	CRI85 4000K	0€

WOLF Projector		
840271R	Remote driver 7W 24V/48V	239€
840272R	Remote driver 13W A 48V	254€

Finish PROJECTORS		
G	Concrete grey	0€
M	Mud brown	0€
S	Sand	0€
R	Corten effect	0€
W	Matt white txt	0€

CRI-CCT		
B3	CRI85 3000K	0€
52	CRI95 2700K	0€
53	CRI95 3000K	0€
54	CRI95 4000K	0€

Optics		
S	Spot	0€
F	Flood	0€
M	Medium	0€
W	Wide	0€

Honeycomb louvre		
H	Honeycomb louvre	8€

Decorative ring		
84009000	Decorative ring	11€

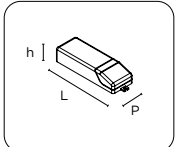
Ring finish		
T0	Neutral	0€
T1	Orange firene	0€
T6	Ocean blue	0€
T2	Green	0€

Optical Accessories		
9G050	Snoot	28€
9G051	Visor	22€
9G052	Elliptical lens (14°x60°)	20€

The DC-CV (constant voltage) product version is suggest:

- when is possible use electrical cable section more than 2,5mm² and a SELV installation is required.
- when with a single power supply have to control several fixtures.
- when the distance power supply- product is more than 15 meters.

Independent accessories		
711902340	Lower casing white Lenght 1m.	12€
711902350	Bottom cover black Lenght 1m.	12€
9G065	CONNECTOR 3x1mmq 2 OUTPUTS C/GEL IP68 PLASTIC BLACK	25€
9G066	CONNECTOR 3x1,5mmq 2 OUTPUTS C/GEL IP68 PLASTIC BLACK	25€



LED Driver

Power supplies for strip led (DC 24V)

	Control	LxPxh	Power	Voltage	Frequency	
9D24V010AL	ON/OFF	39x76x23	10W	220/240V	50/60Hz	27€

Power supplies for strip led (DC 24V)

	Control	LxPxh	Power	Voltage	Frequency	
9D24V014AL/IP67	ON/OFF	38x79x25	14W	220/240V	50/60Hz	48€
9D24V024DDAL/IP67	DALI	35x185x33	24W	220/240V	50/60Hz	68€

Power supplies for version 7W (DC 24V)

	Control	LxPxh	Power	Voltage	Frequency	Compositions	
9D24V014AL/IP67	ON/OFF	38x79x25	14W	220/240V	50/60Hz	max 2pcs	48€
9D24V024DDAL/IP67	DALI	35x185x33	24W	220/240V	50/60Hz	max 3pcs	108€


Power supplies for version 7W (DC 24/48V)

	Control	LxPxh	Power	Voltage	Frequency	Compositions	
9D24V030AL	ON/OFF	38x125x23	29W	220/240V	50/60Hz	max 3pcs	37€
9D24V060TR	ON/OFF	43x225x30	60W	220/240V	50/60Hz	max 8pcs	87€
9D24V180TR	ON/OFF	64x280x31	180W	220/240V	50/60Hz	max 25pcs	177€
9D24V150DDTR	DALI	43x325x31	150W	220/240V	50/60Hz	max 21pcs	193€
9D48V030AL	ON/OFF	38x125x23	29W	220/240V	50/60Hz	max 4pcs	52€
9D48V070TC	ON/OFF	60x225x36	70W	220/240V	50/60Hz	max 10pcs	74€
9D48V150TC	ON/OFF	60x240x49	150W	220/240V	50/60Hz	max 20pcs	124€
9D48V075AL	ON/OFF	41x280x29	75W	220/240V	50/60Hz	max 10pcs	67€
9D48V150AL	ON/OFF	41x280x29	150W	220/240V	50/60Hz	max 20pcs	86€

Power supplies for version 13W (DC 48V)

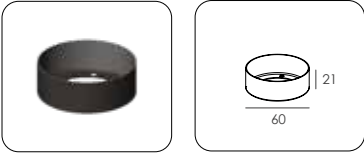
	Control	LxPxh	Power	Voltage	Frequency	Compositions	
9D48V030AL	ON/OFF	38x125x23	29W	220/240V	50/60Hz	max 2pcs	33€
9D48V070TC	ON/OFF	60x225x36	70W	220/240V	50/60Hz	max 5pcs	74€
9D48V150TC	ON/OFF	60x240x49	150W	220/240V	50/60Hz	max 10pcs	124€
9D48V075AL	ON/OFF	41x280x29	75W	220/240V	50/60Hz	max 5pcs	67€
9D48V150AL	ON/OFF	41x280x29	150W	220/240V	50/60Hz	max 10pcs	86€

CACTUS SPOT WOLF accessories



Colored polycarbonate decorative ring in paste, translucent appearance.

Decorative ring			
8 400 90 00	T0	neutral	11€
	T1	orange fire	
	T2	green	
	T6	blu	



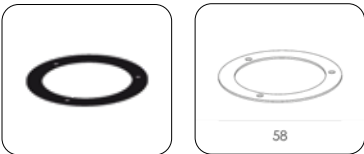
Thanks to this accessory it is possible to obtain a narrow and sharp beam, with a strong contrast between the illuminated and unlit area.

Snoot	
9G 050	28€



Thanks to this accessory it is possible to obtain an asymmetrically narrower and sharper beam with a greater contrast between the illuminated and non-illuminated area.

Visor	
9G 051	22€

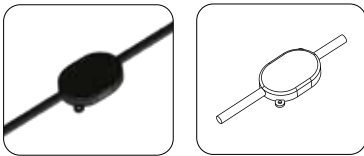


With this accessory you can obtain a narrow beam with an elliptical 18°x40° shape.



Elliptical lens	
9G 052	20€

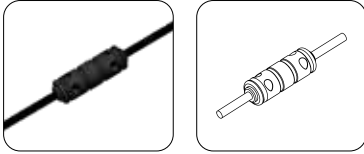
only for Spot optics



With this accessory, you can create connections while ensuring IP68 grade protection.




Connector		
9G 065	3x1 mmq - 2 outputs	25€



With this accessory, you can create connections while ensuring IP68 grade protection.



Connector		
9G 066	3x1,5 mmq - 2 outputs	25€



Bottom cover.
Lenght 1m.



Cover		
711 90 23	Finish	12€
	40	white
	50	black



TRIPO WALL



TRIPO WALL

IP65 IK08 650° 115 0.3m



Discrete luminaire with 120° or 360° beam distribution_

Triangular shaped wall luminaire fitted with a LED board for a wide 120° beam distribution. Also available with PMMA sphere for omnidirectional light distribution.

Sturdy construction in aluminum and steel, with high adhesion powder coating. The structure is designed to be robust and lightweight, easily reconcilable into the surrounding environment.

The accessory sphere, installed at the factory, gives the fixture night-time visibility, transforming it from a mimetic light source into a signal and a presence.

Available in powers from 6W (550lm) or 9W (1020lm) in 2700K, 3000K or 4000K in CRI95. Lifetime of 45,000 hours at L80 B10.

The powder-coated finish options include natural and textured colors such as charcoal gray, mud brown, matt sand, warm white and rust effect. Protection grade IP65.

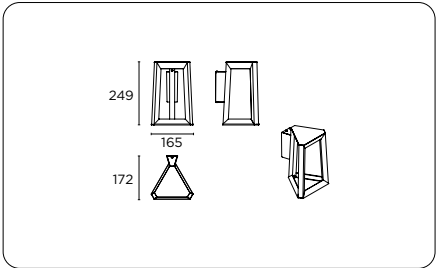
As an alternative to the diffusing sphere, a shielding accessory is available to transform the emission by partializing it and the aesthetics of the product, giving it a strongly decorative and atmospheric appearance.

Up to three covers can be used per appliance. CRC supplementary treatment, suggested in environments subject to extreme conditions, is available upon request.

Tripo Wall / Omnidir / 6W		3000 K / Ra 95
	Glaring	-
	UGR	33.0
	Colour deviation	3 SDCM
	Fixture power	6.0 W
	Fixture flux	246.0 lm
	Fixture efficacy	41 lm/W
	LED values	6.0 W 550.0 lm
Tripo Wall / Wide / 6W		3000 K / Ra 95
	Glaring	-
	UGR	29.6
	Colour deviation	3 SDCM
	Fixture power	6.0 W
	Fixture flux	357.0 lm
	Fixture efficacy	59 lm/W
	LED values	6.0 W 550.0 lm

Tripo Wall / Omnidir / 9W		3000 K / Ra 95
	Glaring	-
	UGR	31.0
	Colour deviation	3 SDCM
	Fixture power	9.0 W
	Fixture flux	392.0 lm
	Fixture efficacy	44 lm/W
	LED values	9.0 W 1020.0 lm
Tripo Wall / Wide / 9W		3000 K / Ra 95
	Glaring	-
	UGR	27.7
	Colour deviation	3 SDCM
	Fixture power	9.0 W
	Fixture flux	573.0 lm
	Fixture efficacy	64 lm/W
	LED values	9.0 W 1020.0 lm

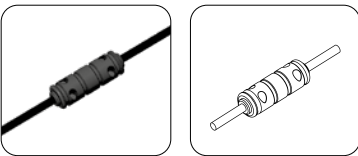
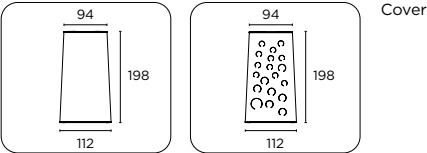
TRIPO WALL 250 mm



8408	TRIPO WALL 250 mm	313€
+		
Versions		
60	6W	0€
61	9W	15€
+		
Control		
0	ON-OFF	0€
+		
Finish		
G	Concrete grey	0€
M	Mud brown	0€
R	Corten effect	0€
S	Sand	0€
W	Matt white txt	0€
+		
CRI-CCT		
B2	CRI95 2700K	0€
B3	CRI95 3000K	0€
B4	CRI95 4000K	0€
+		

+		
Optics		
W	Wide 120°	0€
P	Omnidirectional 360°	35€
+		
Cover		
9G035	Cover screen partial. Up to a maximum of 3 covers	56€
+		
Fixture Cover finish		
RU	Corten effect	0€
MB	Mud brown	0€
MS	Sand	0€
CA	Concrete grey	0€
WT	Matt white txt	0€
+		
Tipo di schermo		
/PL	Totally opaque	0€
/DE	With holes on the surface	20€
+		
Connector		
9G066	CONNECTOR 3x1,5mmq 2 OUTPUT C/GEL IP68 PLASTIC BLACK	25€

TRIPO WALL accessories



With this accessory, you can create connections while ensuring IP68 grade protection.

IP68

Cover accessory*					
+					
Finish					
9G 035	56€	RU	Corten effect	/PL	Flat cover (customisable on request)
		MB	Mud brown		Flat
		MS	Sand	/DE	Decorative louver
		CA	Concrete grey		Deco
		WT	white txt		20€
*Order one for each side. Max. 3 covers per luminaire					
+					
Connector					
9G 066	3x1 mmq - 2 outputs	25€			



TRIPO SMALL 300 / MEDIUM 600 / LARGE 800



Discrete luminaire with 120° or 360° beam distribution_

Bollard with triangular structure, 800, 600, 300 mm high for ground and wall mounting, equipped with LED board and watertight diffuser, with 120 ° emission beam.

Also available with PMMA sphere for omnidirectional light distribution. Sturdy construction in aluminum and steel, with high adhesion powder coating. The structure is designed to be robust and lightweight, easily reconcilable into the surrounding environment.

The accessory sphere, installed at the factory, gives the fixture night-time visibility, transforming it from a mimetic light source into a signal and a presence. Available in powers 6W (550lm) or 9W (1020lm) for AC version, and 4.5W (450lm) or 8W (750lm) in 2700K, 3000K or 4000K in CRI85 for CV version. Lifetime of 45,000 hours at L80 B10.

The powdercoated finish options include natural and textured colors such as charcoal gray, mud brown, matt sand, warm white and rust effect.

Protection grade IP65. As an alternative to the diffusing sphere, a shielding accessory is available to transform the emission by partializing it and the aesthetics of the product, giving it a strongly decorative and atmospheric appearance.

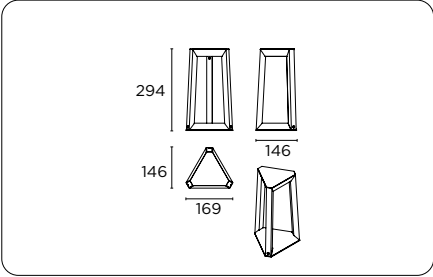
Up to three covers can be used per appliance.
CRC supplementary treatment, suggested in environments subject to extreme conditions, is available upon request.

Tripo / Omnidir / 6W		3000 K / Ra 95
	Glaring	-
	UGR	33.0
	Colour deviation	3 SDCM
	Fixture power	6.0 W
	Fixture flux	246.0 lm
	Fixture efficacy	41 lm/W
	LED values	6.0 W 550.0 lm
Tripo / Wide / 6W		3000 K / Ra 95
	Glaring	-
	UGR	29.2
	Colour deviation	3 SDCM
	Fixture power	6.0 W
	Fixture flux	357.0 lm
	Fixture efficacy	60 lm/W
	LED values	6.0 W 550.0 lm

Tripo / Omnidir / 9W		3000 K / Ra 95
	Glaring	-
	UGR	31.0
	Colour deviation	3 SDCM
	Fixture power	9.0 W
	Fixture flux	392.0 lm
	Fixture efficacy	44 lm/W
	LED values	9.0 W 1020.0 lm
Tripo / Wide / 9W		3000 K / Ra 95
	Glaring	-
	UGR	27.3
	Colour deviation	3 SDCM
	Fixture power	9.0 W
	Fixture flux	573.0 lm
	Fixture efficacy	64 lm/W
	LED values	9.0 W 1020.0 lm
Tripo / Omnidir / 24-48V		3000 K / Ra 85
	Glaring	-
	UGR	32.2
	Colour deviation	3 SDCM
	Fixture power	4.8 W
	Fixture flux	201.0 lm
	Fixture efficacy	42 lm/W
	LED values	4.3 W 450.0 lm
Tripo / Wide / 24-48V		3000 K / Ra 85
	Glaring	-
	UGR	28.5
	Colour deviation	3 SDCM
	Fixture power	4.8 W
	Fixture flux	292.0 lm
	Fixture efficacy	61 lm/W
	LED values	4.3 W 450.0 lm
Tripo / Omnidir / 24-48V		3000 K / Ra 85
	Glaring	-
	UGR	30.0
	Colour deviation	3 SDCM
	Fixture power	9.0 W
	Fixture flux	290.0 lm
	Fixture efficacy	32 lm/W
	LED values	8.0 W 750.0 lm
Tripo / Wide / 24-48V		3000 K / Ra 85
	Glaring	-
	UGR	26.2
	Colour deviation	3 SDCM
	Fixture power	9.0 W
	Fixture flux	421.0 lm
	Fixture efficacy	47 lm/W
	LED values	8.0 W 750.0 lm



TRIPO small 300 mm
AC



840830 TRIPO small 300mm - AC **313€**

Versions		
0	6W	0€
1	9W	15€

Control		
0	ON-OFF	0€

Finish		
R	Corten effect	0€
M	Mud brown	0€
S	Sand	0€
G	Concrete grey	0€
W	Matt white txt	0€

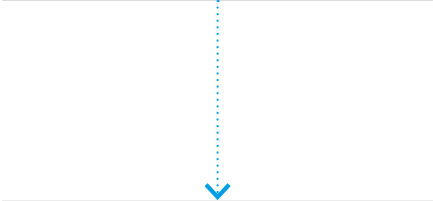
CRI-CCT		
B2	CRI95 2700K	0€
B3	CRI95 3000K	0€
B4	CRI95 4000K	0€

Optics		
W	Wide 120°	0€
P	Omnidirectional 360°	35€

Cover		
9G057	Cover screen partial. Up to a maximum of 3 covers	56€

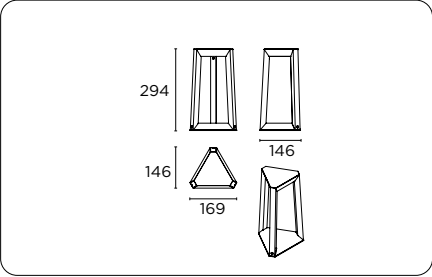
Finish cover		
RU	Corten effect	0€
MB	Mud brown	0€
MS	Sand	0€
CA	Concrete grey	0€
WT	Matt white txt	0€

Cover cover		
/PL	Totally opaque	0€
/DE	With holes on the surface	20€



Independent accessories		
9G065	CONNECTOR 3x1mmq 2 OUTPUTS C/GEL IP68 PLASTIC BLACK	25€
9G066	CONNECTOR 3x1,5mmq 2 OUTPUTS C/GEL IP68 PLASTIC BLACK	25€

TRIPO small 300 mm
CV (24V/48V)



840830 TRIPO small 300mm - CV **313€**

Versions		
2	4,3W - 24V	0€
3	8W - 24V	15€
4	4,3W - 48V	0€
5	8W - 48V	15€

Control		
R	Remote driver	0€

Finish		
G	Concrete grey	0€
M	Mud brown	0€
R	Corten effect	0€
S	Sand	0€
W	Matt white txt	0€

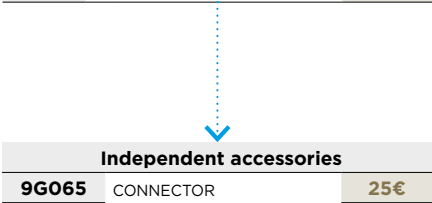
CRI-CCT		
B2	CRI85 2700K	0€
B3	CRI85 3000K	0€
B4	CRI85 4000K	0€

Optics		
W	Wide 120°	0€
P	Omnidirectional 360°	35€

Cover		
9G057	Cover screen partial. Up to a maximum of 3 covers	56€

Finish cover		
RU	Corten effect	0€
MB	Mud brown	0€
MS	Sand	0€
CA	Concrete grey	0€
WT	Matt white txt	0€

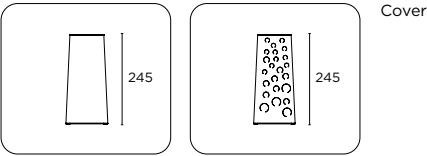
Cover cover		
/PL	Totally opaque	0€
/DE	With holes on the surface	20€



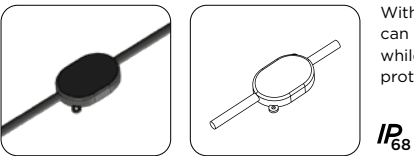
Independent accessories		
9G065	CONNECTOR 3x1mmq 2 OUTPUTS C/GEL IP68 PLASTIC BLACK	25€
9G066	CONNECTOR 3x1,5mmq 2 OUTPUTS C/GEL IP68 PLASTIC BLACK	25€

The DC-CV (constant voltage) product version is suggest when a SELV installation is required.

TRIPO SMALL 300 accessories

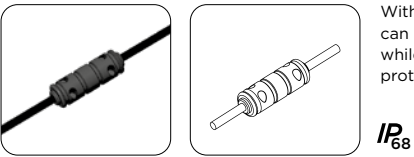


Cover



With this accessory, you can create connections while ensuring IP68 grade protection.

IP₆₈



With this accessory, you can create connections while ensuring IP68 grade protection.

IP₆₈

Cover accessory*

Finish					
9G 057	56€	RU Corten effect	/PL Flat cover (customisable on request)	Plain	0€
		MB Mud brown			
		MS Sand	/DE Decorative louver	Deco	20€
		CA Concrete grey			
		WT white txt			

*Order one for each side. Max. 3 covers per luminaire

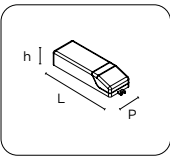
Connector

9G 065	3x1 mmq - 2 outputs	25€
---------------	---------------------	------------

Connector

9G 066	3x1 mmq - 2 outputs	25€
---------------	---------------------	------------

TRIPO SMALL 300 power supply



Driver LED

IP₆₇

Driver (DC 24V)

	Control	LxPxh	Power	Voltage	Frequency	Compositions	
9D24V014AL/IP67	ON/OFF	38x79x25	14W	220/240V	50/60Hz	max 1pcs 8W / 2pcs 4,5W	48€
9D24V024DDAL/IP67	DALI	35x185x33	24W	220/240V	50/60Hz	max 2pcs 8W / 4pcs 4,5W	108€

Driver (DC 24V)

IP₂₀

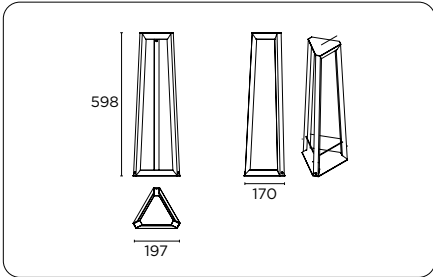
	Control	LxPxh	Power	Voltage	Frequency	Compositions	
9D24V010AL	ON/OFF	39x76x23	10W	220/240V	50/60Hz	max 1pcs 8W / 2pcs 4,5W	27€
9D24V030AL	ON/OFF	38x125x23	29W	220/240V	50/60Hz	max 3pcs 8W / 6pcs 4,5W	37€
9D24V060TR	ON/OFF	43x225x30	60W	220/240V	50/60Hz	max 7pcs 8W / 12pcs 4,5W	87€

Driver (DC 48V)

IP₂₀

	Control	LxPxh	Power	Voltage	Frequency	Compositions	
9D48V030AL	ON/OFF	38x125x23	29W	220/240V	50/60Hz	max 3pcs 8W / 6pcs 4,5W	33€
9D48V070TC	ON/OFF	60x225x36	70W	220/240V	50/60Hz	max 8pcs 8W / 14pcs 4,5W	74€
9D48V150TC	ON/OFF	60x240x49	150W	220/240V	50/60Hz	max 18pcs 8W / 30pcs 4,5W	124€
9D48V075AL	ON/OFF	41x280x29	75W	220/240V	50/60Hz	max 9pcs 8W / 15pcs 4,5W	67€
9D48V150AL	ON/OFF	41x280x29	150W	220/240V	50/60Hz	max 18pcs 8W / 30pcs 4,5W	86€

TRIPO medium 600 mm
AC



840831	TRIPO medium 600 mm - AC	343€
---------------	--------------------------	-------------

Versions		
0	6W	0€
1	9W	15€

Control		
0	ON-OFF	0€

Finiture		
R	Corten effect	0€
M	Mud brown	0€
S	Sand	0€
G	Concrete grey	0€
W	Matt white txt	0€

CRI-CCT		
B2	CRI95 2700K	0€
B3	CRI95 3000K	0€
B4	CRI95 4000K	0€

Optics		
W	Wide 120°	0€
P	Omnidirectional 360°	35€

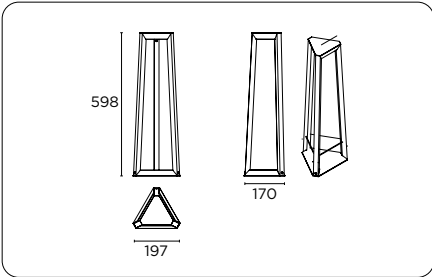
Cover		
9G058	Cover screen partial. Up to a maximum of 3 covers	101€

Finish cover		
RU	Corten effect	0€
MB	Mud brown	0€
MS	Sand	0€
CA	Concrete grey	0€
WT	Matt white txt	0€

Cover cover		
/PL	Totally opaque	0€
/DE	With holes on the surface	20€

Independent accessories		
9G065	CONNECTOR 3x1mmq 2 OUTPUTS C/GEL IP68 PLASTIC BLACK	25€
9G066	CONNECTOR 3x1,5mmq 2 OUTPUTS C/GEL IP68 PLASTIC BLACK	25€

TRIPO medium 600mm
CV (24V/48V)



840831	TRIPO medium 600mm - CV	343€
---------------	-------------------------	-------------

Versions		
2	4,3W - 24V	0€
3	8W - 24V	15€
4	4,3W - 48V	0€
5	8W - 48V	15€

Driver		
R	Remote driver	0€

Finiture		
G	Concrete grey	0€
M	Mud brown	0€
R	Corten effect	0€
S	Sand	0€
W	Matt white txt	0€

CRI-CCT		
B2	CRI85 2700K	0€
B3	CRI85 3000K	0€
B4	CRI85 4000K	0€

Optics		
W	Wide 120°	0€
P	Omnidirectional 360°	35€

Cover		
9G058	Cover screen partial. Up to a maximum of 3 covers	101€

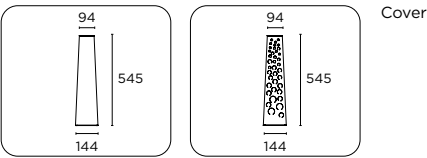
Finish cover		
RU	Corten effect	0€
MB	Mud brown	0€
MS	Sand	0€
CA	Concrete grey	0€
WT	Matt white txt	0€

Cover cover		
/PL	Totally opaque	0€
/DE	With holes on the surface	20€

Independent accessories		
9G065	CONNECTOR 3x1mmq 2 OUTPUTS C/GEL IP68 PLASTIC BLACK	25€
9G066	CONNECTOR 3x1,5mmq 2 OUTPUTS C/GEL IP68 PLASTIC BLACK	25€

The DC-CV (constant voltage) product version is suggest when a SELV installation is required.

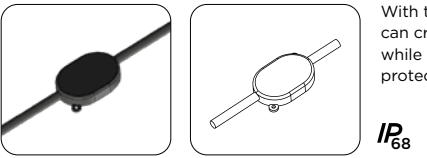
TRIPO MEDIUM 600 accessories



Cover

Cover accessory*					
Finish					
9G 058	101€	RU	Corten effect	/PL Flat cover (customisable on request)	Plain 0€
		MB	Mud brown		
		MS	Sand	/DE Decorative louver	Deco 20€
		CA	Concrete grey		
		WT	white txt		

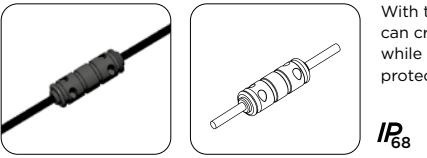
*Order one for each side. Max. 3 covers per luminaire



With this accessory, you can create connections while ensuring IP68 grade protection.

IP₆₈

Connector		
9G 065	3x1 mmq - 2 outputs	25€

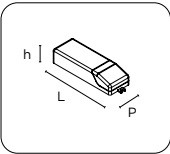


With this accessory, you can create connections while ensuring IP68 grade protection.

IP₆₈

Connector		
9G 066	3x1 mmq - 2 outputs	25€

TRIPO MEDIUM 600 power supply



Driver LED

IP₆₇

Driver (DC 24V)							
	Control	LxPxh	Power	Voltage	Frequency	Compositions	
9D24V014AL/IP67	ON/OFF	38x79x25	14W	220/240V	50/60Hz	max 1pcs 8W / 2pcs 4,5W	48€
9D24V024DDAL/IP67	DALI	35x185x33	24W	220/240V	50/60Hz	max 2pcs 8W / 4pcs 4,5W	108€

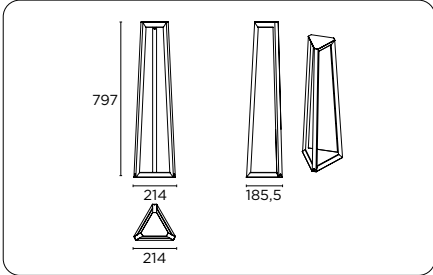
IP₂₀

Driver (DC 24V)							
	Control	LxPxh	Power	Voltage	Frequency	Compositions	
9D24V010AL	ON/OFF	39x76x23	10W	220/240V	50/60Hz	max 1pcs 8W / 2pcs 4,5W	27€
9D24V030AL	ON/OFF	38x125x23	29W	220/240V	50/60Hz	max 3pcs 8W / 6pcs 4,5W	37€
9D24V060TR	ON/OFF	43x225x30	60W	220/240V	50/60Hz	max 7pcs 8W / 12pcs 4,5W	87€

IP₂₀

Driver (DC 48V)							
	Control	LxPxh	Power	Voltage	Frequency	Compositions	
9D48V030AL	ON/OFF	38x125x23	29W	220/240V	50/60Hz	max 3pcs 8W / 6pcs 4,5W	33€
9D48V070TC	ON/OFF	60x225x36	70W	220/240V	50/60Hz	max 8pcs 8W / 14pcs 4,5W	74€
9D48V150TC	ON/OFF	60x240x49	150W	220/240V	50/60Hz	max 18pcs 8W / 30pcs 4,5W	124€
9D48V075AL	ON/OFF	41x280x29	75W	220/240V	50/60Hz	max 9pcs 8W / 15pcs 4,5W	67€
9D48V150AL	ON/OFF	41x280x29	150W	220/240V	50/60Hz	max 18pcs 8W / 30pcs 4,5W	86€

TRIPO large 800mm
AC



840832 TRIPO Large 800 mm - AC **359€**

Versions		
0	6W	0€
1	9W	15€

Control		
0	ON-OFF	0€

Finish		
R	Corten effect	0€
M	Mud brown	0€
S	Sand	0€
G	Concrete grey	0€
W	Matt white txt	0€

CRI-CCT		
B2	CRI95 2700K	0€
B3	CRI95 3000K	0€
B4	CRI95 4000K	0€

Optics		
W	Wide 120°	0€
P	Omnidirectional 360°	35€

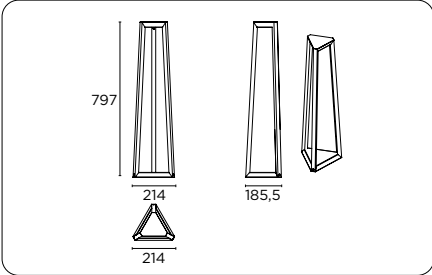
Cover		
9G059	Cover screen partial. Up to a maximum of 3 covers	134€

Finish cover		
MB	Mud brown	0€
MS	Sand	0€
CA	Concrete grey	0€
RU	Corten effect	0€
WT	Matt white txt	0€

Cover cover		
/PL	Totally opaque	0€
/DE	With holes on the surface	20€

Independent accessories		
9G065	CONNECTOR 3x1mmq 2 OUTPUTS C/GEL IP68 PLASTIC BLACK	25€
9G066	CONNECTOR 3x1,5mmq 2 OUTPUTS C/GEL IP68 PLASTIC BLACK	25€

TRIPO large 800mm
CV (24V/48V)



840832 Tripo large 800mm - CV **359€**

Versions		
2	4,3W - 24V	0€
3	8W - 24V	15€
4	4,3W - 48V	0€
5	8W - 48V	15€

Driver		
R	Remote driver	0€

Finish		
G	Concrete grey	0€
M	Mud brown	0€
R	Corten effect	0€
S	Sand	0€
W	Matt white txt	0€

CRI-CCT		
B2	CRI85 2700K	0€
B3	CRI85 3000K	0€
B4	CRI85 4000K	0€

Optics		
W	Wide 120°	0€
P	Omnidirectional 360°	35€

Cover		
9G059	Cover screen partial. Up to a maximum of 3 covers	134€

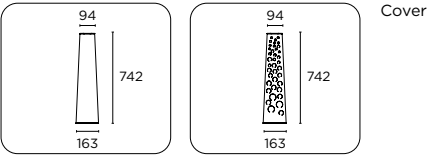
Finish cover		
RU	Corten effect	0€
MB	Mud brown	0€
MS	Sand	0€
CA	Concrete grey	0€
WT	Matt white txt	0€

Cover cover		
/PL	Totally opaque	0€
/DE	With holes on the surface	20€

Independent accessories		
9G065	CONNECTOR 3x1mmq 2 OUTPUTS C/GEL IP68 PLASTIC BLACK	25€
9G066	CONNECTOR 3x1,5mmq 2 OUTPUTS C/GEL IP68 PLASTIC BLACK	25€

The DC-CV (constant voltage) product version is suggest when a SELV installation is required.

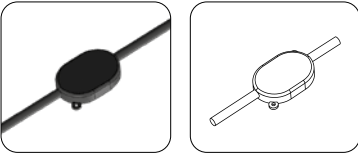
TRIPO LARGE 800 accessories



Cover

Cover accessory*						
Finish						
9G 059	134€	RU Corten effect	/PL Flat cover (customisable on request)	Flat	0€	
		MB Mud brown				
		MS Sand	/DE Decorative louver	Deco	20€	
		CA Concrete grey				
		WT white txt				

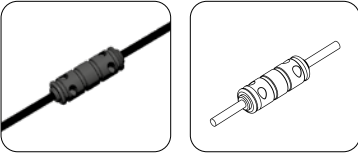
*Order one for each side. Max. 3 covers per luminaire



With this accessory, you can create connections while ensuring IP68 grade protection.

IP₆₈

Connector		
9G 065	3x1 mmq - 2 outputs	25€

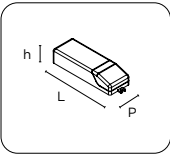


With this accessory, you can create connections while ensuring IP68 grade protection.

IP₆₈

Connector		
9G 066	3x1 mmq - 2 outputs	25€

TRIPO LARGE 800 power supply



Driver LED

IP₆₇

Driver (DC 24V)							
	Control	LxPxh	Power	Voltage	Frequency	Compositions	
9D24V014AL/IP67	ON/OFF	38x79x25	14W	220/240V	50/60Hz	max 1pcs 8W / 2pcs 4,5W	48€
9D24V024DDAL/IP67	DALI	35x185x33	24W	220/240V	50/60Hz	max 2pcs 8W / 4pcs 4,5W	108€

IP₂₀

Driver (DC 24V)							
	Control	LxPxh	Power	Voltage	Frequency	Compositions	
9D24V010AL	ON/OFF	39x76x23	10W	220/240V	50/60Hz	max 1pcs 8W / 2pcs 4,5W	27€
9D24V030AL	ON/OFF	38x125x23	29W	220/240V	50/60Hz	max 3pcs 8W / 6pcs 4,5W	37€
9D24V060TR	ON/OFF	43x225x30	60W	220/240V	50/60Hz	max 7pcs 8W / 12pcs 4,5W	87€

IP₂₀

Driver (DC 48V)							
	Control	LxPxh	Power	Voltage	Frequency	Compositions	
9D48V030AL	ON/OFF	38x125x23	29W	220/240V	50/60Hz	max 3pcs 8W / 6pcs 4,5W	33€
9D48V070TC	ON/OFF	60x225x36	70W	220/240V	50/60Hz	max 8pcs 8W / 14pcs 4,5W	74€
9D48V150TC	ON/OFF	60x240x49	150W	220/240V	50/60Hz	max 18pcs 8W / 30pcs 4,5W	124€
9D48V075AL	ON/OFF	41x280x29	75W	220/240V	50/60Hz	max 9pcs 8W / 15pcs 4,5W	67€
9D48V150AL	ON/OFF	41x280x29	150W	220/240V	50/60Hz	max 18pcs 8W / 30pcs 4,5W	86€





Configurable system with flexible FLEUR_

Versatile lighting system for diffused and accent lighting needs, completely mimetic.
FLEUR is constituted by flexible stems with reinforced terminals in powder-painted brass and steel.


The LED lighting elements can be configured as a projector, available in Spot 14 °, Medium 25 ° or Wide 40 °, or with a spherical or conical diffuser for omnidirectional lighting.

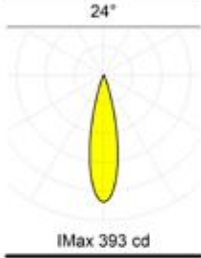
Each stem hosts a nominal Led 1.2W (120lm) in 2700K, 3000K or 4000K in CRI85, with a lifetime of 100,000 hours at L80 B10. Mounting options for FLEUR include picket, tree, recessed and surface installation.

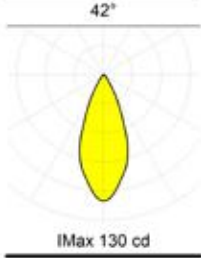
FLEUR recessed and surface versions are available with two or three individually configurable stems, while the picket and tree versions are configured with a single stem.


The brass and steel mounting base and the optical assemblies are available in a selection of powder paint finishes including charcoal gray, mud brown, sand and corten.
The FLEUR stems are coated with a high-strength hazelnut textile sheath.

Degree of protection IP65. Class III device with a selection of remote drivers.

Fleur / Spot			3000 K / Ra 85	
m	Ø	Lux	11°	Glaring -
1	0.20	968		UGR 5.6
2	0.40	242		Colour deviation 3 SDCM
3	0.60	108		Fixture power 1.4 W
4	0.80	60		Fixture flux 71.0 lm
5	1.01	39		Fixture efficacy 52 lm/W
			IMax 968 cd	LED values 1.4 W 120.0 lm

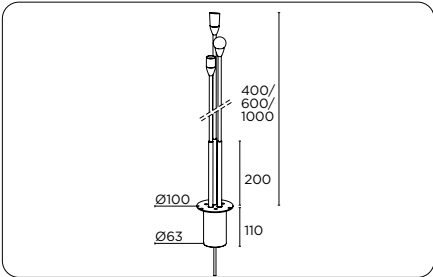
Fleur / Medium			3000 K / Ra 85	
m	Ø	Lux	24°	Glaring -
1	0.43	393		UGR 0.4
2	0.86	98		Colour deviation 3 SDCM
3	1.29	44		Fixture power 1.4 W
4	1.73	25		Fixture flux 75.0 lm
5	2.16	16		Fixture efficacy 55 lm/W
			IMax 393 cd	LED values 1.4 W 120.0 lm

Fleur / Wide			3000 K / Ra 85	
m	Ø	Lux	42°	Glaring -
1	0.76	130		UGR 12.2
2	1.52	33		Colour deviation 3 SDCM
3	2.28	14		Fixture power 1.4 W
4	3.04	8		Fixture flux 66.0 lm
5	3.80	5		Fixture efficacy 49 lm/W
			IMax 130 cd	LED values 1.4 W 120.0 lm

Fleur / Sphere - Triangle			3000 K / Ra 85	
m	Ø	Lux	13°	Glaring -
1	0.23	132		UGR 32.3
2	0.47	33		Colour deviation 3 SDCM
3	0.70	15		Fixture power 1.4 W
4	0.94	8		Fixture flux 73.0 lm
5	1.17	5		Fixture efficacy 54 lm/W
			IMax 132 cd	LED values 1.4 W 120.0 lm



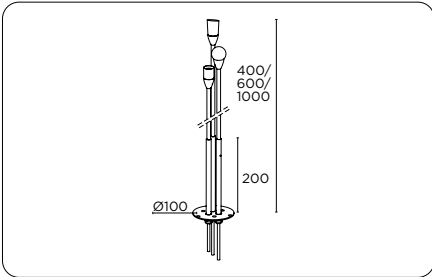
FLEUR Inground
driver included



8409	FLEUR	146€
+		
Stems		
32	2 x Fleur	0€
33	3 x Fleur	26€
+		
Version		
G	Inground	0€
+		
Control		
O	ON-OFF	0€
+		
Finish		
G	Concrete grey	0€
M	Mud brown	0€
R	Corten effect	0€
S	Sand	0€
+		
Stem		
840970	Stem 400mm	135€
840971	Stem 600mm	145€
840972	Stem 1000mm	155€
+		
CRI-CCT		
B2	CRI85 2700K	0€
B3	CRI85 3000K	0€
B4	CRI85 4000K	0€
+		
Finish Stem		
G	Concrete grey	0€
M	Mud brown	0€
S	Sand	0€
R	Corten effect	0€
+		
Lighting body		
P	Omnidirectional sphere	0€
T	Omnidirectional triangle	0€
N	Projector Spot	0€
M	Projector Medium	0€
F	Projector Wide	0€

Independent accessories		
8409900052	Housing FLEUR	19€
9G065	CONNECTOR 3x1mmq 2 OUTPUTS C/GEL IP68 PLASTIC BLACK	25€
9G066	CONNECTOR 3x1,5mmq 2 OUTPUTS C/GEL IP68 PLASTIC BLACK	25€

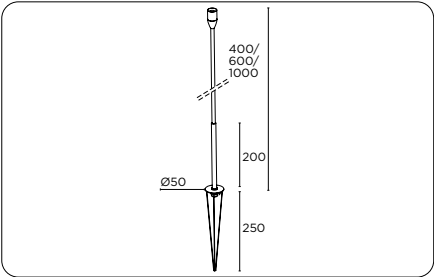
FLEUR Surface



8409	FLEUR	81€
+		
Stems		
32	2 x Fleur	0€
33	3 x Fleur	25€
+		
Version		
U	Surface	0€
+		
Control		
R	Remote driver	0€
+		
Finish		
G	Concrete grey	0€
M	Mud brown	0€
R	Corten effect	0€
S	Sand	0€
+		
Stem		
840970	Stem 400mm	135€
840971	Stem 600mm	145€
840972	Stem 1000mm	155€
+		
CRI-CCT		
B2	CRI85 2700K	0€
B3	CRI85 3000K	0€
B4	CRI85 4000K	0€
+		
Finish Stem		
G	Concrete grey	0€
M	Mud brown	0€
S	Sand	0€
R	Corten effect	0€
+		
Lighting body		
P	Omnidirectional sphere	0€
T	Omnidirectional triangle	0€
N	Projector Spot	0€
M	Projector Medium	0€
F	Projector Wide	0€

Independent accessories		
8409900052	Housing FLEUR	19€
9G065	CONNECTOR 3x1mmq 2 OUTPUTS C/GEL IP68 PLASTIC BLACK	25€
9G066	CONNECTOR 3x1,5mmq 2 OUTPUTS C/GEL IP68 PLASTIC BLACK	25€

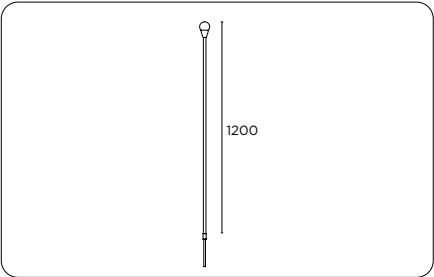
FLEUR Spike



8409	FLEUR	58€
+		
Stems		
31	1 x Fleur	0€
+		
Version		
S	Spike	0€
+		
Control		
R	Remote driver	0€
+		
Finish		
G	Concrete grey	0€
M	Mud brown	0€
R	Corten effect	0€
S	Sand	0€
+		
Stem		
840970	Stem 400mm	135€
840971	Stem 600mm	145€
840972	Stem 1000mm	155€
+		
CRI-CCT		
B2	CRI85 2700K	0€
B3	CRI85 3000K	0€
B4	CRI85 4000K	0€
+		
Finish Stem		
G	Concrete grey	0€
M	Mud brown	0€
S	Sand	0€
R	Corten effect	0€
+		
Lighting body		
P	Omnidirectional sphere	0€
T	Omnidirectional triangle	0€
N	Projector Spot	0€
M	Projector Medium	0€
F	Projector Wide	0€

Independent accessories		
9G065	CONNECTOR 3x1mmq 2 OUTPUTS C/GEL IP68 PLASTIC BLACK	25€
9G066	CONNECTOR 3x1,5mmq 2 OUTPUTS C/GEL IP68 PLASTIC BLACK	25€

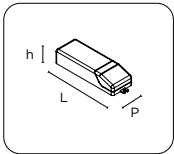
FLEUR Tree



840973	FLEUR stem 1200mm	175€
+		
CRI-CCT		
B2	CRI85 2700K	0€
B3	CRI85 3000K	0€
B4	CRI85 4000K	0€
+		
Finish		
G	Concrete grey	0€
M	Mud brown	0€
R	Corten effect	0€
S	Sand	0€
+		
Lighting body		
P	Omnidirectional sphere	0€
T	Omnidirectional triangle	0€
N	Projector Spot	0€
M	Projector Medium	0€
F	Projector Wide	0€

Independent accessories		
9G065	CONNECTOR 3x1mmq 2 OUTPUTS C/GEL IP68 PLASTIC BLACK	25€
9G066	CONNECTOR 3x1,5mmq 2 OUTPUTS C/GEL IP68 PLASTIC BLACK	25€

FLEUR power supply



Driver LED

IP₆₇

FLEUR Surface / Driver (DC 350mA - Vf=2,9V)								
	Control	LxPxh	Power	Voltage	Frequency	Compositions		
9D035014AL/IP67	ON/OFF	38x79x25	14W	220/240V	50/60Hz	max 3pcs		48€

IP₂₀

FLEUR Surface / Driver (DC 350mA - Vf=2,9V)								
	Control	LxPxh	Power	Voltage	Frequency	Compositions		
9D035006AL	ON/OFF	32x76x22	5W	220/240V	50/60Hz	max 3pcs		21€

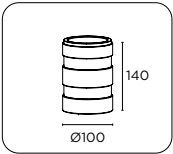
IP₆₇

FLEUR Spike - FLEUR Tree / Driver (DC 350mA - Vf=2,9V)								
	Control	LxPxh	Power	Voltage	Frequency	Compositions		
9D035014AL/IP67	ON/OFF	38x79x25	14W	220/240V	50/60Hz	max 10pcs		48€

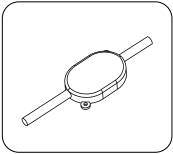
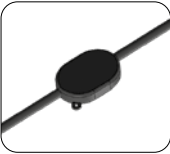
IP₂₀

FLEUR Spike - FLEUR Tree / Power supplies (DC 350mA - Vf=2,9V)								
	Control	LxPxh	Power	Voltage	Frequency	Compositions		
9D035006AL	ON/OFF	32x76x22	5W	220/240V	50/60Hz	max 4pcs		21€
9D035016AL	ON/OFF	38x125x23	16W	220/240V	50/60Hz	max 12pcs		31€

FLEUR accessories

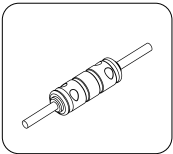


Polymer body for watertight wiring.



With this accessory, you can create connections while ensuring IP68 grade protection.

IP₆₈



With this accessory, you can create connections while ensuring IP68 grade protection.

IP₆₈

Housing	
8 409 90 00 52	19€

Connector		
9G 065	3x1 mmq - 2 outputs	25€

Connector		
9G 066	3x1 mmq - 2 outputs	25€

BRICK SMALL



BRICK SMALL

IP55 ± F 650' 0,95



Opal polycarbonate diffuser_
high efficacy LED light source_

LED wall-mounted luminaire with an opal polycarbonate diffuser. Interchangeable optical accessories are available to create a Spot (16°), Medium (31°) and Wide (58°) beam.

An adjustable ceiling-mounting bracket for 90° horizontal or vertical adjustment is also available, as well as a surface-mount box for concrete or brick mounting.

Available as standard in 3000K, CRI85. CRI95, 2700K and 4000K are available upon request. Ingress protection of IP55.

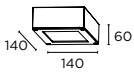
Brick Small / Spot			3000 K / Ra 95		
m	Ø	Lux	16°	Glaring	-
1	0.27	4934		UGR	13.1
2	0.55	1233		Colour deviation	3 SDCM
3	0.82	548		Fixture power	9.7 W
4	1.09	308		Fixture flux	821.0 lm
5	1.36	197		Fixture efficacy	85 lm/W
			IMax 4934 cd	LED values	8.5 W 949.0 lm

Brick Small / Medium			3000 K / Ra 95		
m	Ø	Lux	31°	Glaring	-
1	0.55	1896		UGR	13.7
2	1.11	474		Colour deviation	3 SDCM
3	1.66	211		Fixture power	9.7 W
4	2.22	119		Fixture flux	798.0 lm
5	2.77	76		Fixture efficacy	83 lm/W
			IMax 1900 cd	LED values	8.5 W 949.0 lm

Brick Small / Wide			3000 K / Ra 95		
m	Ø	Lux	57°	Glaring	-
1	1.10	824		UGR	14.8
2	2.19	206		Colour deviation	3 SDCM
3	3.29	92		Fixture power	9.7 W
4	4.39	52		Fixture flux	741.0 lm
5	5.48	33		Fixture efficacy	77 lm/W
			IMax 863 cd	LED values	8.5 W 949.0 lm

Brick Small / Dif.			3000 K / Ra 95		
m	Ø	Lux	102°	Glaring	-
1	2.49	167		UGR	25.6
2	4.97	42		Colour deviation	3 SDCM
3	7.46	19		Fixture power	9.7 W
4	9.95	10		Fixture flux	424.0 lm
5	12.44	7		Fixture efficacy	44 lm/W
			IMax 167 cd	LED values	8.5 W 949.0 lm

BRICK Small



833640	BRICK Small - 9W	269€
--------	------------------	------

Control		
0	ON-OFF	0€

Finish		
R	Corten effect	0€
M	Mud brown	0€
S	Sand	0€
G	Concrete grey	0€
W	Matt white txt	0€
9	Concrete grey	0€

CRI-CCT		
B3	CRI85 3000K	0€
52	CRI95 2700K	0€
53	CRI95 3000K	0€
54	CRI95 4000K	0€

Deflector		
F	Deflector	10€

Optical Accessories		
3369200/S	Optic Spot and Diffuser	28€
3369200/M	Optic Medium and Diffuser	28€
3369200/W	Optic Wide and Diffuser	28€

Independent accessories		
3369000	Concrete/brick housing	24€

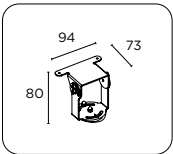
Bracket		
83369100	Bracket for wall mounting	95€

CA	Concrete grey	0€
MB	Mud brown	0€
MS	Sand	0€
RU	Corten effect	0€
WT	Matt white txt	0€
CG	Concrete grey	0€

BRICK SMALL accessories



Optics include diffuser.



Bracket for wall mounting, 90° adjustable on the horizontal/vertical plane.



Concrete/brick housing

Optic accessory

336 92 00	/S	spot	28€
	/M	medium	
	/W	wide	

Adjustable bracket

8 336 91 00	RU	Corten effect	95€
	MB	Mud brown	
	MS	Sand	
	CA	Concrete grey	
	WT	white txt	
	CG	Concrete grey	

Concrete/BRICK housing*

336 90 00	24€
-----------	-----

* No colour finish available for this option



BRICK MEDIUM

IP55, energy efficiency class F, 650lm, 1.9



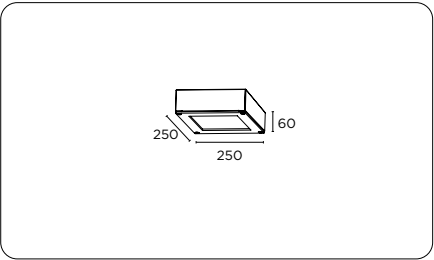
Opal polycarbonate diffuser_
High-efficiency LED source_

LED chip-on-board (COB) wall-mounted projector powered by constant current via an electronic power supply unit integrated in the luminaire.

The source is installed on a fixed optical unit with dissipating function. The luminaire body consists of a stainless steel sheet metal box and frame to be fixed with hexagonal head screws to ensure IP55 protection rating.

Liquid paint finish. CRI85 4000K available on request.

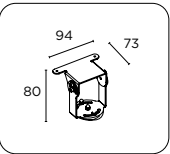
BRICK Medium



833641	BRICK Medium - 15W	380€
+		
Control		
O	ON-OFF	0€
1	1..10V	50€
D	DALI	50€
S	PUSH	50€
+		
Finish		
R	Corten effect	0€
M	Mud brown	0€
S	Sand	0€
G	Concrete grey	0€
W	Matt white txt	0€
9	Concrete grey	0€
+		
CRI-CCT		
B3	CRI85 3000K	0€
B4	CRI85 4000K	0€


Independent accessories		
+		
Bracket		
83369100	Bracket for wall mounting	95€
+		
Finish Bracket		
CA	Concrete grey	0€
GT	Gold txt	0€
MB	Mud brown	0€
MS	Sand	0€
RU	Corten effect	0€
WT	Matt white txt	0€


BRICK MEDIUM accessories



Bracket for wall mounting, 90° adjustable on the horizontal/vertical plane.

Adjustable bracket			
8 336 91 00	RU	Corten effect	95€
	MB	Mud brown	
	MS	Sand	
	CA	Concrete grey	
	WT	white txt	
	CG	Concrete grey	





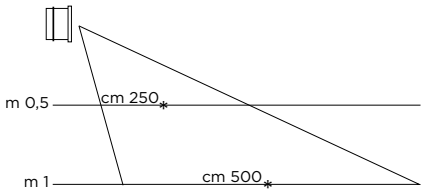
Miniature form factor_
High efficacy LED light source_

Compact round LED wall marker luminaire with a diameter of only 40mm. Aluminium housing with powder coat finish in carbon grey, matt white textured or rust effect.

Available in 2700K, 3000K and 4000K in CRI85. Nominal power consumption of 1.2W (120lm).

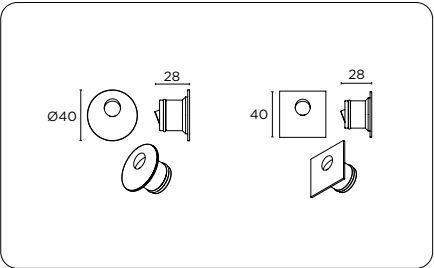
Lumen maintenance of 100,000 hrs at L80 B10. Fitted with LED light source and frosted lens for an even light distribution. Luminaire to be installed with a blackout accessory (to be ordered separately). Ingress protection of IP67.

Class III luminaire to be used with remote On/Off power supply.



Mark	3000 K / Ra 85
Glaring	-
UGR	20.0
Colour deviation	3 SDCM
Fixture power	1.4 W
Fixture flux	24.0 lm
Fixture efficacy	18 lm/W
LED values	1.2 W 120.0 lm

MARK

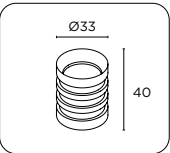


8405	MARK - 1,2W	90€
+		
Versions		
80	Round	0€
81	Square	0€
+		
Driver		
R	Remote driver	0€

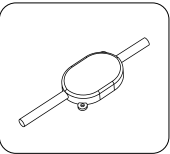

Finish		
G	Concrete grey	0€
R	Corten effect	0€
W	Matt white txt	0€
+		
CRI-CCT		
B2	CRI85 2700K	0€
B3	CRI85 3000K	0€
B4	CRI85 4000K	0€

Independent accessories		
8405900052	Housing MARK	17€
9G065	CONNECTOR 3x1,mmq 2 OUTPUT C/GEL IP68 PLASTIC BLACK	25€
9G066	CONNECTOR 3x1,5mmq 2 OUTPUT C/GEL IP68 PLASTIC BLACK	25€

MARK accessories

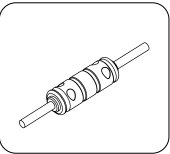


Polymer body for watertight wiring.



With this accessory, you can create connections while ensuring IP68 grade protection.

IP₆₈



With this accessory, you can create connections while ensuring IP68 grade protection.

IP₆₈

Housing	
8 405 90 00 52	17€

Connector	
9G 065	3x1 mmq - 2 outputs 25€


Connector	
9G 066	3x1 mmq - 2 outputs 25€

MARK power supply

Driver (DC 350mA - Vf=2,9V)						
IP ₆₇	Control	LxPxh	Power	Voltage	Frequency	Compositions
	9D035014AL/IP67	ON/OFF	38x79x25	14W	220/240V	50/60Hz max 10pcs 48€

Power supplies (DC 350mA - Vf=2,9V)						
IP ₂₀	Control	LxPxh	Power	Voltage	Frequency	Compositions
	9D035006AL	ON/OFF	32x76x22	5W	220/240V	50/60Hz max 4pcs 21€
	9D035016AL	ON/OFF	38x125x23	16W	220/240V	50/60Hz max 12pcs 31€





Aluminum and tempered glass_
high efficiency SMD LED source_

Ceiling or wall mounted SMD luminaire with omni-directional, diffused light distribution and a diameter of 130mm. The luminaire consists of a die-cast base, combined with tempered glass.

Available with nominal 6W (550lm) or 9W (1020lm) light source in 2700K, 3000K or 4000K in CRI95. Lumen maintenance of 50,000 hrs at L80 B10.

Mix and match finishes for the base and the coloured ring accessory, choosing from five colour choices: carbon grey, mud brown, matt sand, matt white textured and rust effect.

A corrosion resistant coating (CRC) is available on request. Ingress protection of IP66.

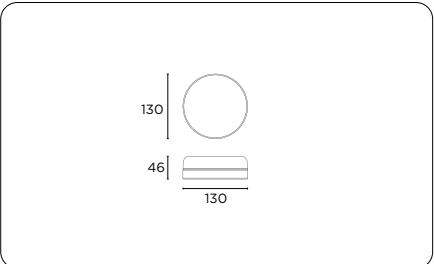
Class I luminaire with integral ON/OFF power supply, dimmable via PHASE CUT dimmer.

Yoma / 6W			3000 K / Ra 95	
m	Ø	Lux	98°	Glaring -
1	2.30	138		UGR 24.3
2	4.59	35		Colour deviation 3 SDCM
3	6.89	15		Fixture power 6.0 W
4	9.19	9		Fixture flux 357.0 lm
5	11.48	6		Fixture efficacy 59 lm/W
			IMax 138 cd	LED values 6.0 W 550.0 lm

Yoma / 9W			3000 K / Ra 95	
m	Ø	Lux	98°	Glaring -
1	2.30	222		UGR 25.9
2	4.59	55		Colour deviation 3 SDCM
3	6.89	25		Fixture power 9.0 W
4	9.19	14		Fixture flux 573.0 lm
5	11.48	9		Fixture efficacy 64 lm/W
			IMax 222 cd	LED values 9.0 W 1020.0 lm

Yoma / Decorative Ring / 6W			3000 K / Ra 95	
m	Ø	Lux	98°	Glaring -
1	2.29	156		UGR 22.6
2	4.59	39		Colour deviation 3 SDCM
3	6.88	17		Fixture power 6.0 W
4	9.18	10		Fixture flux 372.0 lm
5	11.47	6		Fixture efficacy 62 lm/W
			IMax 156 cd	LED values 6.0 W 550.0 lm


Yoma / Decorative Ring / 9W			3000 K / Ra 95	
m	Ø	Lux	98°	Glaring -
1	2.29	189		UGR 23.3
2	4.59	47		Colour deviation 3 SDCM
3	6.88	21		Fixture power 9.0 W
4	9.18	12		Fixture flux 450.0 lm
5	11.47	8		Fixture efficacy 50 lm/W
			IMax 189 cd	LED values 9.0 W 1020.0 lm



8375	YOMA	127€
+		
Versions		
40	6W	0€
41	9W	15€
+		
Control		
0	ON-OFF	0€
+		
Finish		
R	Corten effect	0€
M	Mud brown	0€
S	Sand	0€
G	Concrete grey	0€
W	Matt white txt	0€
+		
CRI-CCT		
B2	CRI95 2700K	0€
B3	CRI95 3000K	0€
B4	CRI95 4000K	0€
+		
Decorative ring		
83759000	Decorative ring	30€
+		
Finish Decorative ring		
RU	Corten effect	0€
MB	Mud brown	0€
MS	Sand	0€
CA	Concrete grey	0€
WT	Matt white txt	0€



YOMA accessory



Ring		
Ring finish		
8 375 90 00	RU Corten effect	30€
	MB Mud brown	
	MS Sand	
	CA Concrete grey	
	WT Matt white txt	

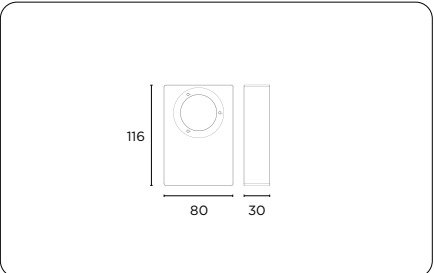





Diffused 120° light distribution_ dimmable via PHASE CUT_
high efficiency LED source_

Wall mounted LED luminaire with diffused 120° light distribution manufactured from die-cast aluminium. Available with nominal 4,5W (450lm) light source in 2700K, 3000K or 4000K in CRI95.
Lumen maintenance of 50.000 hrs at L80 B10.
Ingress protection of IP65. Class I luminaire with integral ON/OFF power supply, dimmable via PHASE CUT dimmer.
Body finishes include carbon grey, mud brown, matt sand, matt white textured and rust effect. A corrosion resistant coating (CRC) is available on request.

ROCK Outdoor



838160	ROCK 4,5W	127€
+		
Control		
O	ON-OFF	0€
+		
Finish		
R	Corten effect	0€
M	Mud brown	0€
S	Sand	0€
G	Concrete grey	0€
W	Matt white txt	0€
+		
CRI-CCT		
B2	CRI95 2700K	0€
B3	CRI95 3000K	0€
B4	CRI95 4000K	0€
+		
Honeycomb louvre		
H	Honeycomb louvre	8€

Rock			3000 K / Ra 95	
m	Ø	Lux	83°	Glaring -
1	1.76	128		UGR 26.3
2	3.51	32		Colour deviation 3 SDCM
3	5.27	14		Fixture power 4.0 W
4	7.02	8		Fixture flux 241.0 lm
5	8.78	5		Fixture efficacy 60 lm/W
			IMax 128 cd	LED values 4.0 W 360.0 lm



PLAY SQUARE UP OR DOWN

IP67 IK08 850° 0.74 0.3m



Sealed optical chamber and high efficient LED light source_

Square LED wall luminaire with single LED light source for either up or down light distribution. Die-cast aluminium body and glass sealed optical chamber. Available with nominal 5W (635lm) in 2700K, 3000K or 4000K in CRI95 or 3000K in CRI85. Lumen maintenance of 115,000 hrs at L80 B10.

Natural powder coat finish options include carbon grey, mud brown, matt sand, matt white textured and rust effect. Optics choices include Spot, Flood, Medium and Wide.

PLAY is available with a range of optical accessories including honeycomb louvre (factory fitted) as well as coloured ring, snoot, visor and adjustable elliptical lens accessory 18°x40° (field changeable and to be ordered separately).

Coloured rings are made from UV resistant PMMA and are available in translucent orange, translucent blue, translucent green and neutral. An external cover accessory is also available to order separately. This accessory covers the luminaire entirely so that the LED light source is deep recessed behind the cover. This creates a sharp beam cut off and a more decorative look of the luminaire. Additional finish options include copper textured, gold textured and dark bronze. Ingress protection of IP67. Class I luminaire including ON/OFF power supply.

Play Square / Up or Down / Spot			3000 K / Ra 95	
m	Ø	Lux	15°	Glaring -
1	0.26	2526		UGR 16.2
2	0.52	632		Colour deviation 3 SDCM
3	0.79	281		Fixture power 5.2 W
4	1.05	158		Fixture flux 391.9 lm
5	1.31	101		Fixture efficacy 75 lm/W
			IMax 2526 cd	LED values 4.5 W 525.0 lm

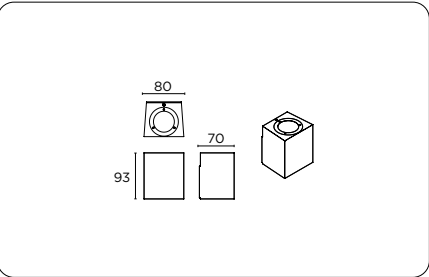
Play Square / Up or Down / Flood			3000 K / Ra 95	
m	Ø	Lux	20°	Glaring -
1	0.36	1490		UGR 16.8
2	0.72	372		Colour deviation 3 SDCM
3	1.08	166		Fixture power 5.2 W
4	1.45	93		Fixture flux 386.2 lm
5	1.81	60		Fixture efficacy 74 lm/W
			IMax 1490 cd	LED values 4.5 W 525.0 lm

Play Square / Up or Down / Medium			3000 K / Ra 95	
m	Ø	Lux	33°	Glaring -
1	0.59	823		UGR 18.1
2	1.17	206		Colour deviation 3 SDCM
3	1.76	91		Fixture power 5.2 W
4	2.34	51		Fixture flux 390.0 lm
5	2.93	33		Fixture efficacy 75 lm/W
			IMax 823 cd	LED values 4.5 W 525.0 lm

Play Square / Up or Down / Wide			3000 K / Ra 95	
m	Ø	Lux	37°	Glaring -
1	0.67	695		UGR 17.7
2	1.34	174		Colour deviation 3 SDCM
3	2.01	77		Fixture power 5.2 W
4	2.68	43		Fixture flux 370.0 lm
5	3.35	28		Fixture efficacy 71 lm/W
			IMax 695 cd	LED values 4.5 W 525.0 lm

Play Square / Up or Down / Elliptical			3000 K / Ra 95	
m	Ø	Lux	29°	Glaring -
1	0.74	707		UGR 30.7
2	1.48	177		Colour deviation 3 SDCM
3	2.21	79		Fixture power 5.2 W
4	2.95	44		Fixture flux 315.0 lm
5	3.69	28		Fixture efficacy 60 lm/W
			IMax 707 cd	LED values 4.5 W 525.0 lm

PLAY Square up o down



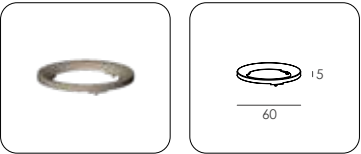
840060	PLAY Square up or down - 5W	172€
+		
Control		
O	ON-OFF	0€
+		
Finish		
M	Mud brown	0€
S	Sand	0€
G	Concrete grey	0€
R	Corten effect	0€
W	Matt white txt	0€
+		
CRI-CCT		
B3	CRI85 3000K	0€
52	CRI95 2700K	0€
53	CRI95 3000K	0€
54	CRI95 4000K	0€
+		
Optics		
S	Spot	0€
F	Flood	0€
M	Medium	0€
W	Wide	0€



Honeycomb louvre		
H	Honeycomb louvre	8€
+		
Decorative ring		
84009000	Decorative ring	11€
+		
Ring finish		
T0	Neutral	0€
T1	Orange	0€
T6	Ocean blue	0€
T2	Green	0€
+		
Optical Accessories		
9G050	Snoot	28€
9G051	Visor	22€
9G052	Elliptical lens (14°x60°)	20€
+		
External cover		
9G053	PLAY SQUARE 1X	83€

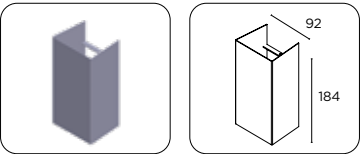
Finish cover		
BZ	Dark bronze txt	0€
CA	Concrete grey	0€
CT	Copper txt	0€
GT	Gold txt	0€
MB	Mud brown	0€
MS	Sand	0€
RU	Corten effect	0€
WT	Matt white txt	0€
+		
Connector		
9G065	CONNECTOR 3x1,mmq 2 OUTPUT C/GEL IP68 PLASTIC BLACK	25€

PLAY SQUARE UP OR DOWN accessories



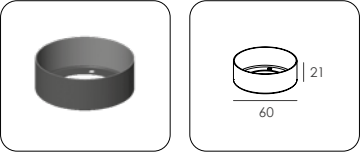
Colored polycarbonate decorative ring in paste, translucent appearance.

Decorative ring			
8 400 90 00	T0	neutral	11€
	T1	orange fire	
	T2	green	
	T6	blu	



Decorative cover allows a distinct and defined effect.

External cover			
9G 053	RU	Corten effect	83€
	MB	Mud brown	
	MS	Sand	
	CA	Concrete grey	
	WT	white txt	
	CT	copper	
	GT	gold	
	BZ	dark bronze	



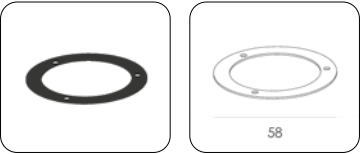
Thanks to this accessory it is possible to obtain a narrow and sharp beam, with a greater contrast between the illuminated and non illuminated area.

Cut-Off		
9G 050		28€



Thanks to this accessory it is possible to obtain an asymmetrical narrower and sharper beam with a greater contrast between the illuminated and non-illuminated area.

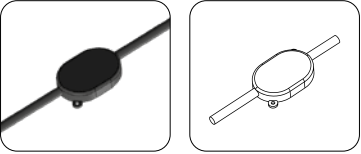
Visor		
9G 051		22€



With this accessory you can obtain a narrow beam with an elliptical 18°x40° shape.

Elliptical lens		
9G 052		20€

only for Spot optics



With this accessory, you can create connections while ensuring IP68 grade protection.

Connector		
9G 065	3x1 mmq - 2 outputs	25€

PLAY SQUARE UP / DOWN

IP67 IK08 850° 12 0.3m



Sealed optical chamber and 2 x high efficient LED light source_

Square LED wall luminaire with two LED light sources for up/down light distribution.

Die-cast aluminium body and glass sealed optical chamber. Available with nominal 2x5W (2x635lm) in 2700K, 3000K or 4000K in CRI95 or 3000K in CRI85. Lumen maintenance of 115,000 hrs at L80 B10.

Natural powder coat finish options include carbon grey, mud brown, matt sand, matt white textured and rust effect. Optics choices include Spot, Flood, Medium and Wide. PLAY is available with a range of optical accessories including honeycomb louvre (factory fitted) as well as coloured ring, snoot, visor and adjustable elliptical lens accessory 18°x40° (field changeable and to be ordered separately).

Coloured rings are made from UV resistant PMMA and are available in translucent orange, translucent blue, translucent green and neutral. An external cover accessory is also available to order separately. This accessory covers the luminaire entirely so that the LED light sources are deep recessed behind the cover.

This creates a sharp beam cut off and a more decorative look of the luminaire. Additional finish options to the before

mentioned body finish options for this cover include copper textured, gold textured and dark bronze. Ingress protection of IP67. Class I luminaire including ON/OFF power supply.

Play Square / Up-Down / Spot			3000 K / Ra 95	
m	Ø	Lux	15°	Glaring
1	0.26	2526		-
2	0.52	632		UGR 16.2
3	0.79	281		Colour deviation 3 SDCM
4	1.05	158		Fixture power 5.2 W
5	1.31	101		Fixture flux 391.9 lm
			IMax 2526 cd	Fixture efficacy 75 lm/W
				LED values 4.5 W 525.0 lm

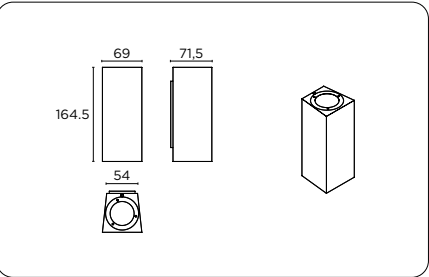
Play Square / Up-Down / Flood			3000 K / Ra 95	
m	Ø	Lux	20°	Glaring
1	0.36	1490		-
2	0.72	372		UGR 16.8
3	1.08	166		Colour deviation 3 SDCM
4	1.45	93		Fixture power 5.2 W
5	1.81	60		Fixture flux 386.2 lm
			IMax 1490 cd	Fixture efficacy 74 lm/W
				LED values 4.5 W 525.0 lm

Play Square / Up-Down / Medium			3000 K / Ra 95	
m	Ø	Lux	33°	Glaring
1	0.59	823		-
2	1.17	206		UGR 18.1
3	1.76	91		Colour deviation 3 SDCM
4	2.34	51		Fixture power 5.2 W
5	2.93	33		Fixture flux 390.0 lm
			IMax 823 cd	Fixture efficacy 75 lm/W
				LED values 4.5 W 525.0 lm

Play Square / Up-Down / Wide			3000 K / Ra 95	
m	Ø	Lux	37°	Glaring
1	0.67	695		-
2	1.34	174		UGR 17.7
3	2.01	77		Colour deviation 3 SDCM
4	2.68	43		Fixture power 5.2 W
5	3.35	28		Fixture flux 370.0 lm
			IMax 695 cd	Fixture efficacy 71 lm/W
				LED values 4.5 W 525.0 lm

Play Square / Up-Down / Elliptical			3000 K / Ra 95	
m	Ø	Lux	29°	Glaring
1	0.74	707		-
2	1.48	177		UGR 30.7
3	2.21	79		Colour deviation 3 SDCM
4	2.95	44		Fixture power 5.2 W
5	3.69	28		Fixture flux 315.0 lm
			IMax 707 cd	Fixture efficacy 60 lm/W
				LED values 4.5 W 525.0 lm

PLAY Square up/down



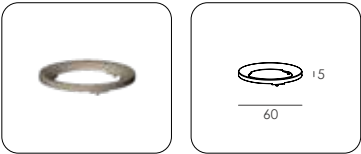
840061	PLAY Square up/down - 2x5W	252€
+		
Control		
O	ON-OFF	0€
+		
Finish		
M	Mud brown	0€
S	Sand	0€
G	Concrete grey	0€
R	Corten effect	0€
W	Matt white txt	0€
+		
CRI-CCT		
B3	CRI85 3000K	0€
52	CRI95 2700K	0€
53	CRI95 3000K	0€
54	CRI95 4000K	0€
+		
Optics UP		
S	Spot	0€
F	Flood	0€
M	Medium	0€
W	Wide	0€
+		
Optics DOWN		
S	Spot	0€
F	Flood	0€
M	Medium	0€
W	Wide	0€



Honeycomb louvre		
U	Honeycomb louvre up	8€
D	Honeycomb louvre down	8€
+		
Decorative ring		
84009000	Decorative ring	11€
+		
Ring finish		
T0	Neutral	0€
T1	Orange firene	0€
T2	Green	0€
T6	Ocean blue	0€
+		
Optical Accessories		
9G050	Snoot	28€
9G051	Visor	22€
9G052	Elliptical lens (14°x60°)	20€

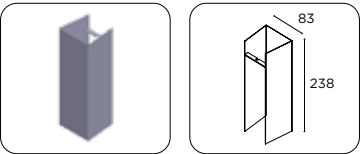
9G054	PLAY SQUARE 2X	95€
+		
BZ	Dark bronze txt	0€
CA	Concrete grey	0€
CT	Copper txt	0€
GT	Gold txt	0€
MB	Mud brown	0€
MS	Sand	0€
RU	Corten effect	0€
WT	Matt white txt	0€
+		
Connector		
9G065	CONNECTOR 3x1,mmq 2 OUTPUT C/GEL IP68 PLASTIC BLACK	25€

PLAY SQUARE UP / DOWN accessories



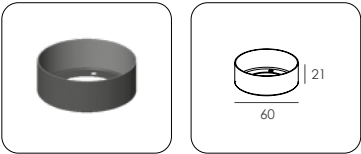
Colored polycarbonate decorative ring in paste, translucent appearance.

Decorative ring			
8 400 90 00	T0	neutral	11€
	T1	orange fire	
	T2	green	
	T6	blu	



Decorative cover allows a distinct and defined effect.

External cover			
9G 054	RU	Corten effect	95€
	MB	Mud brown	
	MS	Sand	
	CA	Concrete grey	
	WT	white txt	
	CT	copper	
	GT	gold	
	BZ	dark bronze	



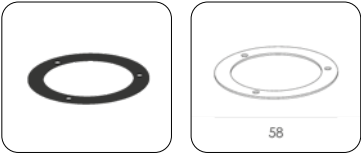
Thanks to this accessory it is possible to obtain a narrow and sharp beam, with a greater contrast between the illuminated and non illuminated area.

Cut-Off	
9G 050	28€



Thanks to this accessory it is possible to obtain an asymmetrally narrower and sharper beam with a greater contrast between the illuminated and non-illuminated area.

Visor	
9G 051	22€

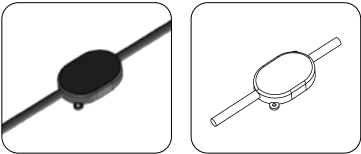


With this accessory you can obtain a narrow beam with an elliptical 18°x40° shape.



Elliptical lens	
9G 052	20€

only for Spot optics



With this accessory, you can create connections while ensuring IP68 grade protection.



Connector	
9G 065	3x1 mmq - 2 outputs 25€

PLAY ROUND UP OR DOWN

± IP₆₇ IK₀₈ 850° 0.3m



Sealed optical chamber and high efficient LED light source_

Round LED wall luminaire with single LED light source for either up or down light distribution.

Die-cast aluminium body and glass sealed optical chamber. Available with nominal 5W (635lm) in 2700K, 3000K or 4000K in CRI95 or 3000K in CRI85. Lumen maintenance of 115,000 hrs at L80 B10.

Natural powder coat finish options include carbon grey, mud brown, matt sand, matt white textured and rust effect. Optics choices include Spot, Flood, Medium and Wide. PLAY is available with a range of optical accessories including honeycomb louvre (factory fitted) as well as coloured ring, snoot, visor and adjustable elliptical lens accessory 18°x40° (field changeable and to be ordered separately).

Coloured rings are made from UV resistant PMMA and are available in translucent orange, translucent blue, translucent green and neutral.

An external cover accessory is also available to order separately. This accessory covers the luminaire entirely so that the LED light source is deep recessed behind the cover.

This creates a sharp beam cut off and a more decorative look of the luminaire. Additional finish options to the before mentioned body finish options for this cover include copper

textured, gold textured and dark bronze. Ingress protection of IP67. Class I luminaire including ON/OFF power supply.

Play Round / Up or Down / Spot			3000 K / Ra 95	
m	Ø	Lux	15°	Glaring -
1	0.26	2526		UGR 16.2
2	0.52	632		Colour deviation 3 SDCM
3	0.79	281		Fixture power 5.2 W
4	1.05	158		Fixture flux 391.9 lm
5	1.31	101		Fixture efficacy 75 lm/W
			IMax 2526 cd	LED values 4.5 W 525.0 lm

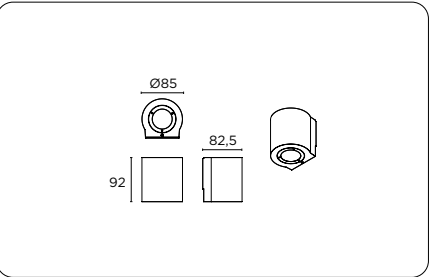
Play Round / Up or Down / Flood			3000 K / Ra 95	
m	Ø	Lux	20°	Glaring -
1	0.36	1490		UGR 16.8
2	0.72	372		Colour deviation 3 SDCM
3	1.08	166		Fixture power 5.2 W
4	1.45	93		Fixture flux 386.2 lm
5	1.81	60		Fixture efficacy 74 lm/W
			IMax 1490 cd	LED values 4.5 W 525.0 lm

Play Round / Up or Down / Medium			3000 K / Ra 95	
m	Ø	Lux	33°	Glaring -
1	0.59	823		UGR 18.1
2	1.17	206		Colour deviation 3 SDCM
3	1.76	91		Fixture power 5.2 W
4	2.34	51		Fixture flux 390.0 lm
5	2.93	33		Fixture efficacy 75 lm/W
			IMax 823 cd	LED values 4.5 W 525.0 lm

Play Round / Up or Down / Wide			3000 K / Ra 95	
m	Ø	Lux	37°	Glaring -
1	0.67	695		UGR 17.7
2	1.34	174		Colour deviation 3 SDCM
3	2.01	77		Fixture power 5.2 W
4	2.68	43		Fixture flux 370.0 lm
5	3.35	28		Fixture efficacy 71 lm/W
			IMax 695 cd	LED values 4.5 W 525.0 lm

Play Round / Up or Down / Elliptical			3000 K / Ra 95	
m	Ø	Lux	29°	Glaring -
1	0.74	707		UGR 30.7
2	1.48	177		Colour deviation 3 SDCM
3	2.21	79		Fixture power 5.2 W
4	2.95	44		Fixture flux 315.0 lm
5	3.69	28		Fixture efficacy 60 lm/W
			IMax 707 cd	LED values 4.5 W 525.0 lm

PLAY Round up o down



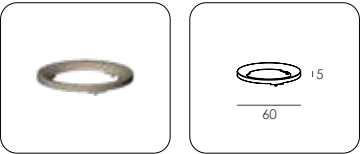
840160	PLAY Round up or down - 5W	172€
+		
Control		
O	ON-OFF	0€
+		
Finish		
M	Mud brown	0€
S	Sand	0€
G	Concrete grey	0€
R	Corten effect	0€
W	Matt white txt	0€
+		
CRI-CCT		
B3	CRI85 3000K	0€
52	CRI95 2700K	0€
53	CRI95 3000K	0€
54	CRI95 4000K	0€
+		
Optics		
S	Spot	0€
F	Flood	0€
M	Medium	0€
W	Wide	0€



Honeycomb louvre		
H	Honeycomb louvre	8€
+		
Decorative ring		
84009000	Decorative ring	11€
+		
Finish Decorative ring		
T0	Translucent	0€
T1	Translucent Orange	0€
T2	Translucent Green	0€
T6	Translucent Blue	0€
+		
Optical Accessories		
9G050	Snoot	28€
9G051	Visor	22€
9G052	Elliptical lens (14°x60°)	20€

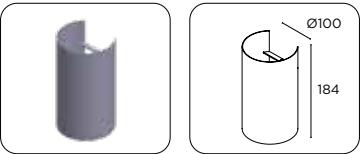
External cover		
9G055	PLAY ROUND 1X	83€
+		
Finish cover		
BZ	Dark bronze txt	0€
CA	Concrete grey	0€
CT	Copper txt	0€
GT	Gold txt	0€
MB	Mud brown	0€
MS	Sand	0€
RU	Corten effect	0€
WT	Matt white txt	0€
+		
Connector		
9G065	CONNECTOR 3x1,mmq 2 OUTPUT C/GEL IP68 PLASTIC BLACK	25€

PLAY ROUND UP OR DOWN accessories



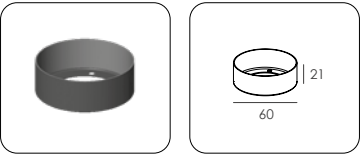
Colored polycarbonate decorative ring in paste, translucent appearance.

Decorative ring			
8 400 90 00	T0	neutral	11€
	T1	orange fire	
	T2	green	
	T6	blu	



Decorative cover allows a distinct and defined effect.

External cover			
9G 055	RU	Corten effect	83€
	MB	Mud brown	
	MS	Sand	
	CA	Concrete grey	
	WT	white txt	
	CT	copper	
	GT	gold	
	BZ	dark bronze	



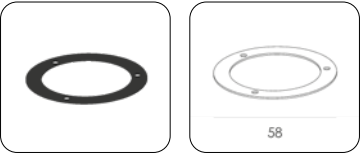
Thanks to this accessory it is possible to obtain a narrow and sharp beam, with a greater contrast between the illuminated and non illuminated area.

Cut-Off		
9G 050		28€



Thanks to this accessory it is possible to obtain an asymmetrical narrower and sharper beam with a greater contrast between the illuminated and non-illuminated area.

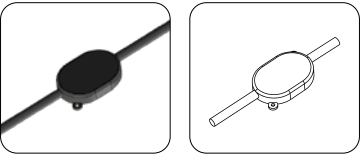
Visor		
9G 051		22€



With this accessory you can obtain a narrow beam with an elliptical 18°x40° shape.

Elliptical lens		
9G 052		20€

only for Spot optics



With this accessory, you can create connections while ensuring IP68 grade protection.

Connector		
9G 065	3x1 mmq - 2 outputs	25€

PLAY ROUND UP / DOWN

IP67 IK08 850° 11 0.3m



Sealed optical chamber and 2 x high efficient LED light source_

Square LED wall luminaire with two LED light sources for up/down light distribution.

Die-cast aluminium body and glass sealed optical chamber. Available with nominal 2x5W (2x635lm) in 2700K, 3000K or 4000K in CRI95 or 3000K in CRI85. Lumen maintenance of 115,000 hrs at L80 B10.

Natural powder coat finish options include carbon grey, mud brown, matt sand, matt white textured and rust effect.

Optics choices include Spot, Flood, Medium and Wide. PLAY is available with a range of optical accessories including honeycomb louvre (factory fitted) as well as coloured ring, snoot, visor and adjustable elliptical lens accessory 18°x40° (field changeable and to be ordered separately).

Coloured rings are made from UV resistant PMMA and are available in translucent orange, translucent blue, translucent green and neutral.

An external cover accessory is also available to order separately. This accessory covers the luminaire entirely so that the LED light sources are deep recessed behind the cover. This creates a sharp beam cut off and a more decorative look of the luminaire.

Additional finish options to the before mentioned body finish options for this cover include copper textured, gold textured and dark bronze. Ingress protection of IP67. Class I luminaire including ON/OFF power supply.

Play Round / Up-Down / Spot			3000 K / Ra 95	
m	Ø	Lux	15°	Glaring -
1	0.26	2526		UGR 16.2
2	0.52	632		Colour deviation 3 SDCM
3	0.79	281		Fixture power 5.2 W
4	1.05	158		Fixture flux 391.9 lm
5	1.31	101		Fixture efficacy 75 lm/W
			IMax 2526 cd	LED values 4.5 W 525.0 lm

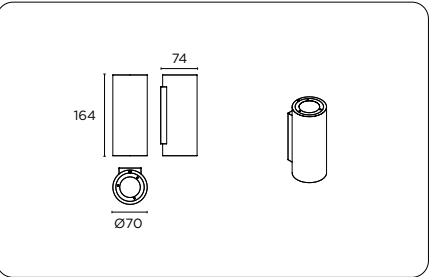
Play Round / Up-Down / Flood			3000 K / Ra 95	
m	Ø	Lux	20°	Glaring -
1	0.36	1490		UGR 16.8
2	0.72	372		Colour deviation 3 SDCM
3	1.08	166		Fixture power 5.2 W
4	1.45	93		Fixture flux 386.2 lm
5	1.81	60		Fixture efficacy 74 lm/W
			IMax 1490 cd	LED values 4.5 W 525.0 lm

Play Round / Up-Down / Medium			3000 K / Ra 95	
m	Ø	Lux	33°	Glaring -
1	0.59	823		UGR 18.1
2	1.17	206		Colour deviation 3 SDCM
3	1.76	91		Fixture power 5.2 W
4	2.34	51		Fixture flux 390.0 lm
5	2.93	33		Fixture efficacy 75 lm/W
			IMax 823 cd	LED values 4.5 W 525.0 lm

Play Round / Up-Down / Wide			3000 K / Ra 95	
m	Ø	Lux	37°	Glaring -
1	0.67	695		UGR 17.7
2	1.34	174		Colour deviation 3 SDCM
3	2.01	77		Fixture power 5.2 W
4	2.68	43		Fixture flux 370.0 lm
5	3.35	28		Fixture efficacy 71 lm/W
			IMax 695 cd	LED values 4.5 W 525.0 lm

Play Round / Up-Down / Elliptical			3000 K / Ra 95	
m	Ø	Lux	29°	Glaring -
1	0.74	707		UGR 30.7
2	1.48	177		Colour deviation 3 SDCM
3	2.21	79		Fixture power 5.2 W
4	2.95	44		Fixture flux 315.0 lm
5	3.69	28		Fixture efficacy 60 lm/W
			IMax 707 cd	LED values 4.5 W 525.0 lm

PLAY Round up/down



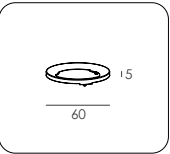
840161	PLAY Round up/down - 2x5W	252€
+		
Control		
O	ON-OFF	0€
+		
Finish		
M	Mud brown	0€
S	Sand	0€
G	Concrete grey	0€
R	Corten effect	0€
W	Matt white txt	0€
+		
CRI-CCT		
B3	CRI85 3000K	0€
52	CRI95 2700K	0€
53	CRI95 3000K	0€
54	CRI95 4000K	0€
+		
Optics UP		
S	Spot	0€
F	Flood	0€
M	Medium	0€
W	Wide	0€



Optics Down		
S	Spot 15°	0€
F	Flood 21°	0€
M	Medium 32°	0€
W	Wide 38°	0€
+		
Honeycomb louvre		
U	Honeycomb louvre up	8€
D	Honeycomb louvre down	8€
+		
Decorative ring		
84009000	Decorative ring	11€
+		
Ring finish		
T0	Neutral	0€
T1	Orange firene	0€
T2	Green	0€
T6	Ocean blue	0€

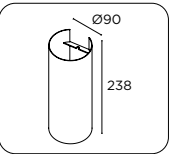
Optical Accessories		
9G050	Snoot	28€
9G051	Visor	22€
9G052	Elliptical lens (14°x60°)	20€
+		
External cover		
9G056	PLAY ROUND 2X	95€
+		
Finish cover		
BZ	Dark bronze txt	0€
CA	Concrete grey	0€
CT	Copper txt	0€
GT	Gold txt	0€
MB	Mud brown	0€
MS	Sand	0€
RU	Corten effect	0€
WT	Matt white txt	0€
+		
Connector		
9G065	CONNECTOR 3x1,mmq 2 OUTPUT C/GEL IP68 PLASTIC BLACK	25€

PLAY ROUND UP / DOWN accessories



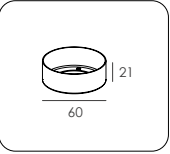
Colored polycarbonate decorative ring in paste, translucent appearance.

Decorative ring			
8 400 90 00	T0	neutral	11€
	T1	orange fire	
	T2	green	
	T6	blu	



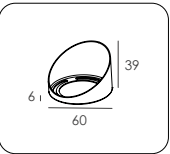
Decorative cover allows a distinct and defined effect.

External cover			
9G 056	RU	Corten effect	95€
	MB	Mud brown	
	MS	Sand	
	CA	Concrete grey	
	WT	white txt	
	CT	copper	
	GT	gold	
	BZ	dark bronze	



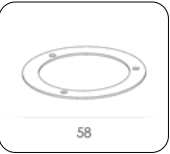
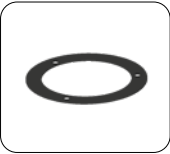
Thanks to this accessory it is possible to obtain a narrow and sharp beam, with a greater contrast between the illuminated and non illuminated area.

Cut-Off		
9G 050		28€



Thanks to this accessory it is possible to obtain an asymmetrically narrower and sharper beam with a greater contrast between the illuminated and non-illuminated area.

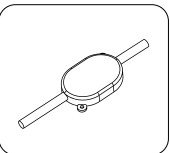
Visor		
9G 051		22€



With this accessory you can obtain a narrow beam with an elliptical 18°x40° shape.

Elliptical lens		
9G 052		20€

only for Spot optics

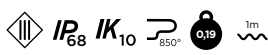


With this accessory, you can create connections while ensuring IP68 grade protection.

Connector		
9G 065	3x1 mmq - 2 outputs	25€



TRIM CC



Compact form factor_
Choice of four beam angles_

Compact round LED inground luminaire with a diamatre of 65mm and a recessed depth of 60mm. Stainless steel housing.

Available in 2700K, 3000K and 4000K in CRI85. Nominal power consumption of 4W (410lm). Lumen maintenance of 50,000 hrs at L80 B10.

Available with four optics choices: Narrow flood, Medium, Wide and Ellipse. Luminaire to be installed with a blackout accessory (to be ordered separately). Suitable for walk over installations with a max. weight of 1000kg. Ingress protection of IP67.

Class III luminaire to be used with remote On/Off power supply (constant current max 350mA).

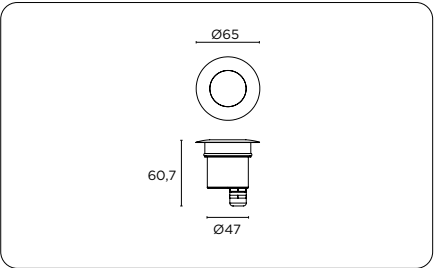
Trim CC / Narrow Flood			3000 K / Ra 85		
m	Ø	Lux	8°	Glaring	-
1	0.14	11333		UGR	12.9
2	0.29	2833		Colour deviation	3 SDCM
3	0.43	1259		Fixture power	4.5 W
4	0.57	708		Fixture flux	429.0 lm
5	0.72	453		Fixture efficacy	94 lm/W
			IMax 11333 cd	LED values	4.5 W 410.0 lm

Trim CC / Medium			3000 K / Ra 85		
m	Ø	Lux	25°	Glaring	-
1	0.45	1045		UGR	18.2
2	0.90	261		Colour deviation	3 SDCM
3	1.35	116		Fixture power	4.5 W
4	1.80	65		Fixture flux	316.0 lm
5	2.26	42		Fixture efficacy	70 lm/W
			IMax 1045 cd	LED values	4.5 W 410.0 lm

Trim CC / Wide			3000 K / Ra 85		
m	Ø	Lux	30°	Glaring	-
1	0.54	1099		UGR	14.6
2	1.09	275		Colour deviation	3 SDCM
3	1.63	122		Fixture power	4.5 W
4	2.18	69		Fixture flux	339.0 lm
5	2.72	44		Fixture efficacy	75 lm/W
			IMax 1099 cd	LED values	4.5 W 410.0 lm

Trim CC / Elliptical			3000 K / Ra 85		
m	Ø	Lux	23°	Glaring	-
1	0.61	1457		UGR	25.6
2	1.22	364		Colour deviation	3 SDCM
3	1.84	162		Fixture power	4.5 W
4	2.45	91		Fixture flux	305.0 lm
5	3.06	58		Fixture efficacy	67 lm/W
			IMax 1457 cd	LED values	4.5 W 410.0 lm

TRIM CC



840780R	TRIM CC	128€
+		
Finish		
A	Stainless steel	0€
+		
CRI-CCT		
B2	CRI85 2700K	0€
B3	CRI85 3000K	0€
B4	CRI85 4000K	0€
+		
Optics		
V	Narrow Flood	0€
M	Medium	0€
F	Wide	0€
2	Elliptical	0€

Independent accessories		
8407900052	Housing Trim	17€
8407910052	Attack "Loop-in / Loop-out"	20€
9G065	CONNECTOR 3x1mmq 2 OUTPUTS C/GEL IP68 PLASTIC BLACK	25€
9G066	CONNECTOR 3x1,5mmq 2 OUTPUTS C/GEL IP68 PLASTIC BLACK	25€

The DC-CC (constant current) product version is suggest:

- when is not possible use electrical cable more than 1,5mm² and only the fixture's wire can be used.
- when with a single power supply have to manage up to 3 fixtures.
- for the distance power supply- product up to 15 meters.

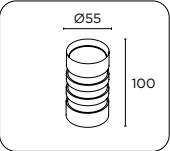


IP₆₇

Power supplies (DC 350mA - Vf=11V)							
	Control	LxPxh	Power	Voltage	Frequency	Compositions	
9D035013AL/IP67	ON/OFF	38x79x25	13W	220/240V	50/60Hz	max 2pcs	51€
9D035015AL/IP67	ON/OFF	38x120x25	14W	220/240V	50/60Hz	max 3pcs	54€
9D035019DDAL/IP67	DALI	35x185x33	19W	220/240V	50/60Hz	max 3pcs	98€

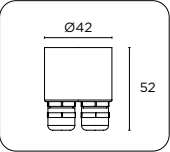
IP₂₀

Power supplies (DC 350mA - Vf=11V)							
	Control	LxPxh	Power	Voltage	Frequency	Compositions	
9D035010AL	ON/OFF	39x76x23	10W	220/240V	50/60Hz	max 2pcs	20€
9D035016AL	ON/OFF	38x125x23	16W	220/240V	50/60Hz	max 3pcs	31€



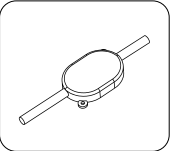

Polymer body for watertight wiring.

Housing		
8 407 90 00 52		17€



With this accessory it is possible to make In / out connections.

Loop in/out		
8 407 91 00 52		20€



With this accessory, you can create connections while ensuring IP68 grade protection.

IP₆₈

Connector		
9G 065	3x1 mmq - 2 outputs	25€



With this accessory, you can create connections while ensuring IP68 grade protection.

IP₆₈

Connector		
9G 065	3x1,5 mmq - 2 outputs	25€

TRIM CV



Compact form factor_
Choice of four beam angles_

Compact round LED inground luminaire for loop-in / loop-out installations with a diamatre of 65mm and a recess depth of 86mm.

Stainless steel housing. Available in 2700K, 3000K and 4000K in CRI85. Nominal power consumption of 4W (410lm). Lumen maintenance of 50,000 hrs at L80 B10.

Available with four optics choices including Narrow flood (8°), Medium (25°), Wide (30°) and Ellipse (12°x34°).

Luminaire to be installed with a blackout accessory (to be ordered separately). Suitable for walk over installations and drive over installations with a max. weight of 1000kg.

Ingress protection of IP67. Class III luminaire to be used with remote On/Off power supply (24V).

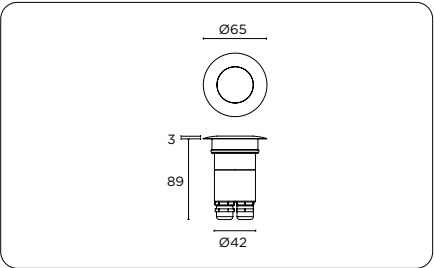
Trim CV / Narrow Flood			3000 K / Ra 85	
m	Ø	Lux	8°	Glaring - UGR 12.9 Colour deviation 3 SDCM Fixture power 4.5 W Fixture flux 429.0 lm Fixture efficacy 94 lm/W LED values 4.5 W 410.0 lm
1	0.14	11333		
2	0.29	2833		
3	0.43	1259		
4	0.57	708		
5	0.72	453		

Trim CV / Medium			3000 K / Ra 85	
m	Ø	Lux	25°	Glaring - UGR 18.2 Colour deviation 3 SDCM Fixture power 4.5 W Fixture flux 316.0 lm Fixture efficacy 70 lm/W LED values 4.5 W 410.0 lm
1	0.45	1045		
2	0.90	261		
3	1.35	116		
4	1.80	65		
5	2.26	42		

Trim CV / Wide			3000 K / Ra 85	
m	Ø	Lux	30°	Glaring - UGR 14.6 Colour deviation 3 SDCM Fixture power 4.5 W Fixture flux 339.0 lm Fixture efficacy 75 lm/W LED values 4.5 W 410.0 lm
1	0.54	1099		
2	1.09	275		
3	1.63	122		
4	2.18	69		
5	2.72	44		

Trim CV / Elliptical			3000 K / Ra 85	
m	Ø	Lux	23°	Glaring - UGR 25.6 Colour deviation 3 SDCM Fixture power 4.5 W Fixture flux 305.0 lm Fixture efficacy 67 lm/W LED values 4.5 W 410.0 lm
1	0.61	1457		
2	1.22	364		
3	1.84	162		
4	2.45	91		
5	3.06	58		

TRIM CV (24V/48V)



840781R	TRIM CV	196€
+		
Finish		
A	Stainless steel	0€
+		
CRI-CCT		
B2	CRI85 2700K	0€
B3	CRI85 3000K	0€
B4	CRI85 4000K	0€
+		
Optics		
V	Narrow Flood	0€
M	Medium	0€
F	Wide	0€
2	Elliptical	0€

Independent accessories		
8407900052	Housing Trim	17€
9G065	CONNECTOR 3x1mmq 2 OUTPUTS C/GEL IP68 PLASTIC BLACK	25€
9G066	CONNECTOR 3x1,5mmq 2 OUTPUTS C/GEL IP68 PLASTIC BLACK	25€

The DC-CV (constant voltage) product version is suggest:

- when is possible use electrical cable section more than 2,5mm² and a SELV installation is required.
- when with a single power supply have to control several fixtures.
- when the distance power supply- product is more than 15 meters.



TRIM CV power supply

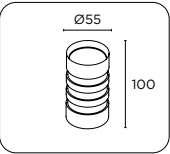
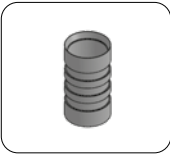
IP₆₇

Power supplies (DC 24V)							
	Control	LxPxh	Power	Voltage	Frequency	Compositions	
9D24V014AL/IP67	ON/OFF	38x79x25	14W	220/240V	50/60Hz	max 3pcs	48€
9D24V024DDAL/IP67	DALI	35x185x33	24W	220/240V	50/60Hz	max 5pcs	108€

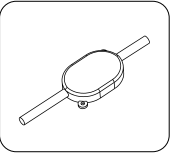

IP₂₀

Power supplies (DC 24/48V)							
	Control	LxPxh	Power	Voltage	Frequency	Compositions	
9D24V010AL	ON/OFF	39x76x23	10W	220/240V	50/60Hz	max 2pcs	27€
9D24V030AL	ON/OFF	38x125x23	29W	220/240V	50/60Hz	max 6pcs	37€
9D24V060TR	ON/OFF	43x225x30	60W	220/240V	50/60Hz	max 10pcs	87€
9D24V180TR	ON/OFF	64x280x31	180W	220/240V	50/60Hz	max 40pcs	177€
9D24V150DDTR	DALI	43x325x31	150W	220/240V	50/60Hz	max 30pcs	193€
9D48V030AL	ON/OFF	38x125x23	29W	220/240V	50/60Hz	max 6pcs	33€
9D48V070TC	ON/OFF	60x225x36	70W	220/240V	50/60Hz	max 14pcs	74€
9D48V150TC	ON/OFF	60x240x49	150W	220/240V	50/60Hz	max 30pcs	124€
9D48V075AL	ON/OFF	41x280x29	75W	220/240V	50/60Hz	max 15pcs	67€
9D48V150AL	ON/OFF	41x280x29	150W	220/240V	50/60Hz	max 30pcs	86€

TRIM CV accessories

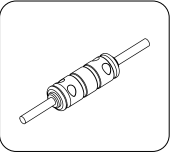


Polymer body for tin wiring.



With this accessory, you can create connections while ensuring IP68 grade protection.

IP₆₈



With this accessory, you can create connections while ensuring IP68 grade protection.


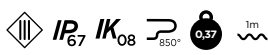
IP₆₈

Housing	
8 407 90 00 52	17€

Connector		
9G 065	3x1 mmq - 2 outputs	25€

Connector		
9G 065	3x1,5 mmq - 2 outputs	25€

TRIM NANO CC



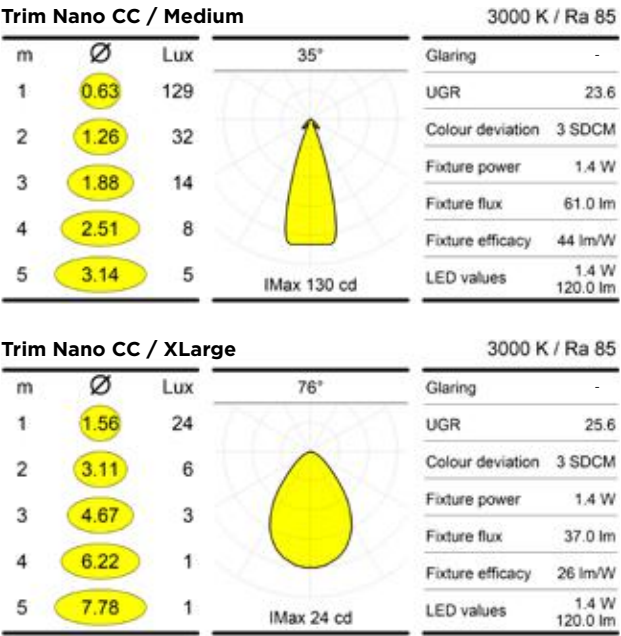
Miniature form factor_

Mini round LED inground luminaire with a diamatre of 30mm and a shallow recess depth of 31mm. Stainless steel housing with additional trim finish options including carbon grey, matt white textured and rust effect.

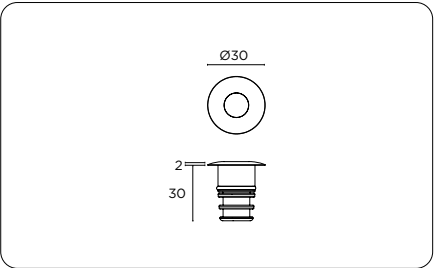
Available in 2700K, 3000K and 4000K in CRI85. Nominal power consumption of 1.2W (120lm). Lumen maintenance of 100,000 hrs at L80 B10.

Available with two optics choices including Medium and Extra Wide. Luminaire to be installed with a blackout accessory (to be ordered separately).

Suitable for walk over installations with a max. weight of 1000kg. Ingress protection of IP67. Class III luminaire to be used with remote On/Off power supply.




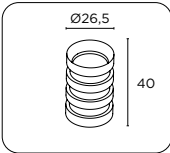
TRIM Nano CC



840680R	TRIM Nano CC	83€
+		
Finish		
A	Stainless steel	0€
+		
CRI-CCT		
B2	CRI85 2700K	0€
B3	CRI85 3000K	0€
B4	CRI85 4000K	0€

Optics		
M	Medium	0€
X	Extra Wide	0€
Independent accessories		
8406900052	Housing Trim Nano	17€
9G065	CONNECTOR 3x1mmq 2 OUTPUTS C/GEL IP68 PLASTIC BLACK	25€
9G066	CONNECTOR 3x1,5mmq 2 OUTPUTS C/GEL IP68 PLASTIC BLACK	25€


















TRIM NANO CC accessories

















Housing	
 	Polymer body for watertight wiring.
8 406 90 00 52	17€















TRIM NANO CC power supply

Driver (DC 350mA - Vf=2,9V)						
IP67	Control	LxPxh	Power	Voltage	Frequency	Compositions
	9D035014AL/IP67	ON/OFF	38x79x25	14W	220/240V	50/60Hz max 10pcs 48€
Power supplies (DC 350mA - Vf=2,9V)						
IP20	Control	LxPxh	Power	Voltage	Frequency	Compositions
	9D035006AL	ON/OFF	32x76x22	5W	220/240V	50/60Hz max 4pcs 21€
	9D035016AL	ON/OFF	38x125x23	16W	220/240V	50/60Hz max 12pcs 31€

POWER SUPPLIES

IP20 CURRENT AND VOLTAGE POWER SUPPLIES																																	
	ON/OFF	1-10V	DALI	PUSH	CASAMBI	PHASE C.	LxPxH (mm)	Power (W)	Voltage (V)	Frequency (Hz)	IP _{xy}								SELV					CE	UK CA								
POWER SUPPLIES DC 100mA																																	
9D010004TFLT						L-C	35x111x20	4	220/240	50/60	IP20	•		•	•		TMT(*)		•		•	42mm		•	•	•		•		72€			
9D010005DATC		•		•			52x120x22	5	220/240	50/60	IP20	•		•	•	•	110°	•	•		•	55mm		•		•	•	•		53€			
9D010005DDTC			•				52x120x22	5	220/240	50/60	IP20	•		•	•	•	110°	•	•		•	55mm		•		•	•	•		51€			
9D010010AL	•						39x76x23	10	220/240	50/60	IP20	•		•		•	100°		•		•	44mm		•		•	•			20€			
POWER SUPPLIES DC 140mA																																	
9D014007DATC		•		•			52x120x22	7	220/240	50/60	IP20	•		•	•	•	110°	•	•		•	55mm		•		•	•	•		53€			
9D014007DDTC			•				52x120x22	7	220/240	50/60	IP20	•		•	•	•	110°	•	•		•	55mm		•		•	•	•		51€			
POWER SUPPLIES DC 150mA																																	
9D015006CASTR					•		43x190x30	6	220/240	50/60	IP20		•	•	•		110°	•	•		•	54mm		•		•		•		118€			
9D015007TFTC						L-C	46x166x34	7	220/240	50/60	IP20	•		•	•	•	110°	•	•		•	56mm	•			•	•	•		65€			
9D015010AL	•						39x76x23	10	220/240	50/60	IP20	•		•		•	100°		•		•	44mm		•		•	•			20€			
POWER SUPPLIES DC 250mA																																	
9D025010AL	•						39x76x23	10	220/240	50/60	IP20	•		•		•	100°		•		•	44mm		•		•	•	•		20€			
9D025010CASTR					•		43x190x30	10	220/240	50/60	IP20		•	•	•		110°	•	•		•	54mm		•		•		•		118€			
9D025010DDTR				•			43x190x30	10	220/240	50/60	IP20		•	•	•	•	110°	•	•		•	54mm		•	•	•		•		60€			
9D025012DATC		•					67x103x22	13	220/240	50/60	IP20	•		•	•	•	110°	•	•		•	72mm		•		•	•	•		65€			
9D025012DDTC			•				52x120x22	12	220/240	50/60	IP20	•		•	•	•	120°	•	•		•	55mm	•	•		•		•		51€			
9D025012TFTC						L-C	52x120x22	12	220/240	50/60	IP20	•		•	•	•	110°	•	•		•	55mm	•			•		•		53€			
9D025013DATC		•		•			52x120x22	13	220/240	50/60	IP20	•		•	•	•	110°	•	•		•	55mm	•	•		•	•	•		53€			
POWER SUPPLIES DC 350mA																																	
9D035004DALT		•					30x135x20	4	100/240	50/60	IP20	•		•	•		TMT(*)		•		•	37mm		•	•			•		68€			
9D035006AL	•						32x76x22	5	220/240	50/60	IP20	•		•		•	100°		•		•	37mm		•		•	•			21€			
9D035009DDAL			•	•			36x140x20	9	220/240	50/60	IP20	•		•			110°	•	•		•	42mm		•		•	•			44€			
9D035010AL	•						39x76x23	10	220/240	50/60	IP20	•		•		•	100°		•		•	44mm		•		•	•	•		20€			
9D035010AL1	•						22x132x18	10	220/240	50/60	IP20	•		•		•	100°		•		•	28mm		•		•				24€			
9D035014AL	•						38x125x23	14,7	220/240	50/60	IP20	•		•		•	100°	•	•		•	42mm		•						37€			
9D035016AL	•						38x125x23	16	220/240	50/60	IP20	•		•		•	100°	•	•		•	42mm		•		•	•	•		31€			
9D035017DDTC			•				52x120x22	17	220/240	50/60	IP20	•		•	•	•	120°	•	•		•	55mm	•	•		•		•		51€			
9D035017TFTC						L-C	52x120x22	17	220/240	50/60	IP20	•		•	•	•	110°	•	•		•	55mm	•			•		•		53€			
9D035018CASTC					•		44x147x30	18	220/240	50/60	IP20	•		•	•	•	110°	•	•		•	54mm		•		•		•		124€			
9D035018DATC		•		•			52x120x22	18	220/240	50/60	IP20	•		•	•	•	110°	•	•		•	55mm	•	•		•	•	•		53€			
9D035018DDTC			•				67x103x21	17	220/240	50/60	IP20	•		•	•	•	110°	•	•		•	72mm	•	•		•	•	•		68€			
9D035018DDTR			•	•			43x190x30	17	220/240	50/60	IP20		•	•	•	•	110°	•	•		•	54mm	•	•	•	•		•		65€			
9D035018TFTC						L-C	46x166x34	17	220/240	50/60	IP20	•		•	•	•	110°	•	•		•	56mm	•			•	•	•		64€			
9D035019CASTC					•		79x124x22	18	220/240	50/60	IP20	•		•		•	110°	•	•		•	84mm		•		•		•		141€			
9D035019DATC		•		•			67x103x21	18	220/240	50/60	IP20	•		•	•	•	110°	•	•		•	72mm		•		•	•	•		65€			
9D035019TC	•						52x120x22	19	220/240	50/60	IP20	•		•		•	110°	•	•		•	55mm	•										

IP20 CURRENT AND VOLTAGE POWER SUPPLIES																														
	ON/OFF	1-10V	DALI	PUSH	CASAMBI	PHASE C.	LxPxH (mm)	Power (W)	Voltage (V)	Frequency (Hz)	IP _{xy}								SELV											
POWER SUPPLIES DC 700mA																														
9D070009AL	•						39x76x23	9	220/240	50/60	IP20	•		•		•	100°		•		•			•		•	•		20€	
9D070019AL	•						38x125x23	19,6	220/240	50/60	IP20	•		•		•	100°	•	•		•			•						37€
9D070020AL	•						38x125x23	20	220/240	50/60	IP20	•		•		•	100°	•	•		•			•		•	•	•		31€
9D070020DAEL		•					43x151x28	20	220/240	50/60	IP20			•			100°	•			•									60€
9D070020DATC		•		•			52x120x22	20	220/240	50/60	IP20	•		•	•	•	110°	•	•		•			•	•		•	•		53€
9D070020DDEL			•	•			43x151x28	20	220/240	50/60	IP20	•		•			100°	•			•									70€
9D070020DDTC			•				52x120x22	20	220/240	50/60	IP20	•		•	•	•	120°	•	•		•			•	•		•			51€
9D070020TFTC						L-C	52x120x22	20	220/240	50/60	IP20	•		•	•	•	110°	•	•		•			•			•			53€
9D070030AL	•						38x125x23	30	220/240	50/60	IP20	•		•		•	110°	•	•		•			•		•	•	•		32€
9D070031TC	•						44x147x22	31	220/240	50/60	IP20	•		•	•	•	110°	•	•		•			•			•			22€
9D070032DATC		•		•			67x103x21	32	220/240	50/60	IP20	•		•	•	•	110°	•	•		•			•		•	•	•		65€
9D070032DDTC			•				67x103x21	32	220/240	50/60	IP20	•		•	•	•	110°	•	•		•			•	•		•	•	•	68€
9D070032TFTC						L-C	46x166x34	32	220/240	50/60	IP20	•		•	•	•	110°	•	•		•			•			•	•	•	65€
9D070036CASTC					•		44x147x30	36	220/240	50/60	IP20	•		•	•	•	110°	•	•		•			•			•			124€
9D070037CASTC					•		79x124x22	37	220/240	50/60	IP20	•		•			110°	•	•		•			•			•			141€
9D070038DDTC			•				44x147x30	38	220/240	50/60	IP20	•		•	•	•	110°	•	•		•			•		•				59€
9D070040TFMW						L-C	60x143x32	39	220/240	50/60	IP20	•		•	•	•	110°	•	•		•			•	•		•			75€
9D070050CASTC					•		79x124x22	50	220/240	50/60	IP20	•		•			110°	•	•	(120V)	•			•		•		•		141€
9D070050DDTC		•	•	•			79x124x22	50	220/240	50/60	IP20	•		•			110°	•	•	(120V)	•			•		•		•		78€
9D070050TC	•						79x124x22	50	220/240	50/60	IP20	•		•			110°	•	•	(120V)	•			•		•		•		63€
POWER SUPPLIES DC 900mA																														
9D090020DATC		•		•			52x120x22	20	220/240	50/60	IP20	•		•	•	•	110°	•	•		•			•	•		•	•	•	53€
9D090020TFTC						L-C	52x120x22	20	220/240	50/60	IP20	•		•	•	•	110°	•	•		•			•			•			53€
9D090038CASTC					•		44x147x30	38	220/240	50/60	IP20	•		•	•	•	110°	•	•		•			•			•			124€
9D090038DDTC			•	•			44x147x30	38	220/240	50/60	IP20	•		•	•	•	110°	•	•		•			•			•			59€
9D090038TC	•						44x147x22	38	220/240	50/60	IP20	•		•	•	•	110°	•	•		•			•			•			22€
9D090040TFAC						L-C	52x166x25	40	220/240	50/60	IP20	•		•	•	•	100°		•		•			•						36€
9D090042TR	•						82x160x34	42	220/240	50/60	IP20	•		•	•	•	110°	•	•		•			•			•			39€
9D090047CASTC					•		79x124x22	47	220/240	50/60	IP20	•		•			110°	•	•		•			•		•		•		141€
9D090060DDTC		•	•	•			79x124x22	60	220/240	50/60	IP20	•		•			110°	•	•	(120V)	•			•		•		•		78€
POWER SUPPLIES DC 1050mA																														
9D105010AL	•						39x76x23	10	220/240	50/60	IP20	•		•		•	100°		•		•			•		•	•			19€
9D105020DAEL		•					43x151x28	20	220/240	50/60	IP20	•		•			100°	•			•			•						60€
9D105020DDEL			•	•			43x151x28	20	220/240	50/60	IP20	•		•	•		100°	•	•		•			•	•		•			70€
9D105022TC	•						38x130x28	22	220/240	50/60	IP20	•		•	•	•	100°		•		•			•		•				23€
9D105040TC	•						44x147x22	40	220/240	50/60	IP20	•		•	•	•	110°	•	•		•			•			•			22€
9D105042TR	•						82x160x34	42	220/240	50/60	IP20	•		•	•	•	110°	•	•		•			•			•			40€
9D105045TFTC						L-C	83x174x35	45	220/240	50/60	IP20		•	•	•	•	110°	•	•		•			•			•	•	•	80€
9D105050CASTC					•		79x124x22	50	220/240	50/60	IP20	•		•			110°	•	•		•			•			•			141€
9D105050TC	•						79x124x22	50	220/240	50/60	IP20	•		•	•	•	110°	•	•	(120V)	•			•		•		•		63€
9D105060CASTC					•		79x124x22	60	220/240	50/60	IP20	•		•			110°	•	•	(120V)	•			•		•		•		141€
9D105060DDTC		•	•	•			79x124x22	60	220/240	50/60	IP20																			

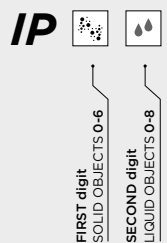
IP67 CURRENT AND VOLTAGE POWER SUPPLIES													ALIMENTATORI																	
	ON/OFF	1-10V	DALI	PUSH	CASAMBI	PHASE C.	LxPxH (mm)	Power (W)	Voltage (V)	Frequency (Hz)	IP _{xy}								SELV					CE	UK CA					
POWER SUPPLIES DC 350mA																														
9D035013AL/IP67	•						38x79x25	13	220/240	50/60	IP67	•		•		•	100°	•	•		•		44mm	•						51€
9D035014AL/IP67	•						38x79x25	14	220/240	50/60	IP67	•		•		•	100°		•		•		44mm	•						48€
9D035015AL/IP67	•						38x120x25	14	220/240	50/60	IP67	•		•		•	100°	•	•		•		44mm	•						54€
9D035019DDAL/IP67			•				35x185x33	19	220/240	50/60	IP67	•		•			110°	•	•		•		49mm	•						98€
POWER SUPPLIES DC 700mA																														
9D070010AL/IP67	•						38x79x25	10	220/240	50/60	IP67	•		•		•	100°	•	•		•		44mm	•						44€
9D070019AL/IP67	•						38x120x25	19	220/240	50/60	IP67	•		•		•	100°	•	•		•		44mm	•						54€
9D070038DDAL/IP67			•				35x185x33	38	220/240	50/60	IP67	•		•			110°	•	•		•		49mm	•						104€
POWER SUPPLIES DC 24V																														
9D24V014AL/IP67	•						38x79x25	14	220/240	50/60	IP67	•		•		•	100°		•			•	44mm	•						48€
9D24V024DDAL/IP67			•				35x185x33	24	220/240	50/60	IP67	•		•			110°	•	•			•	49mm	•						108€
POWER SUPPLIES DC 48V																														
9D48V040MW/IP67	•						62x171x37	40	220/240	50/60	IP67		•	•	•	•	110°	•	•			•		•	•			•		97€
9D48V080MW/IP67	•						62x196x39	80	220/240	50/60	IP67		•	•	•	•	110°	•	•			•		•	•			•		120€
9D48V120MW/IP67	•						68x220x39	120	220/240	50/60	IP67		•	•	•	•	110°	•	•			•		•	•	•		•		130€
9D48V240MW/IP67	•						68x245x39	240	220/240	50/60	IP67		•	•	•		110°	•	•			•		•	•			•		226€
9D48V480MW/IP67	•						125x262x44	480	220/240	50/60	IP67		•	•	•		110°	•	•			•		•	•	•		•		384€

PROTECTION LEVEL

The **IP** (International Protection - IEC standard 60529) standard establishes the resistance of a product against the intrusion of solid particles (such as parts of the body and dust) as well as liquids.

The **IP** - - code is followed by two digits according to the table, the first refers to the intrusion of solid bodies, the second to the degree of protection against liquid penetration.




 FIRST digit SOLID OBJECTS value 0 – 6	 SECOND digit LIQUID OBJECTS value 0 - 8
IP 0-	No protection against contact and ingress of objects
IP 1 -	Any large surface of the body, such as the back of a hand, but no protection agains deliberate contact with a body part >50 mm
IP 2 -	Fingers or similar objects >12.5 mm
IP 3 -	Tools, thick wires, etc >2.5 mm
IP 4 -	Most wires, slender screws, large ant etc. >1 mm
IP 5 -	Ingress of dust is not entirely prevented, but it must not enter in sufficient quantity to interfere with the satisfactory operation of the equipment.
IP 6 -	No ingress of dust; complete protection against contact (dust tight). A vacuum must be applied. Test duration of up to 8 hours based on air flow.



PROTECTION CLASS

The electrical insulation classes are the homogeneous grouping defined by the IEC (International Electrotechnical Commission) which refers to the tech-

nical specifications that are applicable to an electric device to limit the risk of electrocution resulting from a failure of the system.

CLASS	DESCRIPTION
0	These appliances have no protective-earth connection and feature only a single level of insulation between live parts and exposed metal-work. If permitted at all, Class 0 items are intended for use in dry areas only. A single fault could cause an electric shock or other dangerous occurrence, without triggering the automatic operation of any fuse or circuit breaker. Sales of such items have been prohibited in much of the world for safety reasons, for example in the UK by Section 8 of The Low Voltage Electrical Equipment (Safety) Regulations 1989 and New Zealand by the Electricity Act. However, equipment of this class is common in 110V countries, and in much of the 220V developing world, whether permitted officially or not. These appliances must have their chassis connected to electrical earth.
I 	These appliances must have their chassis connected to electrical earth (US: ground) by a separate earth conductor (coloured green/yellow in most countries, green in the US, Canada and Japan). The earth connection is achieved with a 3-conductor mains cable, typically ending with 3-prong AC connector which plugs into a corresponding AC outlet. The basic requirement is that no single failure can result in dangerous voltage becoming exposed so that it might cause an electric shock and that if a fault occurs the supply will be removed automatically (this is sometimes referred to as ADS = Automatic Disconnection of Supply). A fault in the appliance which causes a live conductor to contact the casing will cause a current to flow in the earth conductor. If large enough, this current will trip an over-current device (fuse or circuit breaker (CB)) and disconnect the supply . The disconnection time has to be fast enough not to allow fibrillation to start if a person is in contact with the casing at the time. This time and the current rating in turn sets a maximum earth resistance permissible. To provide supplementary protection against high-impedance faults it is common to recommend a residual-current device (RCD) also known as a residual current circuit breaker (RCCB), ground fault circuit interrupter (GFCI), or residual current operated circuit-breaker with integral over-current protection (RCBO), which will cut off the supply of electricity to the appliance if the currents in the two poles of the supply are not equal and opposite.
II 	A Class II or double insulated electrical appliance is one which has been designed in such a way that it does not require a safety connection to electrical earth (ground). The basic requirement is that no single failure can result in dangerous voltage becoming exposed so that it might cause an electric shock and that this is achieved without relying on an earthed metal casing. This is usually achieved at least in part by having at least two layers of insulating material between live parts and the user, or by using reinforced insulation. In Europe, a double insulated appliance must be labelled Class II or double insulated or bear the double insulation symbol (a square inside another square). Insulated AC/DC power supplies (such as cell-phone chargers) are typically designated as Class II, meaning that the DC output wires are isolated from the AC input. The designation "Class II" should not be confused with the designation "Class 2", as the latter is unrelated to insulation (it originates from standard UL 1310, setting limits on maximum output voltage/current/power).
III 	A Class III appliance is designed to be supplied from a separated/safety extra-low voltage (SELV) power source. The voltage from a SELV supply is low enough that under normal conditions a person can safely come into contact with it without risk of electrical shock. The extra safety features built into Class I and Class II appliances are therefore not required. For medical devices, compliance with Class III is not considered sufficient protection, and further more-stringent regulations apply to such equipment.

UGR IN EXENIA PRODUCTS

The UGR index - Unified Glare Rating - defines the level of irritating glare, produced by the light illuminating a room. The index is defined by many factors which depend on the kind of the fixtures (the emitting surface of the device in relation to the flux play an important role) and the installation

environment since the finishes of the walls, the floor, the location of the furnishings, the presence of windows play a role as well.

The value is the result of the following equation:

UGR = 8 log10 (0,25 / Lb * sum (La^2 * omega / rho^2))

"Lb" and "L2" are respectively the luminance of the background and the luminance of the luminous parts of each fixture, "omega" is the solid angle subtended by the same, "rho" is the Guth position index (function of the longitudinal distance between the human eye, the transverse plane of the source and the transverse distance between the eye and the longitudinal plane of the source).

Although today the assessment of the irritating glare level can be processed by means of a lighting design software, the above-mentioned equation can immediately point out that when defining the UGR parameter, we can consider the background luminance, the overall luminance of the installed fixtures that are in the same field of view by taking into account the solid angle of view of the observer and the position of the devices in relation to the observer.

Making it easier, the luminance is a ratio that considers the light reaching our eyes by reflection from an illuminated surface and the light that comes from an emitting surface. The luminance depends on the intensity of the source and from the apparent area of the surface directed to the observer. It is clear that the luminance value always depends on the observer position with respect to the lighting source.

The regulations which define the UGR value are in the indoor lighting UNI EN 12464-1 2011, CIE publication 117 standards.

The UGR scale can be considered for minimum values that start at 10 (no glare), up to 30 (high glare). The UGR limits are given every three units (10, 13, 16, 19, 22 etc.) since every three units there is a change to a different class in

accordance with the standard, Some fixtures of our range of products have reference values of the indexes according to the UGR tabular method for reflection coefficients 752 (0.7 ceiling, 0.5 walls, 0.2 floor) which consider X = 4H, Y = 2H as room dimensions (H is the height difference between the eye and the light sources).

- We would like to remind that these values are samples and valid only in case of use of fixtures which are:
- installed in rectangular rooms;
 - installed together with other fixtures of the same type and the same level;
 - symmetrical and arranged in parallel to the wall.

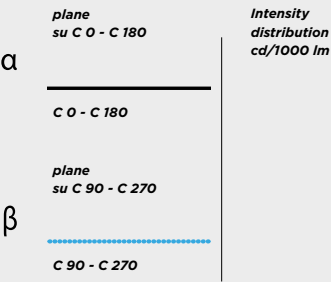
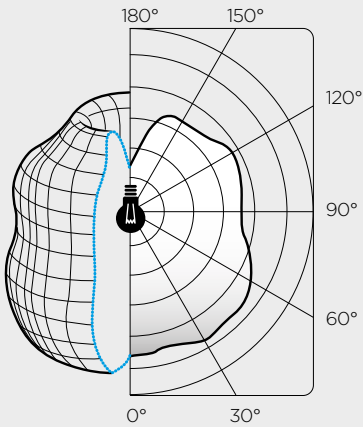
For further information or evaluations, we recommend making a simulation by means of a lighting design software.

PHOTOMETRIC DATA

In this catalogue, each product has the polar diagrams reported for each power and beam combination. For ease of reference, the representations of the distributions

on international reference levels (C0-C180 and C90-C270) have been summarized for different fixtures with the same distribution of light intensities. For symmetri-

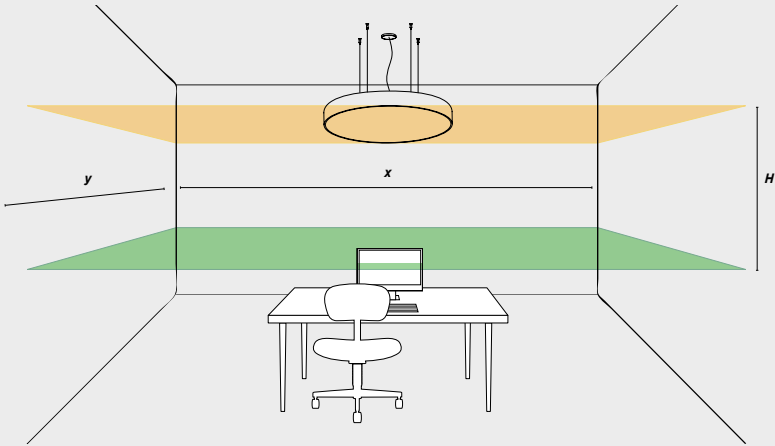
cal and rotosymmetrical fixtures only one curve is represented. For multiple optics products, the photometry should be repeated for the number of units.



The luminous intensities shown in the diagrams are the relative intensities, therefore, to be multiplied by the flux value of the fixture expressed in klm.

Polar curves are only the initial tool to identify the behaviour and the lighting performance in the preliminary stages of each project. After that, the elum-

dat file should be thoroughly analysed. The elumdat file can be downloaded for each fixture code at our website www.exenia.eu.



INFO

LED LIFE

Each of our products is studied and tested in pejorative conditions in order to obtain an optimal ratio between operating temperatures and light emission of the diodes, it is understood that each power decrease will make possible the extension of the corresponding 'Lifetime'.

LED KEY FEATURES

The EXENIA products in the catalogue use LED lights of the leading brand in the industry, such as CITIZEN™, PANASONIC™, CREE™ and LUMILEDS™. In addition, Exenia ensures that its LED COB are selected with SDCM features (standard deviation of colour matching) at most within the third step of the Mac Adam ellipse. However, compared to the plate data reported by manufacturers you should consider the tolerances that are due to LED manufacturing process. Such tolerances involve small differences between the various sources and manufactures.

DIMENSION

All dimensions are in mm, unless otherwise specified.

FINISHES COLOURS

The colours of the illustrated articles are simply indicative of the real nuance.

Our products enforce the European Community Rules 73/23 CEE - 93/68 CEE - 89/336 CEE and the CE mark is printed on the packaging.

Reproduction of this catalogue or any part of it is prohibited. The products illustrated in this catalogue are covered by one or more Italian or international patents. The company will take legal action against any imitators.

CONSORZIO ECOLIGHT

EXENIA belongs to the Consorzio Ecolight established in 2004 to comply with the previsions of European Directive 2002/96/CE-RAEE converted by Italian law into Legislative Decree No.151 dated 25/07/2005 for the management, recovery and treatment of electrical and electronic devices at the end of their usable life, in respect of all the regulations in force on the subject of environmental safeguards.

PHOTOBIOLOGICAL RISK

Unless otherwise stated in the installation and operating instructions, all LEDs used by EXENIA S.r.l. can be considered as belonging to the "RG1" group (low risk), according to the photobiological risk classification of EN 62471:2008.

5 YEARS WARRANTY

Exenia warrants that its products are free from manufacturing and/or material defects, in case of use in conformity with the destination, for a period of five years from the date of the invoice as indicated in the general conditions of guarantee which can be consulted on website www.exenia.eu.

EXENIA srl reserves the right to change, at any time and without prior warning, the technical specification of any product shown in this catalogue.

GENERAL TERMS OF SALE

PRICE LIST VALIDITY

Prices are to be understood as excluding VAT. This price list replaces and cancels all previous editions. The validity of the list prices indicated is to be intended until further written communication.

Reproduction, even partial, of figures and descriptions contained in our paper and electronic commercial documentation is expressly prohibited. The Company reserves the right to make changes and/or updates relating to products or anything else indicated in the documentation itself at any time without notice and obligation to communicate, according to the manufacturing and improvement requirements of the devices.

TRANSPORT

Deliveries in free port for orders of higher net value of Euro 500.00.

Deliveries Ex Works for orders with a net value of less than Euro 500.00.

Ex Works deliveries for sales and/or shipments abroad.

EXENIA S.r.l. assumes no responsibility in relation to any losses and/or damage in the transport of the Products, except in the case in which the transport is carried out carriage paid.

The buyer undertakes to check the conditions of the Products at the time of delivery and report any complaints and/or actions directly to the carrier in cases of loss, theft, damage, loss, delays in the transport activity and/or in the delivery methods.

RETURNS

Returns of goods must always be authorized in writing by the company EXENIA S.r.l. and must reach our warehouse in Porto Franco; special items or items not included in the General Catalogue in force at the time of the return cannot be returned.

SAFETY STANDARDS

All the products of the EXENIA S.r.l. are compliant with the European Community Directives "CE".

WARRANTY

Exenia S.r.l. guarantees that its products are free from manufacturing and/or material defects, in case of proper use for the intended purpose, for a period of five years from the date of the invoice according to what is indicated in the general guarantee conditions which can be consulted on the website www.exenia.eu.

INFORMATION PURSUANT TO THE D.LGS. 196 OF 06/30/2003

Pursuant to Legislative Decree 196 of 30 June 2003, the processing of personal data provided will take place at the headquarters of the company EXENIA S.r.l. Data archiving will be carried out on paper and/or magnetic media in order to allow the company EXENIA S.r.l. to provide the performance of the obligations strictly related to the execution of the orders and the relative communications to the Banks which the Company usually uses..

ECO WEEE REGULATION

EXENIA srl is a member of the Ecolight Consortium
Via Gattamelata 34 - 20149 Milan Tel. +39 02 33600732



ECO WEEE

Eco environmental contribution.

The WEEE (Waste Electrical and Electronic Equipment) Eco Contribution, European Directive 2012/19/UE, is a method Decreed in Law No. 49 of 14 March 2014 and made available to manufacturers of electrical and electronic equipment to finance the recovery, treatment and disposal of waste deriving from such equipment (WEEE) and which the producers belonging to the ECOLIGHT Consortium have decided to use.

ROHS II AND ROHS III DIRECTIVES

Legislative Decree No. 27/2014 and the European Union Law No. 137/2015, implements respectively the European Directive 2012/65/UE and 2015/863/UE, RoHs II and RoHS III - Limits of use of certain dangerous substances - relating to the reduction of dangerous substances in electrical and electronic equipment. Starting from 22 July 2019 all new electrical and electronic equipment placed on the market must not contain or must contain to a limited extent substances such as:

- lead
- mercury
- cadmium
- hexavalent chromium
- polybrominated biphenyls (PBB)
- polybrominated defend ethers (PBDEs)
- Ftalato di bis(2-etilesile) (DEHP)
- Benzilbutilftalato (BBP)
- Dibutilftalato (DBP)
- Diisobutilftalato (DIBP)

The products listed in this price list already include this disposal fee.

REACH REGULATION

All the products of the EXENIA S.r.l. don't contain, or anyway comply with the maximum permitted limits, dangerous substances in the SVHC list, in compliance with European Regulation 1907/2006 and subsequent amendments.

INDEX BY CODE

Code	Family	Page
114	LED BOOSTER KIT 51	341
115	LED BOOSTER KIT 111	345
116	LED BOOSTER KIT 111	345
120	BLOG SMALL	290
121	BLOG	296
122	PIN REVO MINI	253
123	PIN REVO SMALL	259
124	PIN REVO MEDIUM	265
125	PIN REVO COMPACT	269
126	DARK FIX MINI	195, 196
127	DARK FIX SMALL	201, 202
128	DARK FIX MEDIUM	206
129	DARK FIX COMPACT	210
130	DARK FIX MAX	215
131	DARK TILT MINI	220, 221
132	DARK TILT SMALL	226, 227
133	DARK TILT MEDIUM	232, 233
134	DARK TILT COMPACT	238, 239
135	DARK TILT MAX	244, 245
300	GO!	437, 641
313	WILLY	412, 623
317	BOLA	459
319	BILUX	171, 422
325	IO	335, 394
330	ATOLLO	399
335	MAG	432
339	TOB	175, 179, 185
343	TEDDY LARGE	327, 406
344	SHOP	418
349	RIGHA	161
351	TOB MAXI	181
352	STEP	119
353	ACCADEMIA	677
353	LED RUNNER SPOT	353
353	PLURIEL	131, 317, 443, 643
354	LINEA	467
355	TRATTO	157
358	HOLA	382
359	LINO	153
361	PIANO	149
364	LED RUNNER SPOT PLUS	364
364	PLURIEL PLUS	137, 143, 321
365	MUSEO SMALL	95
366	MUSEO COMPACT	102
367	STEP 3	123
368	HOLA MEETING	389
368	SPACE	115
370	PLURIEL MICRO	127, 313
371	TEDDY SMALL	327
371	TEDDY MEDIUM	327, 405
372	NABOO	356
373	NABOO SPOT	364
374	PINKO	427, 619
377	NABOO VERTICAL	351
378	NABOO MEETING	371
379	NABOO MEETING SPOT	375
382	SPOT 48 REVO MINI	574
383	SPOT 48 REVO SMALL	575
384	REVO MINI	62, 274
385	REVO SMALL	66, 278, 482
386	REVO MEDIUM	70, 282, 486
387	REVO COMPACT	74, 286, 490

Code	Family	Page
388	REVO MAX	78, 494
602	NIO	306
606	M4	524
608	MUSEO	108
609	MUSEO MINI	89
610	M2	511
611	M3	518
614	NIO SMALL	302
615	R2	528, 585, 586
708	LED RUNNER	463, 499
708	LED RUNNER UNIT LED	671
708	LED RUNNER TRIMLESS	655
709	LED RUNNER TRIM	651
711	ZIK	639
711	TRACK 48	541, 545, 557
712	TRACK 48 EVO	551
713	UNITRACK	475
714	DRIVER BOX	645
714	TRACK 48 TWIN	563
715	TRACK 48 TUBE	567
716	SPEEDY	581
717	UNITRACK	475
8336	BRICK	735, 739
8375	YOMA	167, 401, 747
8381	ROCK	163, 751
8400	PLAY SQUARE	756, 760
8401	PLAY ROUND	764, 768
8402	WOLF	686, 692
8403	CACTUS	700, 702, 704, 706
8405	MARK	743
8406	TRIM NANO	781
8407	TRIM	773, 777
8408	TRIPO	713, 718, 720, 722
8409	FLEUR	728, 729
9V001S	GIOTTO SMALL	453, 625, 631
9V002S	GIOTTO MEDIUM	453, 625, 631
9V003S	JAM	447, 633, 635
LIM	MUSEO RADIUS MEDIUM	85, 505
LIN	MUSEO RADIUS NANO	85, 505
LIS	MUSEO RADIUS SMALL	85, 505

NOTE

[illegible][illegible]

Symbology_



Class I product
Ground connection



Class II product
Double insulation



Class III product
Low voltage 12v



Glare Product



Degree of Protection



Degree of Protection
Optical compartment



Degree of Protection
Recessed compartment



Incandescent wire



Energy Classes



Square cut-out



Round cut-out



Recessed depth



Weight Kg



Product can be installed on normally
flammable surfaces (90°C)



Over-paintable white plaster finish



Permanent emergency version



Power supply cable length



Independent power supply unit that
can be mounted separately outside the
luminaire without additional housing



Power supply unit equipped with thermal
protection. The dots in the triangle
replace the values (°C) of the maximum
rated enclosure temperature



Power supply unit suitable for installation
on flammable surfaces. The part of
the power supply in contact with the
flammable surface does not exceed 95°C
in normal operation, and 115°C in the
event of a failure of the power supply.
DIN VDE 0710-T14



Short-circuit proof safety power supply
unit (built-in protection)



Power supply with constant current
output



Constant voltage power supply unit



Safety extra-low voltage according to EN
61347-2-2



Power Factor Corrector: serves to stabilise
the lamp parameters (voltage and
current) with varying supply voltage



Component or luminaire suitable
for cascade connection



European Electrical Certification
Standards



All products are manufactured in
accordance with the following standards
and subsequent variants; in compliance
with European Standards (2004/108/EC -
2006/95/EC) for CE marking - 2000/55/
EC - 2008/35/EC

CRC_

The CRC treatment is an accessory galvanic
process that implements the resistance to
corrosive attacks in extreme environments.
It is recommended in the presence of direct
salt spray, chemical agents in solution or
sprinkling, aggressive vapours and in all
conditions of high wear and abrasion.

DIALux partner

© Copyright 2023

All rights reserved EXENIA S.r.l.

EXENIA S.r.l. reserves the right to modify the
technical characteristics of the models illustrated in
this catalogue at any time and without prior notice.

exenia
LMPG

Exenia S.r.l.
via della Chiesa 38
50041 Calenzano
Firenze | Italia
T +39 055 54 17 54
F +39 055 54 17 575
www.exenia.eu
www.lumenpulsegroup.com